




MALAYSIAN NATIONAL CANCER REGISTRY REPORT


2 0 0 7 - 2 0 1 1

Malaysia Cancer Statistics, Data And Figure

Azizah Ab M • Nor Saleha I.T • Noor Hashimah A • Asmah Z.A • Mastulu W

National Cancer Institute
Ministry of Health Malaysia





MALAYSIAN NATIONAL CANCER REGISTRY REPORT 2007-2011

Azizah Ab M *, Nor Saleha I.T, Noor Hashimah A***, Asmah Z.A****, Mastulu W*******

*Penang State Health Department, ** Disease Control Division, MOH, ***Kelantan State Health Department, ****Perak State Health Department, *****Sarawak State Health Department

**Non Communicable Disease Sector
Disease Control Division
Ministry Of Health
MALAYSIA**

**National Cancer Institute
Ministry Of Health
Putrajaya
MALAYSIA**

Published by the National Cancer Institute,
Ministry of Health, No 4, Jalan P7, Presint 7,
62250 Putrajaya, MALAYSIA
Tel: (603) 88925555
Fax: (603) 88925625
© National Cancer Registry, June 2015

<http://nci.moh.gov.my>

Year of Publication: 2016

Copyright © Ministry of Health Malaysia

All rights reserved. This report may not be reproduced,
in whole or in part, in any form or means, electronic or mechanical, including photocopying,
without written permission from publisher



EDITORIAL BOARD:

CHIEF EDITOR:

Dr. Azizah Ab Manan, MBBS, MPH

Public Health Physician & State Epidemiologist (NCDC), Penang State Health Department

EDITORS:

Dr. Nor Saleha Ibrahim Tamin, MD, MPH

Public Health Physician & Senior Principal Assistant Director (Head of Cancer Unit)
Non-Communicable Disease Sector, Ministry Of Health

Dr. Noor Hashimah Abdullah, MD, MPH

Public Health Physician & State Epidemiologist (NCDC), Kelantan State Health Department

Dr. Asmah Zainal Abidin, MD, MPH

Public Health Physician & State Epidemiologist (NCDC), Perak State Health Department

Mastulu Wahab

Medical Record Assistant, Sarawak State Health Department

SUPPORTING EDITORS:

Dr. Misliza Ahmad, MBBS, MPH

Public Health Physician & State Epidemiologist (NCDC)
Wilayah Persekutuan Kuala Lumpur & Putrajaya State Health Department

Dr. Renuga K. Raman

Medical Officer & Coordinator of Cancer Registry Unit, National Cancer Institute, Putrajaya

Dr. Nabihah Ali

Medical Officer, Cancer Registry Unit, National Cancer Institute, Putrajaya

Dr. Puteri Nureyia Amir

Medical Officer, Cancer Registry Unit, National Cancer Institute, Putrajaya

Wan Roslida Othman

Statistician, Health Informatic Centre, Ministry Of Health, Putrajaya

SUPPORTING STAFF:

Dr. Ruzawati Zahri

Medical Officer (NCDC), Pahang State Health Department

Salina Asha'ari

Staff Nurse, Cancer Registry Unit, National Cancer Institute, Putrajaya

Nik Zanariah Nik Man

Administrator Assistant, Kelantan State Health Department

Muhammad Izzat Mat Isa

Assistant Medical Officer, Kuala Lumpur & Putrajaya State Health Department

Mohd Hafiz Ishak

Assistant Environmental Health Officer, Selangor State Health Department



CONTENTS

PREFACE	ii
FOREWORD	iii
MESSAGE	v
ACKNOWLEDGEMENT	vi
SECRETARIAT	x
LIST OF TABLES	xi
LIST OF FIGURES	xiii
LIST OF APPENDICES	xv
1.0 OVERVIEW	1
2.0 INTRODUCTION	2
3.0 BACKGROUND	
3.1. Geography	2
3.2. Population	3
3.3. Health status, socioeconomic and health facilities	5
3.4. Cancer Death Certification	7
4.0 METHODS	
4.1. Sources of data	8
4.2. Data collection	8
4.3. Registration procedure	8
4.4. Quality control	11
4.5. Description of statistical methods	11
5.0 RESULTS	
5.1. Overall cancer incidence	13
5.2. Cancer trends	15
5.3. Incidence of ten most common cancers	16
5.4. Age variations	18
5.5. Age groups and cancers	21
5.6. Ethnic variations	23
5.7. Staging	28
5.8. Data Quality	29
6.0 INCIDENCE SUMMARY TABLES: All Sites, 2007-2011	31
7.0 COMMENTARY ON 15 SELECTED CANCER SITES	
7.1. Female Breast C50	33
7.2. Colorectal C18-C21	36
7.3. Trachea, Bronchus, Lung C33-C34	39
7.4. Lymphoma C81-C85, C96	42
7.5. Nasopharynx C11	44
7.6. Leukaemia C91-C95	47
7.7. Cervix Uteri C53	50
7.8. Liver C22	53
7.9. Ovary C56	56
7.10. Stomach C16	59
7.11. Prostate C61	62
7.12. Other skin C44	65
7.13. Thyroid C73	67
7.14. Brain, nervous system C70-C72	69
7.15. Corpus Uteri C54	71
REFERENCES	73
APPENDICES	74



PREFACE

This is the first 5-year report of the Malaysian National Cancer Registry (MNCR) since it was established in all states in 2007 under the Public Health Division, Ministry of Health. The report is based on new cancers diagnosed for the period of 1st January 2007 through to 31st December 2011 and registered by state registries. The data reported in this report were as they stood on 1st June 2015.

The cancer registry database is dynamic, and the data are continually updated in the light of the most recent available information. Accordingly, the numbers in this report for the earlier years may vary slightly from those in previous publications.

The value of cancer registries will be enhanced when they are linked with other well established international databases as these will help to profile the different types of cancers and how such cancers are linked with the specific environmental, socio-cultural, ethnic and other related characteristic inherent in a specific population or defined geographical area. In this report we made the international comparisons with Singapore (Singapore Cancer Registry, Interim Report: Trends in Cancer Incidence in Singapore 2009 – 2013) and with other countries (Cancer Incidence in Five Continents Volume X, 2014).

The registry collects and disseminates reliable population-based cancer data to assist in the planning of services and in the prevention and treatment of cancer. In addition, timely, accurate, reliable and validated information on cancers occurring in the country is crucial in the planning of effective preventive and management strategies for cancer. There will also be research opportunities for those who are keen to study more about the aetiology of common cancers in our population or to look for more innovative ways of diagnosing or treat patients with specific cancers.

Much time and effort has been put into accuracy, completeness and data quality, in the process of collecting the data and in preparing this report. We sincerely hope that the data in this report would be used as a reference material.

We wish to record our thanks to all participating hospitals, clinics, institutions, and laboratories for their corporation and regular notifications to the respective state cancer registries. We also wish to extend our appreciation to Health Informatics Centre (HIC), Ministry of Health for their assistance in active searching of cancer data. Lastly, our deep appreciation to National Cancer Institute staff especially Dr Gerard Lim Chin Chye and Cancer Registry Unit for giving us the full support during the preparation of this report.



FOREWORD



In 2002, the National Cancer Registry (NCR) was operating under the Clinical Research Centre (CRC). In 2007, the NCR and the Regional Cancer Registries were merged and managed by the Non-Communicable Disease Sector, Disease Control Division of the Ministry of Health.

This will be the first Report of the National Cancer Registry that is published after the National Cancer Institute took over as the secretariat on 1st January 2015. The National Cancer Registry will be reporting on Cancer Incidence of Malaysia. Much work has already been carried out by the Disease Control Division of the Ministry of Health, together with the State Epidemiology officers and staff of the State Health Departments.

Staff from both central and state agencies have worked hard, in ensuring the validity of the data which has been gathered. Appreciation is mentioned particularly to Dr. Azizah Abd Manan, Dr. Nor Saleha, Dr. Noor Hashimah, and Dr. Asmah Zainal Abidin and other state epidemiology officers and staff, staff of Cancer Registry Unit of National Cancer Institute (NCI), Health Informatic Centre (PIK) and all who have been contributing in one way or another towards the production of this report. Special mention is made to Dr. Noor Hashimah for allowing the use of her template in the analysis of the data.

Much time and effort has been put into the process of collecting data and ensuring its accuracy, completeness and quality by the National Cancer Registry. It is hoped that this report can provide an insight on cancer incidence in Malaysia which can be used by the health authorities, service providers and researchers. Cancer Registries are crucial in any Cancer Control Programme as the data in the Cancer Registries are needed in developing strategies in primary, secondary and tertiary prevention, as well as health care planning and planning for patient care and research.

The following actions can be taken to improve the future reports: establishing closer rapport with all the Source Data Providers (SDP's), providing feedback regularly to respective SDP's including their performance, regular road shows and strengthening human resource. To strengthen and sustain population based cancer registries according to international standards requires meticulous planning, cooperation of medical institutions, dedicated and committed personnel, and adequate resources.

We look forward to further developments of the National Cancer Registry.

Thank you.

DR. GERARD LIM CHIN CHYE

Head of Department, Department of Radiotherapy and Oncology
National Cancer Institute, Putrajaya



FOREWORD



This 5-year Malaysian National Cancer Registry (MNCR) report, which covers the years 2007 to 2011, is another milestone in the development of healthcare services in this country, whereby it will enable us to appreciate the overall cancer incidence and burden in Malaysia.

The report from this registry will facilitate the planning and institutionalisation of appropriate measures and the distribution of cancer care. The overall benefits derived from this result will be reflected in our ability to provide effective healthcare services which is in line with the 11th Malaysia Plan (RMK-11). Cancer trends represent a subtle interplay between incidence, mortality and survival. These patterns are altering due to many interacting causes such as early detection, screening programmes, changing exposure to

risk factors and advances in cancer care.

The Government will intensify its efforts to increase quality of health care by targeting the areas that have lack of access to health services by uplifting the capacity of healthcare facilities, and trained health personnel.

Regional Cancer Registries such as Penang, Johor, Kelantan, Pahang, Melaka, Sabah and Sarawak have each published a 5-year report. The Penang Cancer Registry has published its third 5-year report since it was established in 1994; its report has also been included in the Cancer Incidence in Five Continents Volume IX, 2007 and Volume X, 2014.

We thank all the physicians, epidemiologists, pathologists, statisticians and data managers in hospitals, State Cancer Registries and Ministry of Health who have effortlessly collaborated and cooperated in supporting the Malaysia Cancer Registry. Our special thanks for this publication go to all our data managers who have worked so meticulously to compile the present information. We are also grateful to all of our close collaborators and look forward to continue this effort.

I would also like to acknowledge and place on record the excellent teamwork by members of the Cancer Unit of Disease Control Division, Health Informatics Centre (Pusat Informatik Kesihatan), the State Epidemiology Officers (NCDC) and staff, and Cancer Registry Unit of National Cancer Institute who have been involved in producing, gathering and processing the data for the Malaysia Cancer Registry. The close rapport between the source data providers, experts and staff of the NCR is one of the main reasons for the success of the NCR. We look forward to continuation of these efforts in providing reliable national data on cancer.

Thank you.


DATUK DR. NOOR HISHAM ABDULLAH
Director General of Health, MALAYSIA



MESSAGE



Cancer constitutes an enormous burden on societies globally. The occurrence of cancer is increasing because of growth and aging of the population, as well as an increasing prevalence of established risk factors such as smoking, overweight, physical inactivity and changing reproductive patterns associated with urbanization and economic development. According to WHO, cancer is among the leading causes of morbidity and mortality worldwide with approximately 14 million new cases and 8.2 million cancer related deaths in 2012. More than 60% of the world's total new annual cases occur in Africa, Asia and Central and South America. These regions account of 70% of the world's cancer deaths. It is expected that annual cancer cases will escalate from 14 million in 2012 to 22 million within the next 2 decades.

In 2013, World Health Organization (WHO) had launched the global action plan for the prevention and control of non-communicable disease 2013-2020 that aims to reduce premature mortality from cancer and other NCDs by 25%. The World Health Organization Members State agreed that among the indicators of progress in the fight against NCDs is the need to record "cancer incidence, by type of cancer, per 100,000 populations", thus placing an onus on countries to establish population- based cancer registries and to report on the progress.

The National Cancer Registry provides important epidemiological data of cancers, cancer burdens, trending and high risk group identification. The National Cancer Registry is one of the key priorities in the National Cancer Control Blueprint 2008-2015. Previously the National Cancer Registry was run by the Disease Control Division at the Ministry of Health until 2014. Since January 2015, the NCR is now within the jurisdiction of the National Cancer Institute, Putrajaya. Data for the year 2015 and onwards will be handled and managed by the NCI, Cancer Registry Unit.

Cancer registration should never be a goal in itself. The global objective is to improve the quality of life for cancer survivors and outcome of cancer treatments. Registration takes into account prognostic variables and allows individual feedback to all cancer centres on process and outcome indicators. Joint venture researches and the use of cancer registry data by researchers show that the effort invested by all authorities involved in public health has been successful. Let us continue this path to be at par with international examples on population- based cancer researches.

Thank you.

DATUK SERI DR. S. SUBRAMANIAM
Minister of Health, MALAYSIA



ACKNOWLEDGEMENT

We would like to express gratitude to all individuals and organisations that have directly or indirectly contributed to the Malaysian National Cancer Registry Report, 2007-2011.

We would like to thank especially the following:

1. The Honourable Minister of Health Malaysia, Y.B. Datuk Seri Dr. S. Subramaniam.
2. Director General of Health Malaysia, YBhg. Datuk Dr. Noor Hisham Bin Abdullah.
3. Deputy Director General of Health Malaysia (Public Health), YBhg. Datuk Dr. Lokman Hakim b. Sulaiman.
4. Deputy Director General of Health Malaysia (Medical), YBhg. Datuk Dr. Jeyaindran Tan Sri Sinnadurai.
5. Deputy Director General of Health Malaysia (Research & Technical Support), YBhg. Datuk Dr. Shahnaz Bt. Murad.
6. Head of Department, Department of Radiotherapy and Oncology, National Cancer Institute, Putrajaya, Dr. Gerard Lim Chin Chye.
7. Deputy Director Health Informatics Centre, Planning Division, Ministry of Health, Malaysia, Dr. Md. Khadzir b Sheikh Haji Ahmad
8. State Health Directors.
9. Deputy State Directors.
10. Oncologists, pathologists, other disciplines specialists, palliative care professionals, and all other members of the medical profession from various government, universities, non-government and private centres.
11. Director of National Registration Department.
12. Medical record departments of all hospitals.
13. All hospitals, institutions, public and private clinics.

We also would like to express our gratitude to all states Epidemiology Officers (NCDCC), Medical Officers, Statisticians, Paramedics, Assistant Record Officers and Clerical Staff at all State Cancer Registries, for continuously collecting and contributing data to the National Cancer Registry.

Epidemiologist and Medical Officer of State Cancer Registries:

1. **Dr. Zulhizzam Hj. Abdullah**
Public Health Physician & State Epidemiologist (NCDC), Perlis State Health Department

Dr. Husna Hakimah Tajau Rahim
Medical Officer (NCDC), Perlis State Health Department
2. **Dr. Shahrul Bariyah Ahmad**
Public Health Physician & State Epidemiologist (NCDC), Kedah State Health Department

Dr. Muhamad Fadhil Mohamad Marzuki
Medical Officer (NCDC), Kedah State Health Department
3. **Dr. Azizah Ab Manan**
Public Health Physician & State Epidemiologist (NCDC), Penang State Health Department

Dr. Muhammad Ihsan Suhaidi
Medical Officer (NCDC), Penang State Health Department



4. **Dr. Asmah Zainal Abidin**
Public Health Physician & State Epidemiologist (NCDC), Perak State Health Department
5. **Dr. Norli Abd Jabbar**
Public Health Physician & State Epidemiologist (NCDC), Selangor State Health Department

Dr. OZRinalifah Omar
Medical Officer (NCDC), Selangor State Health Department
6. **Dr. Misliza Ahmad**
Public Health Physician & State Epidemiologist (NCDC), WP. Kuala Lumpur (WPKL) & Putrajaya State Health Department
7. **Dr. Khalijah Mohd Yusof**
Public Health Physician & State Epidemiologist (NCDC), Negeri Sembilan State Health Department

Dr. Murni Hayati Baharom
Medical Officer (NCDC), Negeri Sembilan State Health Department
8. **Dr. Suhaila Osman**
Public Health Physician & State Epidemiologist (NCDC), Melaka State Health Department
9. **Dr. Yusmah Muhamad**
Public Health Physician & State Epidemiologist (NCDC), Johor State Health Department

Dr. Rahayu Othman
Medical Officer (NCDC), Johor State Health Department
10. **Dr. Fatimah A. Majid**
Public Health Physician & State Epidemiologist (NCDC), Pahang State Health Department

Dr. Ruzawati Zahri
Medical Officer (NCDC), Pahang State Health Department
11. **Dr. Fatimah Muda**
Public Health Physician & State Epidemiologist (NCDC), Terengganu State Health Department
12. **Dr. Noor Hashimah Abdullah**
Public Health Physician & State Epidemiologist (NCDC), Kelantan State Health Department
13. **Dr. Hashimah Basri**
Public Health Physician & State Epidemiologist (NCDC), Sarawak State Health Department
14. **Dr. Nirmal Kaur A/P Sadhu Singh**
Public Health Physician & State Epidemiologist (NCDC), Sabah State Health Department

Dr. Nafisah Ahmad
Medical Officer (NCDC), Sabah State Health Department
15. **Dr. Wan Mohd Harith Wan Mustapa**
Medical Officer (NCDC), W.P. Labuan State Health Department



Special gratitude to all stakeholders for their support and valuable comments on the report:

1. **Dato' Dr. Abd Jamil Abdullah**
National Advisor for Surgery, Sultanah Nur Zahirah Hospital
2. **Dr. Arni Talib**
National Advisor for Pathology, Kuala Lumpur Hospital
3. **Dr. Azura Daniel**
Head of Department, Department of Radiotherapy & Oncology, Kuala Lumpur Hospital
4. **Dato' Dr. Chang Kian Meng**
National Advisor for Hematology, Ampang Hospital
5. **Prof. Dr. Cheong Soon Keng**
Dean of Medical & Health Science Faculty, Tunku Abdul Rahman University
6. **Dato' Dr. Fitzgerald Henry**
National Advisor for Colorectal Surgery, Selayang Hospital
7. **Assc. Prof. Dato' Dr. Fuad Ismail**
Head of Department, Department of Radiotherapy & Oncology, Universiti Kebangsaan Malaysia Medical Centre
8. **Dato' Dr. Ghazali Ismail**
National Advisor for Gynaecology Oncology, Sultan Ismail Hospital
9. **Dr. Goh Pik Pin**
Director of National Clinical Research Centre
10. **Dr. Hishamshah Mohd Ibrahim**
National Advisor for Paediatric Oncology, Kuala Lumpur Hospital
11. **Dr. Jamaiah Haniff**
Head of Unit, Malaysia Health Care Performance
12. **Dr. Jamalul Azizi Abdul Rahaman**
National Advisor for Respiratory Medicine, Serdang Hospital
13. **Dr. Krishnan Raman**
National Advisor for Hepatobiliary Surgery, Selayang Hospital
14. **Dr. Lim Teck Onn**
Senior Consultant, ClinResearch Sdn. Bhd.
15. **Dr. Matin Mellor Abdullah**
President of Malaysian Oncology Society, Subang Jaya Medical Centre
16. **Dr. Mohd Roslan Haron**
National Advisor for Radiotherapy & Oncology, Sultan Ismail Hospital



17. **Dato' Dr. Muhammad Radzi Abu Hassan**
National Advisor for Gastroenterology, Sultanah Bahiyah Hospital
18. **Dato' Sri Dr. N. Premchandran**
National Advisor for Orthopaedic Surgery, Tengku Ampuan Hafzan Hospital
19. **Dr. Nor Aina Emran**
National Advisor for Breast and Endocrine Surgery, Kuala Lumpur Hospital
20. **Prof. Dr. Nur Aishah Mohd Taib**
Breast Surgeon, Department of Surgery, University Malaya Medical Centre
21. **Dr. Richard Lim Boon Leong**
National Advisor for Palliative Medicine, Selayang Hospital
22. **Dato' Dr. Rohan Malek Dato' Dr. Johan Thambu**
National Advisor for Urology, Selayang Hospital
23. **Dr. Saunthari Somasundram**
President of National Cancer Society of Malaysia
24. **Datin Dr. Siti Sabzah Mohd Hashim**
National Advisor for Otolaryngology, Sultanah Bahiyah Hospital
25. **Prof. Dr. Teo Soo Hwang**
Cancer Research Initiatives Foundation (CARIF), Subang Jaya Medical Centre

Gratitude also to the international reviewers:

1. **Mr. Les Mery** (International Agency for Research on Cancer, Lyon, France)
Global Programme Manager, Global Initiative for Cancer Registry Development.
2. **Dr. Suleeporn Sangrajrang** (NCI Bangkok, Thailand)
Medical Scientist, Expert Level Deputy Director, Health System Development, National Cancer Institute, Thailand.

To all others who had contributed directly and indirectly towards this report.



SECRETARIAT

The National Cancer Registry (NCR) previously was under the Non-Communicable Disease Sector, Disease Control Division, at the Ministry of Health. Since January 2015, its secretariat had been transferred to the National Cancer Institute in Putrajaya.

Secretariat of the National Cancer Registry (2007 - 2014)

1. **Dr. Chong Chee Kheong**
Director of Non-Communicable Disease Sector, Disease Control Division, Ministry of Health
2. **Dr. Zainal Ariffin Omar**
Deputy Director of Non-Communicable Disease Sector, Disease Control Division, Ministry of Health
3. **Dr. Nor Saleha Ibrahim Tamin**
Head of Cancer Unit, Non-Communicable Disease Sector, Disease Control Division, Ministry of Health
4. **Dr. Renuga K. Raman (2013-2014)**
Senior Assistant Director
5. **Puan Raja Rohanira Raja Taib**
Administrative Assistant
6. **Puan Dayang Pujiah Awang Shamsudin**
Administrative Assistant

Secretariat of the National Cancer Registry (Starting from 1st January 2015 until present)

1. **Dr. Asmayani Khalib**
Director of National Cancer Institute
2. **Dr. Gerard Lim Chin Chye**
Head of Radiotherapy and Oncology Department, National Cancer Institute
3. **Dr. Renuga K. Raman**
Medical Officer & Coordinator of Cancer Registry Unit, National Cancer Institute
4. **Dr. Nabihah Ali**
Medical Officer of Cancer Registry Unit, National Cancer Institute
5. **Dr. Puteri Nureylia Amir**
Medical Officer of Cancer Registry Unit, National Cancer Institute
6. **Salina Asha'ari**
Staff Nurse of Cancer Registry Unit, National Cancer Institute



LIST OF TABLES

	Page
Table 1 Malaysian population, 2011	4
Table 2 Malaysian citizens by sex, 2011	4
Table 3 Malaysian citizens by ethnic groups, 2011	4
Table 4 Malaysian population by state and area of land coverage, 2011	4
Table 5 Gross domestic product (GDP) per capita, Malaysia, 2007-2011	5
Table 6 Health facilities and number of Doctors in Malaysia, 2007-2011	6
Table 7 Number of new cancer cases, Crude Rate (CR), Age-standardised rate (ASR), Cumulative Risk (CumR) and Lifetime Risk by sex, Malaysia, 2007-2011	13
Table 8 Incidence summary by major ethnic groups and sex, Malaysia, 2007-2011	13
Table 9 Incidence summary by state and sex, Malaysia, 2007-2011	13
Table 10 ASR by sex comparing Malaysia, Penang, Sarawak Cancer Registry 2007-2011 and Globocan 2012	14
Table 11 Ten most common cancers, all residents, Malaysia, 2007-2011	16
Table 12 Ten most common cancers in Malaysia by sex, all residents, 2007-2011	17
Table 13 Age-standardised rates for ten most common cancer in males by ethnicity, Malaysia, 2007-2011	23
Table 14 Age-standardised rates for ten most common cancer in females by ethnicity, Malaysia, 2007-2011	23
Table 15 Ten most common cancers in Malaysia, Malay residents by sex, 2007-2011	24
Table 16 Ten most common cancers in Malaysia, Chinese residents by sex, 2007-2011	25
Table 17 Ten most common cancers in Malaysia, Indian residents by sex, 2007-2011	26
Table 18 Ten most common cancers in Malaysia, other ethnic groups by sex, 2007-2011	27
Table 19 Staging for all cancer types, Malaysia, 2007-2011	28
Table 20 Quality Indicator	30
Table 21 Summary of all cancer sites 2007-2011 by sex, year and ethnic	31
Table 22 Summary of all cancer sites 2007-2011 by states	31
Table 23 Female Breast: Number, Crude Rate (CR), Cumulative Rate (CR74), Age-Standardised Rate (ASR) and Cumulative Risk (CumR), Malaysia, 2007-2011	33
Table 24 Female Breast: Incidence summary by ethnicity, Malaysia, 2007-2011	33
Table 25 Female Breast: Incidence summary by year, Malaysia, 2007-2011	33
Table 26 Colorectal: Number, Percentage, Crude Rate (CR), Cumulative Rate (CR74), Age-Standardised Rate (ASR) and Cumulative Risk (CumR) by sex, Malaysia, 2007-2011	36
Table 27 Colorectal: Incidence summary by ethnicity and sex, Malaysia, 2007-2011	36
Table 28 Colorectal: Incidence summary by year and sex, Malaysia, 2007-2011	36
Table 29 Trachea, Bronchus, Lung: Number, Percentage, Crude Rate (CR), Cumulative Rate (CR74), Age-Standardised Rate (ASR) and Cumulative Risk (CumR) by sex, Malaysia, 2007-2011	39
Table 30 Trachea, Bronchus, Lung: Incidence summary by ethnicity and sex, Malaysia, 2007-2011	39
Table 31 Trachea, Bronchus, Lung: Incidence summary by year and sex, Malaysia, 2007-2011	39
Table 32 Lymphoma: Number, Percentage, Crude Rate (CR), Cumulative Rate (CR74), Age-Standardised Rate (ASR) and Cumulative Risk (CumR) by sex, Malaysia, 2007-2011	42
Table 33 Lymphoma: Incidence summary by ethnicity and sex, Malaysia, 2007-2011	42
Table 34 Lymphoma: Incidence summary by year and sex, Malaysia, 2007-2011	42
Table 35 Nasopharynx: Number, Percentage, Crude Rate (CR), Cumulative Rate (CR74), Age-Standardised Rate (ASR) and Cumulative Risk (CumR) by sex, Malaysia, 2007-2011	44
Table 36 Nasopharynx: Incidence summary by ethnicity and sex, Malaysia, 2007-2011	44
Table 37 Nasopharynx: Incidence summary by year and sex, Malaysia, 2007-2011	44
Table 38 Leukaemia: Number, Percentage, Crude Rate (CR), Cumulative Rate (CR74), Age-Standardised Rate (ASR) and Cumulative Risk (CumR) by sex, Malaysia, 2007-2011	47
Table 39 Leukaemia: Incidence summary by ethnicity and sex, Malaysia, 2007-2011	47
Table 40 Leukaemia: Incidence summary by year and sex, Malaysia, 2007-2011	47



	Page
Table 41 Cervix Uteri: Number, Crude Rate (CR), Cumulative Rate (CR74), Age-Standardised Rate (ASR) and Cumulative Risk (CumR), Malaysia, 2007-2011	50
Table 42 Cervix Uteri: Incidence summary by ethnicity, Malaysia, 2007-2011	50
Table 43 Cervix Uteri: Incidence summary by year, Malaysia, 2007-2011	50
Table 44 Liver: Number, Percentage, Crude Rate (CR), Cumulative Rate (CR74), Age-Standardised Rate (ASR) and Cumulative Risk (CumR) by sex, Malaysia, 2007-2011	53
Table 45 Liver: Incidence summary by ethnicity and sex, Malaysia, 2007-2011	53
Table 46 Liver: Incidence summary by year and sex, Malaysia, 2007-2011	53
Table 47 Ovary: Number, Crude Rate (CR), Cumulative Rate (CR74), Age-Standardised Rate (ASR) and Cumulative Risk (CumR), Malaysia, 2007-2011	56
Table 48 Ovary: Incidence summary by ethnicity, Malaysia, 2007-2011	56
Table 49 Ovary: Incidence summary by year, Malaysia, 2007-2011	56
Table 50 Stomach: Number, Percentage, Crude Rate (CR), Cumulative Rate (CR74), Age-Standardised Rate (ASR) and Cumulative Risk (CumR) by sex, Malaysia, 2007-2011	59
Table 51 Stomach: Incidence summary by ethnicity and sex, Malaysia, 2007-2011	59
Table 52 Stomach: Incidence summary by year and sex, Malaysia, 2007-2011	59
Table 53 Prostate: Number, Crude Rate (CR), Cumulative Rate (CR74), Age-Standardised Rate (ASR) and Cumulative Risk (CumR), Malaysia, 2007-2011	62
Table 54 Prostate: Incidence summary by ethnicity, Malaysia, 2007-2011	62
Table 55 Prostate: Incidence summary by year, Malaysia, 2007-2011	62
Table 56 Other skin: Number, Percentage, Crude Rate (CR), Cumulative Rate (CR74), Age-Standardised Rate (ASR) and Cumulative Risk (CumR) by sex, Malaysia, 2007-2011	65
Table 57 Other skin: Incidence summary by ethnicity and sex, Malaysia, 2007-2011	65
Table 58 Other skin: Incidence summary by year and sex, Malaysia, 2007-2011	65
Table 59 Thyroid: Number, Percentage, Crude Rate (CR), Cumulative Rate (CR74), Age-Standardised Rate (ASR) and Cumulative Risk (CumR) by sex, Malaysia, 2007-2011	67
Table 60 Thyroid: Incidence summary by ethnicity and sex, Malaysia, 2007-2011	67
Table 61 Thyroid: Incidence summary by year and sex, Malaysia, 2007-2011	67
Table 62 Brain, Nervous system: Number, Percentage, Crude Rate (CR), Cumulative Rate (CR74), Age-Standardised Rate (ASR) and Cumulative Risk (CumR) by sex, Malaysia, 2007-2011	69
Table 63 Brain, Nervous system: Incidence summary by ethnicity and sex, Malaysia, 2007-2011	69
Table 64 Brain, Nervous system: Incidence summary by year and sex, Malaysia, 2007-2011	69
Table 65 Corpus Uteri: Number, Crude Rate (CR), Cumulative Rate (CR74), Age-Standardised Rate (ASR) and Cumulative Risk (CumR), Malaysia, 2007-2011	71
Table 66 Corpus Uteri: Incidence summary by ethnicity, Malaysia, 2007-2011	71
Table 67 Corpus Uteri: Incidence summary by year, Malaysia, 2007-2011	71



LIST OF FIGURES

	Page
Figure 1 Map of Malaysia	3
Figure 2 Population pyramid, Malaysia, all residents, 2011	3
Figure 3 Perinatal, Neonatal, Infant and Maternal mortality rates in MOH Hospitals, Malaysia, 2007-2011	5
Figure 4 Number of medically certified and non-medically certified cancer death, Malaysia, 2007-2011	7
Figure 5 Certified and uncertified cancer death, Malaysia, 2007-2011	7
Figure 6 Outline of registration procedures	10
Figure 7 Age-standardised rate (ASR) by state and sex, Malaysia, 2007-2011	14
Figure 8 Annual Age-standardised rate (ASR) by sex, Malaysia, 2007-2011	15
Figure 9 Percentage of ten most common cancers, all residents, Malaysia, 2007-2011	16
Figure 10 Age-standardised rate (ASR) for ten common cancer by sex, Malaysia, 2007-2011	18
Figure 11 Age-specific incidence rate by sex, all sites, Malaysia, 2007-2011	18
Figure 12 Age-specific incidence rate for ten common sites, males, Malaysia 2007-2011	19
Figure 13 Age-specific incidence rate for ten common sites, females, Malaysia, 2007-2011	20
Figure 14 Common cancers among 0-14 years age group by sex, Malaysia, 2007-2011	21
Figure 15 Common cancers among 15-24 years age group by sex, Malaysia, 2007-2011	21
Figure 16 Common cancers among 25-59 years age group by sex, Malaysia, 2007-2011	21
Figure 17 Common cancers among 60-74 years age group by sex, Malaysia, 2007-2011	22
Figure 18 Common cancers in 75 years and above age group by sex, Malaysia, 2007-2011	22
Figure 19 Age-standardised rate (ASR) for ten common cancers in Malays by sex, Malaysia, 2007-2011	24
Figure 20 Age-standardised rate (ASR) for ten common cancers in Chinese by sex, Malaysia, 2007-2011	25
Figure 21 Age-standardised rate (ASR) for ten common cancers in Indians by sex, Malaysia, 2007-2011	26
Figure 22 Age-standardised rate (ASR) for ten common cancers in other ethnic groups by sex, Malaysia, 2007-2011	27
Figure 23 All sites: International comparisons- Age standardised rates	32
Figure 24 Female Breast: Age-specific incidence rate, Malaysia, 2007-2011	34
Figure 25 Female Breast: Stage	34
Figure 26 Female Breast: Age-standardised rate (ASR) by state, Malaysia, 2007-2011	34
Figure 27 Female Breast: International comparisons- Age standardised rates	35
Figure 28 Colorectal: Age-specific incidence rate by sex, Malaysia, 2007-2011	37
Figure 29 Colorectal: Stage by sex	37
Figure 30 Colorectal: Age -standardised rate (ASR) by state and sex, Malaysia, 2007-2011	37
Figure 31 Colorectal: International comparisons- Age standardised rates	38
Figure 32 Trachea, Bronchus, Lung: Age -specific incidence rate by sex, Malaysia, 2007-2011	40
Figure 33 Trachea, Bronchus, Lung: Stage by sex	40
Figure 34 Trachea, Bronchus, Lung: Age -standardised rate (ASR) by state and sex, Malaysia, 2007-2011	40
Figure 35 Trachea, Bronchus, Lung: International comparisons- Age standardised rates	41
Figure 36 Lymphoma: Age-specific incidence rate by sex, Malaysia, 2007-2011	43
Figure 37 Lymphoma: Stage by sex	43
Figure 38 Lymphoma: Age -standardised rate (ASR) by state and sex, Malaysia, 2007-2011	43
Figure 39 Nasopharynx: Age-specific incidence rate by sex, Malaysia, 2007-2011	45
Figure 40 Nasopharynx: Stage by sex	45
Figure 41 Nasopharynx: Age -standardised rate (ASR) by state and sex, Malaysia, 2007-2011	45
Figure 42 Nasopharynx: International comparisons- Age-standardised rates	46
Figure 43 Leukaemia: Age-specific incidence rate by sex, Malaysia, 2007-2011	47
Figure 44 Leukaemia types: Age-specific incidence rate, males, Malaysia, 2007-2011	48
Figure 45 Leukaemia types: Age-specific incidence rate, females, Malaysia, 2007-2011	48
Figure 46 Leukaemia: Age-standardised rate (ASR) by state and sex, Malaysia, 2007-2011	48
Figure 47 Leukaemia: International comparisons- Age-standardised rates	49
Figure 48 Cervix Uteri: Age-specific incidence rate, Malaysia, 2007-2011	51



	Page
Figure 49 Cervix Uteri: Stage	51
Figure 50 Cervix Uteri: Age-standardised rate (ASR) by state, Malaysia 2007-2011	51
Figure 51 Cervix Uteri: International comparisons- Age-standardised rates	52
Figure 52 Liver: Age-specific incidence rate by sex, Malaysia, 2007-2011	54
Figure 53 Liver: Stage by sex	54
Figure 54 Liver: Age-standardised rate (ASR) by state and sex, Malaysia, 2007-2011	54
Figure 55 Liver: International comparisons- Age-standardised rates	55
Figure 56 Ovary: Age-specific incidence rate, Malaysia, 2007-2011	57
Figure 57 Ovary: Stage	57
Figure 58 Ovary: Age-standardised rate (ASR) by state, Malaysia, 2007-2011	57
Figure 59 Ovary: International comparisons- Age-standardised rates	58
Figure 60 Stomach: Age-specific incidence rate by sex, Malaysia, 2007-2011	60
Figure 61 Stomach: Stage by sex	60
Figure 62 Stomach: Age-standardised rate (ASR) by state and sex, Malaysia, 2007-2011	60
Figure 63 Stomach: International comparisons- Age-standardised rates	61
Figure 64 Prostate: Age-specific incidence rate, Malaysia, 2007-2011	63
Figure 65 Prostate: Stage	63
Figure 66 Prostate: Age-standardised rate (ASR) by state, Malaysia, 2007-2011	63
Figure 67 Prostate: International comparisons- Age-standardised rates	64
Figure 68 Other Skin: Age-specific incidence rate by sex, Malaysia, 2007-2011	66
Figure 69 Other Skin: Stage by sex	66
Figure 70 Other Skin Age-standardised rate (ASR) by state and sex, Malaysia, 2007-2011	66
Figure 71 Thyroid: Age-specific incidence rate by sex, Malaysia, 2007-2011	68
Figure 72 Thyroid: Stage by sex	68
Figure 73 Thyroid: Age-standardised rate (ASR) by state and sex, Malaysia, 2007-2011	68
Figure 74 Brain, Nervous system: Age-specific incidence rate by sex, Malaysia, 2007-2011	70
Figure 75 Brain, Nervous system: Stage by sex	70
Figure 76 Brain, Nervous system: Age-standardised rate (ASR) by state and sex, Malaysia, 2007-2011	70
Figure 77 Corpus Uteri: Age-specific incidence rate, Malaysia, 2007-2011	72
Figure 78 Corpus Uteri: Stage	72
Figure 79 Corpus Uteri: Age-standardised rate (ASR) by state, Malaysia, 2007-2011	72



LIST OF APPENDICES

	Page	
Appendix 1	Person-years at risk by sex, ethnic and age group, Malaysian residents, 2007-2011	74
Appendix 2	Person-years at risk by sex, state and age group, Malaysian residents, 2007-2011	75
Appendix 3	Person-years at risk, all Malaysian, 2007-2011	78
Appendix 4	Person-years at risk, Malay residents, Malaysia, 2007-2011	79
Appendix 5	Person-years at risk, Chinese residents, Malaysia, 2007-2011	80
Appendix 6	Person-years at risk, Indian residents, Malaysia, 2007-2011	81
Appendix 7	Person-years at risk, Others residents, Malaysia, 2007-2011	82
Appendix 8	Incidence summary table, all residents, males, Malaysia, 2007-2011	83
Appendix 9	Incidence summary table, all residents, females, Malaysia, 2007-2011	84
Appendix 10	Incidence summary table, Malay males, Malaysia, 2007-2011	85
Appendix 11	Incidence summary table, Malay females, Malaysia, 2007-2011	86
Appendix 12	Incidence summary table, Chinese males, Malaysia, 2007-2011	87
Appendix 13	Incidence summary table, Chinese females, Malaysia, 2007-2011	88
Appendix 14	Incidence summary table, Indian males, Malaysia, 2007-2011	89
Appendix 15	Incidence summary table, Indian females, Malaysia, 2007-2011	90
Appendix 16	Incidence summary table, Others males, Malaysia, 2007-2011	91
Appendix 17	Incidence summary table, Others females, Malaysia, 2007-2011	92
Appendix 18	Incidence summary table of 15 selected cancer sites by state and sex, Malaysia, 2007-2011	93
Appendix 19	Number of new cancer cases by sites and age group, all residents, males, Malaysia, 2007-2011	98
Appendix 20	Number of new cancer cases by sites and age group, all residents, females, Malaysia, 2007-2011	99
Appendix 21	Cancer incidence by sites and age group, all residents, males, Malaysia, 2007-2011	100
Appendix 22	Cancer incidence by sites and age group, all residents, females, Malaysia, 2007-2011	101
Appendix 23	Number of new cancer cases by sites and age group, Malay males, Malaysia, 2007-2011	102
Appendix 24	Number of new cancer cases by sites and age group, Malay females, Malaysia, 2007-2011	103
Appendix 25	Cancer incidence by sites and age group, Malay males, Malaysia, 2007-2011	104
Appendix 26	Cancer incidence by sites and age group, Malay females, Malaysia, 2007-2011	105
Appendix 27	Number of new cancer cases by sites and age group, Chinese males, Malaysia, 2007-2011	106
Appendix 28	Number of new cancer cases by sites and age group, Chinese females, Malaysia, 2007-2011	107
Appendix 29	Cancer incidence by sites and age group, Chinese males, Malaysia, 2007-2011	108
Appendix 30	Cancer incidence by sites and age group, Chinese females, Malaysia, 2007-2011	109
Appendix 31	Number of new cancer cases by sites and age group, Indian males, Malaysia, 2007-2011	110
Appendix 32	Number of new cancer cases by sites and age group, Indian females, Malaysia, 2007-2011	111
Appendix 33	Cancer incidence by sites and age group, Indian males, Malaysia, 2007-2011	112
Appendix 34	Cancer incidence by sites and age group, Indian females, Malaysia, 2007-2011	113
Appendix 35	Number of new cancer cases by sites and age group, Others males, Malaysia, 2007-2011	114
Appendix 36	Number of new cancer cases by sites and age group, Others females, Malaysia, 2007-2011	115
Appendix 37	Cancer incidence by sites and age group, Others males, Malaysia, 2007-2011	116
Appendix 38	Cancer incidence by sites and age group, Other females, Malaysia, 2007-2011	117
Appendix 39	Number of new cancer cases by sites and age group, Selangor, all residents, males, 2007-2011	118
Appendix 40	Number of new cancer cases by sites and age group, Selangor, all residents, females, 2007-2011	119
Appendix 41	Cancer incidence by sites and age group, Selangor, all residents, males, 2007-2011	120
Appendix 42	Cancer incidence by sites and age group, Selangor, all residents, females, 2007-2011	121
Appendix 43	Number of new cancer cases by sites and age group, Johor, all residents, males, 2007-2011	122
Appendix 44	Number of new cancer cases by sites and age group, Johor, all residents, females, 2007-2011	123
Appendix 45	Cancer incidence by sites and age group, Johor, all residents, males, 2007-2011	124
Appendix 46	Cancer incidence by sites and age group, Johor, all residents, females, 2007-2011	125
Appendix 47	Number of new cancer cases by sites and age group, Sabah, all residents, males, 2007-2011	126



		Page
Appendix 48	Number of new cancer cases by sites and age group, Sabah, all residents, females, 2007-2011	127
Appendix 49	Cancer incidence by sites and age group, Sabah, all residents, males, 2007-2011	128
Appendix 50	Cancer incidence by sites and age group, Sabah, all residents, females, 2007-2011	129
Appendix 51	Number of new cancer cases by sites and age group, Sarawak, all residents, males, 2007-2011	130
Appendix 52	Number of new cancer cases by sites and age group, Sarawak, all residents, females, 2007-2011	131
Appendix 53	Cancer incidence by sites and age group, Sarawak, all residents, males, 2007-2011	132
Appendix 54	Cancer incidence by sites and age group, Sarawak, all residents, females, 2007-2011	133
Appendix 55	Number of new cancer cases by sites and age group, Perak, all residents, males, 2007-2011	134
Appendix 56	Number of new cancer cases by sites and age group, Perak, all residents, females, 2007-2011	135
Appendix 57	Cancer incidence by sites and age group, Perak, all residents, males, 2007-2011	136
Appendix 58	Cancer incidence by sites and age group, Perak, all residents, females, 2007-2011	137
Appendix 59	Number of new cancer cases by sites and age group, Kedah, all residents, males, 2007-2011	138
Appendix 60	Number of new cancer cases by sites and age group, Kedah, all residents, females, 2007-2011	139
Appendix 61	Cancer incidence by sites and age group, Kedah, all residents, males, 2007-2011	140
Appendix 62	Cancer incidence by sites and age group, Kedah, all residents, females, 2007-2011	141
Appendix 63	Number of new cancer cases by sites and age group, WPKL & Putrajaya, all residents, males, 2007-2011	142
Appendix 64	Number of new cancer cases by sites and age group, WPKL & Putrajaya, all residents, females, 2007-2011	143
Appendix 65	Cancer incidence by sites and age group, WPKL & Putrajaya, all residents, males, 2007-2011	144
Appendix 66	Cancer incidence by sites and age group, WPKL & Putrajaya, all residents, females, 2007-2011	145
Appendix 67	Number of new cancer cases by sites and age group, Kelantan, all residents, males, 2007-2011	146
Appendix 68	Number of new cancer cases by sites and age group, Kelantan, all residents, females, 2007-2011	147
Appendix 69	Cancer incidence by sites and age group, Kelantan, all residents, males, 2007-2011	148
Appendix 70	Cancer incidence by sites and age group, Kelantan, all residents, females, 2007-2011	149
Appendix 71	Number of new cancer cases by sites and age group, Penang, all residents, males, 2007-2011	150
Appendix 72	Number of new cancer cases by sites and age group, Penang, all residents, females, 2007-2011	151
Appendix 73	Cancer incidence by sites and age group, Penang, all residents, males, 2007-2011	152
Appendix 74	Cancer incidence by sites and age group, Penang, all residents, females, 2007-2011	153
Appendix 75	Number of new cancer cases by sites and age group, Pahang, all residents, males, 2007-2011	154
Appendix 76	Number of new cancer cases by sites and age group, Pahang, all residents, females, 2007-2011	155
Appendix 77	Cancer incidence by sites and age group, Pahang, all residents, males, 2007-2011	156
Appendix 78	Cancer incidence by sites and age group, Pahang, all residents, females, 2007-2011	157
Appendix 79	Number of new cancer cases by sites and age group, Terengganu, all residents, males, 2007-2011	158
Appendix 80	Number of new cancer cases by sites and age group, Terengganu, all residents, females, 2007-2011	159
Appendix 81	Cancer incidence by sites and age group, Terengganu, all residents, males, 2007-2011	160
Appendix 82	Cancer incidence by sites and age group, Terengganu, all residents, females, 2007-2011	161
Appendix 83	Number of new cancer cases by sites and age group, Negeri Sembilan, all residents, males, 2007-2011	162
Appendix 84	Number of new cancer cases by sites and age group, Negeri Sembilan, all residents, females, 2007-2011	163
Appendix 85	Cancer incidence by sites and age group, Negeri Sembilan, all residents, males, 2007-2011	164
Appendix 86	Cancer incidence by sites and age group, Negeri Sembilan, all residents, females, 2007-2011	165
Appendix 87	Number of new cancer cases by sites and age group, Melaka, all residents, males, 2007-2011	166
Appendix 88	Number of new cancer cases by sites and age group, Melaka, all residents, females, 2007-2011	167
Appendix 89	Cancer incidence by sites and age group, Melaka, all residents, males, 2007-2011	168
Appendix 90	Cancer incidence by sites and age group, Melaka, all residents, females, 2007-2011	169
Appendix 91	Number of new cancer cases by sites and age group, Perlis, all residents, males, 2007-2011	170
Appendix 92	Number of new cancer cases by sites and age group, Perlis, all residents, females, 2007-2011	171
Appendix 93	Cancer incidence by sites and age group, Perlis, all residents, males, 2007-2011	172



		Page
Appendix 94	Cancer incidence by sites and age group, Perlis, all residents, females, 2007-2011	173
Appendix 95	Number of new cancer cases by sites and age group, W.P. Labuan, all residents, males, 2007-2011	174
Appendix 96	Number of new cancer cases by sites and age group, W.P. Labuan, all residents, females, 2007-2011	175
Appendix 97	Cancer incidence by sites and age group, W.P. Labuan, all residents, males, 2007-2011	176
Appendix 98	Cancer incidence by sites and age group, W.P. Labuan, all residents, females, 2007-2011	177
Appendix 99	Morphologically verified cases by histology types, all sites, Malaysia, 2007-2011	178
Appendix 100	Cancer Notification Form	201
Appendix 101	Explanatory notes for completing Cancer Notification Form	202



1.0 OVERVIEW

The first five year report of the Malaysian National Cancer Registry attempts to provide information on cancer incidence from 2007 to 2011 on cases which were reported and recorded in thirteen states and two federal territories. This report will serve as a baseline by which future reports will be compared with. It is recommended that in this report, caution is advised in the interpretation of the incidence of cancer rather than focusing on the absolute numbers and rates of the burden of cancer. The profile of cancer should be looked at in terms of distribution by age, ethnicity, sex and geography. The incidence varies between states partially due to the difference of population structure, for example the incidence rates in Penang are among the highest and this could be due to higher proportion of Chinese in Penang compared to other states.

1.1 Cancer Incidence

A total number of 103,507 new cancer cases were diagnosed in Malaysia during the period of 2007 to 2011. Of these 46,794 (45.2%) were reported in males and 56,713 (54.8%) in females. The age standardised incidence rates (ASR) for males and females were 86.9 and 89.0 per 100,000 population in males and females respectively. The ASR in Chinese males were 112.9 per 100,000 population while in females were 126.2 per 100,000 population, Malay males were 70.7 per 100,000 population and females were 81.9 per 100,000 population, Indian males were 70.4 per 100,000 population and females were 110.1 per 100,000 population. The five most common cancers among males were cancers of the colorectal, lung, nasopharynx, lymphoma and prostate. Among females, the five most common were cancers of the breast, colorectal, cervix uteri, ovary and lung.

Further analysis was done based on six regional registries which were established before 2007 (Penang, Kelantan, Pahang, Johor, Sabah, Sarawak). The ASR were higher compared to the incidence based on all state registries which were 100.0 per 100,000 population in males and 109.0 per 100,000 population in females. As the period of coverage of the report begins in 2007, and since registries generally require several years of operation before they attain adequate levels of data quality (defined as completeness of case ascertainment, accuracy and timeliness of reporting), the main concern is underreporting in the nine new registries, for this more time would be required for other registries to mature.

1.2 Staging

The stage of cancer at the time of diagnosis was reported based on information provided by the notifying clinician. The staging system was based on the TNM Classification System for most tumour sites. In total 51.0% of recorded cases had reports on staging, of those cases whose staging was recorded, 17.1% in stage I, 23.6% in stage II, 23.0% in stage III and 35.8% in stage IV.



2.0 INTRODUCTION

Ministry of Health has started its population-based cancer registry in 1993. It was started with regional population-based cancer registries to ensure long term sustainability. Penang was chosen as a pilot location in 1994 to cover northern region. Following this, other regional registries were established in Sarawak, Kelantan, Pahang, Johor and Sabah. Since 2007 all states in Malaysia had set up their own population-based registries which were headed by National Cancer Registry in the Ministry of Health under the Non-Communicable Disease Sector, Disease Control Division. The secretariat for the NCR has been transferred to the National Cancer Institute (NCI) since 1st January 2015.

Cancer is one of the leading causes of death in Malaysia today. This report aims to provide an epidemiological profile of cancer, which is important in the National Cancer Control Programme. Cancer represents a tremendous burden on patients, families and the society they live in. Besides financial cost, cancer has an important psychosocial effect on patients and their families.

Specification of cancer incidence with varying degrees of confidence is fundamental for cancer control. These data do not only establish the burden of disease as it may impinge upon public health and clinical services planning, they also indicate in many instances, causative relationships, the impact of socioeconomic differences and priorities that maybe accorded to particular cancer control options.

This is the first five year national report which covers the period of 2007-2011. This MNCR report follows reports for 2003-2005, 2006, 2007 and 2008. The initial reports only covered cancer incidence among all residents in Peninsular Malaysia. Meanwhile the subsequent reports in 2007 and 2008 covered residents in all states in Malaysia. This 2007-2011 report applied to Malaysian citizens living in Malaysia at the time of diagnosis. The population denominator used was the 2009 intercensal population. The Segi World Standard Population (1960) was applied as a reference in calculating the ASR.

3.0 BACKGROUND

3.1 Geography

Malaysia covers an area of about 330,289 sq. km, consisting of Peninsular Malaysia and East Malaysia (Sabah, Sarawak and Federal Territory of Labuan). It is separated by the South China Sea and has its frontier with Thailand, Singapore, Indonesia and Brunei.

Peninsular Malaysia is located south of Thailand, north of Singapore and east of the Indonesian Island of Sumatera. East Malaysia comprises most of the northern part of Borneo and shares borders with Brunei and Indonesia. Located near the equator, Malaysia's climate is categorised as equatorial, being hot and humid throughout the year.

Malaysia is divided into thirteen states and three Federal Territories. Eleven states and two Federal Territories are found in Peninsular Malaysia meanwhile, two states and one Federal Territory are found in East Malaysia.

The Peninsular Malaysia consists of the following states (from north to south): Perlis, Kedah, Pulau Pinang (Penang), Perak, Selangor, Federal Territory of Kuala Lumpur and Putrajaya (WPKL & Putrajaya), Negeri Sembilan, Melaka, Johor, Pahang, Terengganu and Kelantan. The East Malaysia consists of Sabah, Sarawak and Federal Territory Labuan (W.P. Labuan).

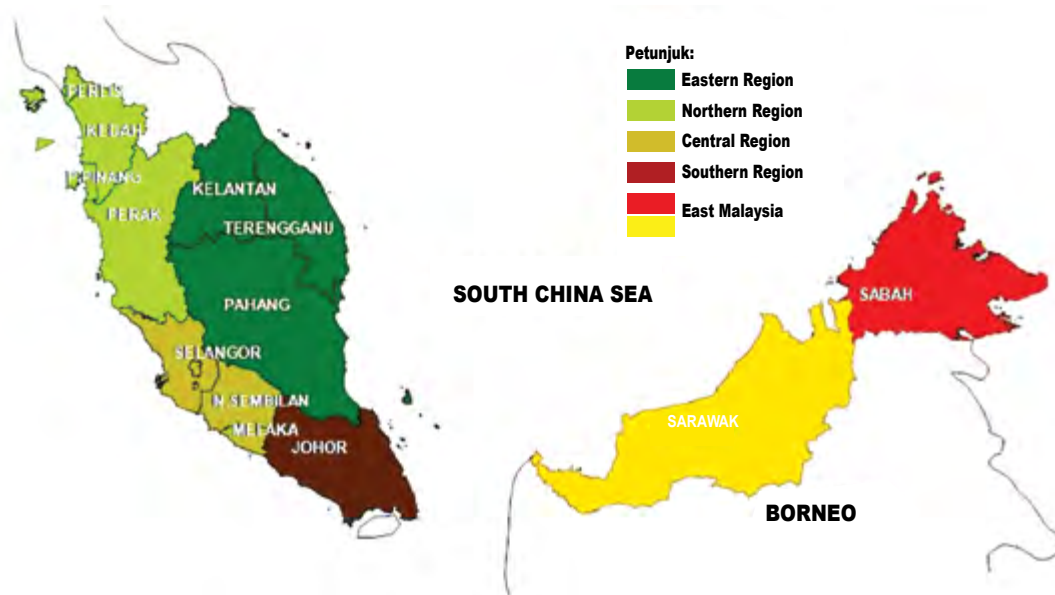


Figure 1: Map of Malaysia

3.2 Population

The estimated Malaysian population in 2011 was 29.1 million including the non-citizens. The population pyramid and its distribution of ethnic, sex and age group is shown in Figure 2, Table 2 and Table 3 respectively. Overall, there were 50.7% males and 49.3% females (Table 2). The ethnic distribution was as follows: Malay 54.7%, Chinese 24.3%, Indian 7.3%, other Bumiputera 12.8% and others 0.9%. In addition, there were almost 2.5 million non-citizens (8.4%) in Malaysia (Table 1). Intercensal Population Estimates are data that will be reviewed every ten years after Population and Housing Census is conducted using the final data on births and deaths. The projection is calculated yearly and used the cohort-component method which contained births, deaths, internal and international migration of the reference year. These estimates provide an overview of the growth and potential changes in population in terms of structure and compositions.

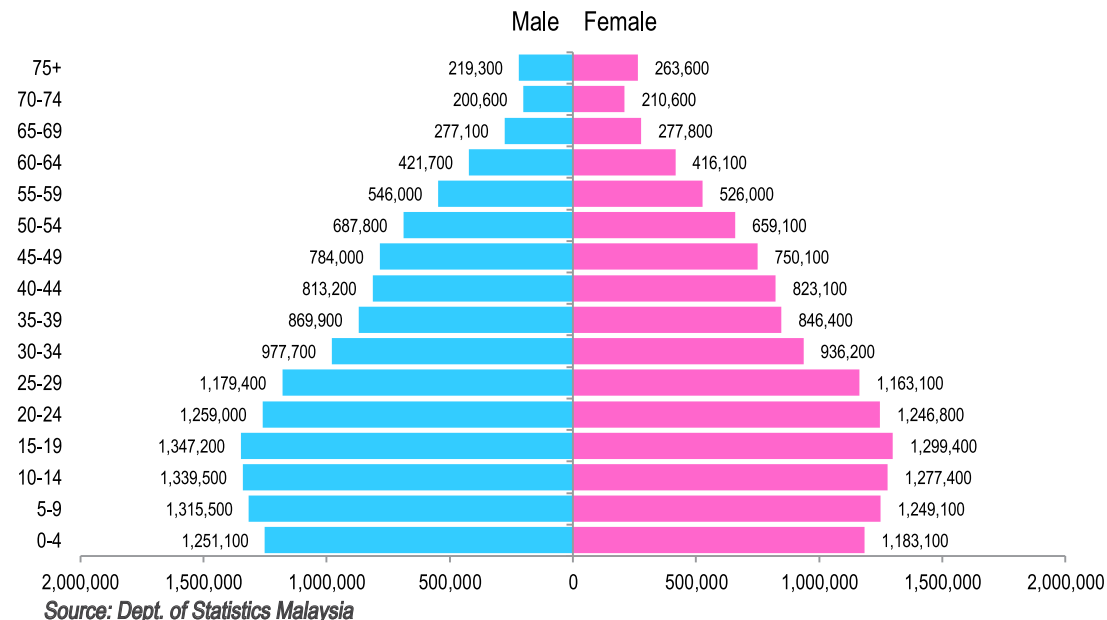


Figure 2: Population pyramid, Malaysia, all residents, 2011



Table 1: Malaysian population, 2011

Citizenship	Numbers	%
Citizen	26,617,100	91.6
Non-citizen	2,445,000	8.4
Total	29,062,100	100.0

Source: Dept. of Statistics Malaysia

Table 2: Malaysian citizens by sex, 2011

Sex	Numbers	%
Male	13,489,100	50.7
Female	13,127,800	49.3
Total	26,616,100	100.0

Source: Dept. of Statistics Malaysia

Table 3: Malaysian citizens by ethnic groups, 2011

Ethnic	Numbers	%
Malay	14,551,300	54.7
Chinese	6,471,100	24.3
Indian	1,939,700	7.3
*Others	3,654,800	13.7
Total	26,616,900	100.0

* Other Bumiputera and Others

Source: Dept. of Statistics Malaysia

Table 4: Malaysian population by state and area of land coverage, 2011

State	Total	Ethnics										Area (Km²)
		Malay		Chinese		Indian		Other Bumiputera		Others		
		Numbers	%	Numbers	%	Numbers	%	Numbers	%	Numbers	%	
Selangor	5,126,200	2,869,200	56.0	1,460,900	28.5	685,900	13.4	73,800	1.4	36,400	0.7	7,930
Johor	3,131,700	1,792,300	57.2	1,049,900	33.5	220,200	7.0	54,900	1.8	14,400	0.5	18,987
Sabah	2,446,700	232,300	9.5	298,300	12.2	10,400	0.4	1,801,500	73.6	104,300	4.3	73,620
Sarawak	2,399,000	578,400	24.1	589,300	24.6	7,200	0.3	1,217,100	50.7	7,000	0.3	124,450
Perak	2,326,800	1,264,500	54.3	701,500	30.1	285,700	12.3	66,300	2.8	8,800	0.4	21,005
Kedah	1,898,700	1,481,200	78.0	256,900	13.5	137,300	7.2	4,700	0.2	18,700	1.0	9,425
Kelantan	1,578,200	1,492,400	94.6	52,800	3.3	4,600	0.3	17,700	1.1	10,600	0.7	15,105
W.P. Kuala Lumpur	1,544,800	692,300	44.8	659,800	42.7	159,200	10.3	18,700	1.2	14,600	0.9	243
Penang	1,493,700	648,700	43.4	674,900	45.2	159,000	10.6	6,400	0.4	4,600	0.3	1,031
Pahang	1,446,300	1,067,800	73.8	232,900	16.1	64,000	4.4	75,300	5.2	6,300	0.4	35,965
Terengganu	1,055,100	1,019,500	96.6	26,900	2.5	2,800	0.3	3,800	0.4	2,100	0.2	12,955
Negeri Sembilan	985,300	584,500	59.3	226,900	23.0	151,000	15.3	19,500	2.0	3,600	0.4	6,657
Melaka	797,600	521,300	65.4	210,700	26.4	47,700	6.0	13,600	1.7	4,200	0.5	1652
Perlis	230,300	202,700	88.0	18,900	8.2	3,100	1.3	1,100	0.5	4,600	2.0	795
W.P. Labuan	81,200	31,100	38.3	10,100	12.4	700	0.9	37,700	46.4	1,600	2.0	92
W.P. Putrajaya	75,500	73,000	96.7	500	0.7	900	1.2	1,000	1.3	0	0.0	49
TOTAL	26,616,900	14,551,300		6,471,100		1,939,700		3,413,100		3,413,100		329,961

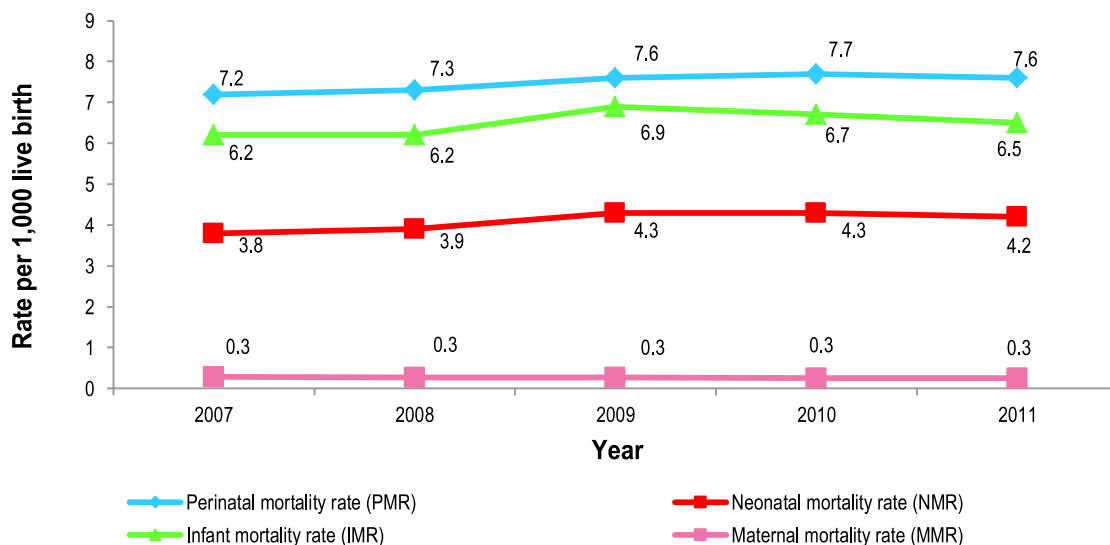
Note: The added total may differ due to rounding

Source: Dept. of Statistics Malaysia



3.3 Health Status, Socioeconomic and Health Facilities.

The health status of Malaysia has also been enhanced by improvement in health infrastructure and health services. Since Independence in 1957, changes in disease pattern in relation to lifestyle related conditions are occurring. Life expectancy in Malaysia at birth for both sexes has increased over the years, rising from 56 years for males and 58 for females in 1957 to 72.2 years for males and 76.8 years for females in 2011. Over the same period, the crude death rate fell from 12.4 per 1,000 population to 4.7. The average crude birth rate from 2007 to 2011 was 17.66 per 1,000 population and the crude of natural increase in average from 2007 to 2011 was 13.04 per 1,000 population (Department of Statistics Malaysia, Time Series Data). A decrease in perinatal, infant and maternal mortality rates from 2007 to 2011 are viewed in Figure 3. The gross domestic product (GDP) per capita 2007-2011 in Malaysia is depicted in Table 5.



* Health Facts source Health Informatics Centre, MOH

Figure 3: Perinatal, Neonatal, Infant and Maternal mortality rates in MOH Hospitals, Malaysia, 2007-2011

Table 5: Gross domestic product (GDP) per capita, Malaysia, 2007-2011

Year	2007	2008	2009	2010	2011
GDP per capita, Malaysia (USD)	7,241	8,487	7,312	9,069	10,427

* World Development Indicators, World Bank



The following table provides an overview of the health delivery system in Malaysia. An overall number of health facilities and doctors treating all types of diseases are seen in Table 6. From 2007 to 2011 the number of doctors to the population ratio had increased from 1:791 to 1:1,145. Gradual increases in a total number of hospitals were from 371 in 2007 to 409 in 2011. Whereas, there was also increase in hospital beds (Government MOH, Government Non-MOH, and Private) from 51,923 in 2007 to 55,789 in 2011. Other public health facilities include 1Malaysia Clinics, Government (MOH) and Private (GP), form a total of 5,822 in 2007 and have increased to 9,547 by the year 2011.

Table 6: Health facilities and number of Doctors in Malaysia, 2007-2011

	2007	2008	2009	2010	2011
No. of Medical Officer					
Government (MOH)	12,273	13,096	17,302	19,429	22,437
Government (non-MOH)	2,025	2,000	2,890	3,000	3,408
Private	9,440	10,006	10,344	10,550	10,762
Total	23,738	25,102	30,536	32,979	36,607
Doctor: Population ratio	1:1,145	1:1,105	1:927	1:859	1:791
Hospitals					
Government (MOH)	136	136	136	137	138
Government (non-MOH)	6	7	8	8	8
Private	229	246	245	254	263
Total	371	389	389	399	409
Hospitals Beds					
Government (MOH)	37,293	37,934	38,057	37,793	38,394
Government (non-MOH)	2,908	3,245	3,523	3,690	3,322
Private	11,722	12,165	12,619	13,576	14,073
Total	51,923	53,344	54,199	55,059	55,789
Health Clinics					
1Malaysia Clinics	NA	NA	NA	53	109
Government (MOH)	2,830	2,824	2,818	2,833	2,849
Private (GP)	2,992	6,371	6,307	6,442	6,589
Total	5,822	9,195	9,125	9,328	9,547

Private Hospitals: Private Hospitals, Private Maternity Home, Private Nursing Home And Hospice

Government (MOH) Health Clinics: Health Clinic, Community Clinic, Maternal and Child Health Clinic

Government (non-MOH) Hospitals: Army Hospitals, University Hospitals

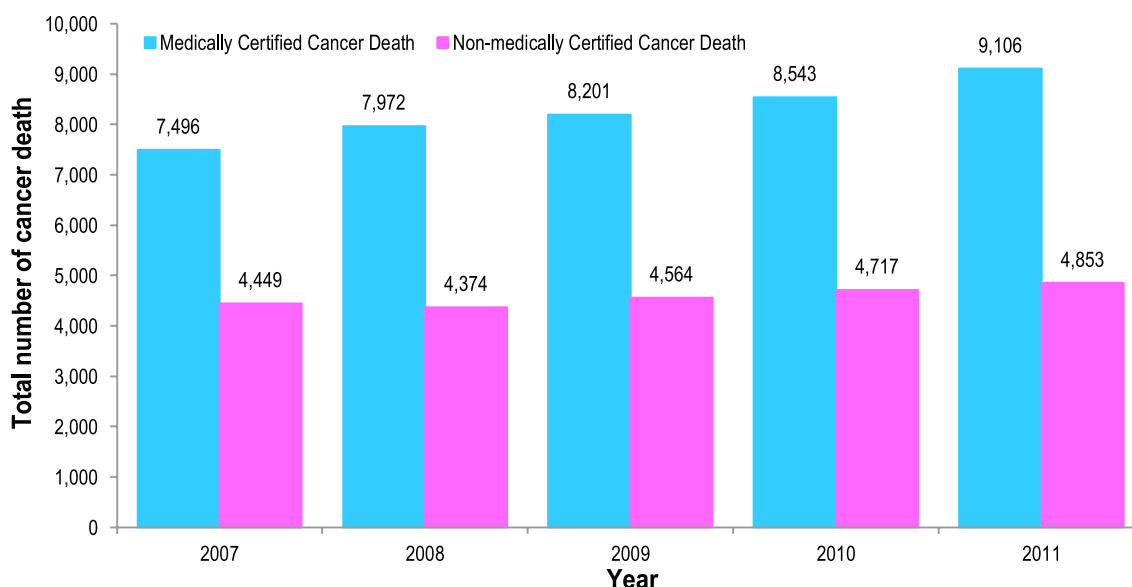
1Malaysia Clinic: initiated in 2010

Source: Health Indicators Ministry of Health Malaysia, Health Facts Ministry of Health Malaysia



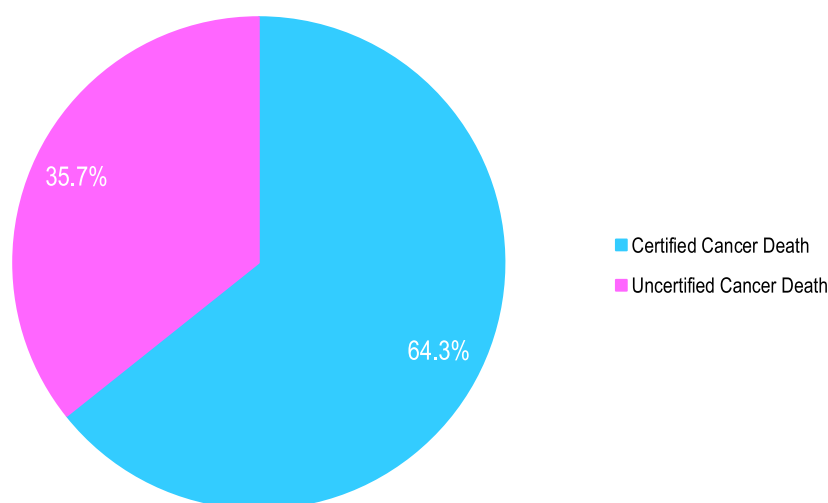
3.4 Cancer Death Certification

A total of 64,275 medically certified and non-medically certified cancer deaths were reported by the National Registration Department of the period 2007 to 2011. Over the years, the numbers of medically certified cancer deaths have gradually increased. However, the number of non-medically certified cancer death remained relatively unchanged (Figure 4). Medically Certified Death was certified by medical practitioners with Malaysian Medical Council, which involves medical officers, district health officers and coroners. Non-medically Certified Death certified by persons such as policemen, medical assistants and other informants. The proportion of medically certified cancer death is 64.3% and non-medically certified cancer death is 35.7% (Figure 5).



Source: Department of Statistic, Malaysia

Figure 4: Number of medically certified and non-medically certified cancer death, Malaysia, 2007-2011



Source: Department of Statistic, Malaysia

Figure 5: Certified and uncertified cancer death, Malaysia, 2007-2011



4.0 METHODS

4.1 Sources of data

The registry sought to obtain basic epidemiological and clinical data on all cases of cancer diagnosed in Malaysia since 1st January 2007, regardless of citizenship, place of stay and basis of diagnosis. The registry received notifications from all data source providers in government and private health facilities (hospitals, clinics, laboratories, Hospice, National Registration Department and Health Informatics, MOH) in Malaysia. The National Cancer Registry team consolidated information from all state registries.

4.2. Data Collection

Case registration is based primarily on voluntary notifications. All identified data providers were asked to provide information concerning cancer on the standardised forms as attached in Appendix 100 and were sent to the respective registries. Patient confidentiality was maintained at all times. Both passive and active case finding methods were used by the registries.

Passive notification – registry relies on other healthcare workers to complete notification forms and forward them to the registry.

Active search – collecting at source, whereby registry staff would visit the sources of data to extract the required information and record it onto forms, or to obtain copies of the relevant information.

To ensure completeness of the data, active case finding and routine checks were done using government and private hospital discharge records, as well as pathology records from the public and private laboratories. These were supplemented by case detection from death records supplied by the National Registration Department. Any cancer case detected from pathology and death records were then checked with previously registered cases. If they were not yet notified, reminders were sent to the person in-charge for more information. Additional missing data for these cases were also sought by registry staff by searching the relevant hospital records.

4.3. Registration Procedure

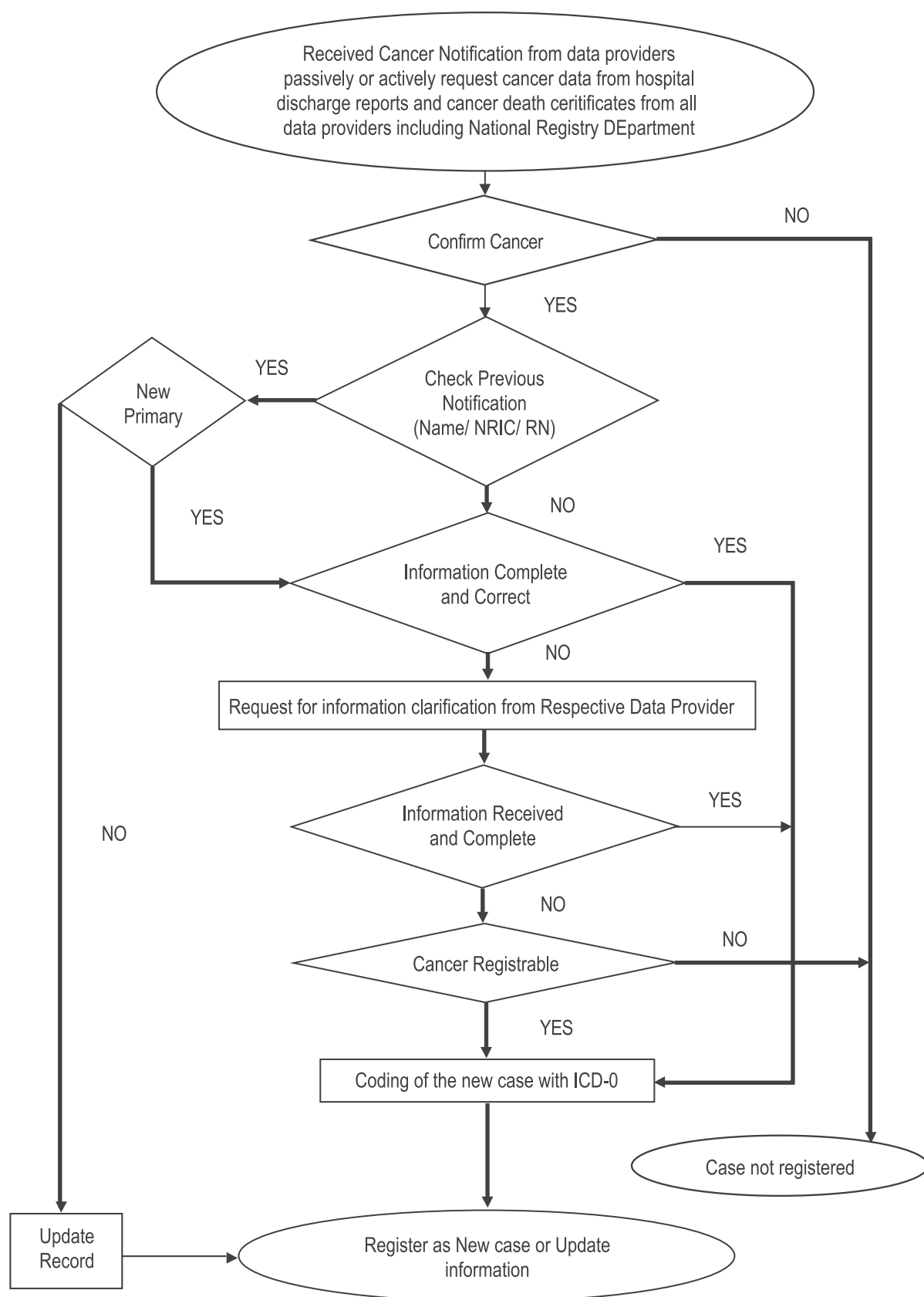
Every item relating to the patient were collated and updated. The registry registered all new cases of cancer diagnosed in Malaysia. Multiple sources of data had assisted in optimising completeness of collection; however, this could create problem of multiple notification of a patient. This issue was addressed by cross checking names, age, date of birth and National Registration Identity Card numbers (NRIC) using CanReg4 software prior to the case registration. Identification card number is a unique number given to each Malaysian citizen and permanent resident. Children below 12 years of age are registered under their mother's identification card number. In this report, the population is divided into 5 ethnic groups which are 'Malay', 'Chinese', 'Indian', 'Other Bumiputera' and 'Others'. 'Other Bumiputera' refers to indigenous peoples, natives of Sarawak and Sabah meanwhile, 'Others' refers to ethnic groups which are not mentioned in other ethnic groups. The CanReg program accommodates comparison of essential variables across cases. 80% conformity is the standard used to trigger a further check of duplication. If the patient has been registered before, a check will be done along with the previous notifications to ascertain if it was a new primary. If the cancer is a new primary, the case is registered with a new registration number and if it is not, the records are updated.

Data from hospital discharges and reports from laboratories and death list from National Registration Department (NRD) were also sent to the registry and the same procedures were followed as described above.



Every effort was made to ensure that all the variables were completed. In the event if there was incomplete information, the notification forms with incomplete information were sent back to the respective data providers for further clarification and returned back to the registry upon completion. If there were no clarification, or incomplete forms returned, registries staff would visit the source providers to obtain the required information and to decide whether the case can be registered or not. For most cases the staging used was TNM Classification System. However, for cases with other staging classifications the registry staff assisted in converting it to TNM Classification System too.

Death certificate list were obtained from the National Registration Department, government and private hospitals in the same procedures as explained earlier. Those with mention of cancer on death certificate were identified, and transcripts of associated reports or certificates were used by the registry. If no information was available, then the case would be registered as **Death Certificate Only (DCO)**. All updated information collected on hardcopies, either passively or actively, were entered into the computer database. Electronic data maintained in the cancer registry databases were subjected to on-going quality control.



NRIC: National Registration Identification Card, RN: Registration Number, ICD-O: International Classification of Disease for Oncology

Figure 6: Outline of registration procedure



4.4 Quality control

In order to achieve a high validity and accuracy of data the Malaysian National Cancer Registry (MNCR) has used the same five common indices as indicated in the Cancer Incidence in Five Continents (CI5), Vol X, which are (a) Internal consistency; (b) Histological verification; (c) Death certificate only (DCO); (d) Other and unspecified cases (ill-defined cases) and (e) Age unknown.

All data supplied for this report were coded to ICD-O-3 and then were converted to ICD-10 for analysis and report writing. To ensure data comparability, all cases notified to the registry must follow the IARC rules.

4.5 Description of statistical methods

4.5.1 Crude incidence rate (CR)

The number of new cancer cases (incidence cases) observed in the population during a defined period, divided by the number of population at risk in the same period. It is usually expressed per 100,000.

$$CR = N / P \times 100,000$$

N – Total number of new cancer cases

P – Person-years at risk

4.5.2 Age-specific rate (AR)

Incidence rate in a specified five-year age group; calculated by dividing the number of cancer cases in the five-year age group by the Malaysian population in the particular age group and multiply by 100,000.

$$AR = N_i / P_i \times 100,000$$

N_i - Number of new cancer occurring in the i^{th} age group

P_i - Person-years at risk in the i^{th} age group

4.5.3 Age-standardised rate (ASR)

Since the incidence of cancer depends heavily on the age structure of the population, there is a need for age adjustment for comparative analysis. The age-standardised incidence rate is a summary measure, indicating the rate that a population would have if it had a standard age structure.

It is calculated by summing the age-specific rates weighting to the world standard population; the calculated incidence rate is then called the World Standardised incidence rate. It is also expressed per 100,000.

$$ASR = \sum (AR_i \times P_{i.std}) / \text{total world standard population}$$

AR_i - Age specific rate in the i^{th} age class

$P_{i.std}$ - The number in the i^{th} age class of world standard population

4.5.4 Standard error (SE)

As with any measurement of a population, incidence rates have a certain amount of chance variation. The index measure of this variability is known as the standard error and is computed as follows:

$$SE = \sqrt{\sum d_i (w_i / y_i)^2}$$

d_i - Number of cases of the cancer of interest in the age class i

w_i - Standard world population for age class i

y_i - Person-years at risk for age class i



4.5.5 95% Confidence Limit of ASR (95% CL)

ASRs are subject to random variation around the true underlying rate. 95% confidence limits are endpoints of a range in which the true rate would be expected to fall 95% of the time. 95%CLs are computed from the standard error (SE) of the ASR using the following formula:

$$95\% \text{ CL} = \text{ASR} \pm (1.96 \times \text{SE})$$

4.5.6 Cumulative rate (CR74)

Cumulative rate is the weighted sum of age-specific incidence rates until completion of 74 years of age. The weighting used in this calculation is based simply on the widths of the age groups, i.e. multiplying the five-year age-sex specific rates per person by 5 and summing over age groups from 0-4 to 70-74. CR74 is necessary in order to ascertain the cumulative risk and is expressed in percentages.

$$\text{CR74} = 5 \times \sum_i (d_i / y_i) \times 100$$

i - 5-year age groups
d_i – Number of cases in age class i
y_i – Person-years at risk of age class i

4.5.7 Cumulative risk (CumR)

Cumulative risk is defined as a probability that an individual would develop cancer during a certain age period, in the absence of any competing cause of death. The age period over which the risk is accumulated in this report is 0-74 years. The precise mathematical relationship between the cumulative rate and the cumulative risk is:

$$\text{CumR} = 100 \times [1 - \exp (- \text{CR74}/100)]$$

exp - exponential

4.5.8 Lifetime risk

Lifetime risk is defined as the likelihood that a person who is free of a certain type of cancer will develop or die from that type of cancer during his or her lifetime. Lifetime risk estimates are usually expressed as the odds of developing cancer ('1 in x') or as a percentage.



5.0 RESULTS

5.1 Overall cancer incidence

A total of 103,507 new cancer cases were diagnosed in Malaysia for the period of 2007- 2011.

The age-standardised rates (ASR) were 86.9 per 100,000 males and 99.3 per 100,000 females. The cumulative risk (CumR) was 9.8 for males and 10.6 for females, representing the risks of males and females in Malaysia developing cancer before the age of 75, in the absence of other causes of death. The lifetime risk for males was 1 in 10 and 1 in 9 for females (Table 7). The incidence was highest among Chinese for both sexes (ASR: 112.9 per 100,000 population in male and 126.2 per 100,000 populations in female).

Table 7: Number of new cancer cases, Crude Rate (CR), Age-standardised rate (ASR), Cumulative Risk (CumR) and Lifetime Risk by sex, Malaysia, 2007-2011

Sex	Number	%	CR	ASR	CR74	CumR	Lifetime Risk
Males	46,794	45.2	71.4	86.9	10.3	9.8	10
Females	56,713	54.8	89.0	99.3	11.2	10.6	9
Both	103,507	100.0					

Table 8: Incidence summary by major ethnic groups and sex, Malaysia, 2007-2011

Ethnicity	Male				Female			
	Number	CR	ASR	CumR	Number	CR	ASR	CumR
Malay	18,757	53.1	70.7	8.0	24,188	69.5	81.9	8.7
Chinese	20,424	124.4	112.9	12.5	22,114	143.2	126.2	13.2
Indian	2,679	56.0	70.4	8.1	4,798	101.2	110.1	12.2
Others*	4,934	55.0	80.5	9.2	5,613	64.4	89.6	9.7

* Other Bumiputera and Others: 'Other Bumiputera' includes indigenous peoples, natives of Sarawak and natives of Sabah while 'Others' other than mentioned before not including missing ethnicity.

A comparison of age-standardised rates in Table 9 ranging from 51 to 151 per 100,000 in males and 42 to 158 per 100,000 in females are due to the difference in population structure and size. The small population in Labuan could also contribute to the limitation of the report and the rates could fluctuate in such instances.

Table 9: Incidence summary by state and sex, Malaysia, 2007-2011

State	Male			Male		
	Number	CR	ASR	Number	CR	ASR
Selangor	6,261	49.3	71.3	8,484	69.2	89.7
Johor	7,202	91.8	109.0	8,110	109.4	118.7
Sabah	3,522	58.9	93.6	4,045	69.8	105.3
Sarawak	4,549	76.4	85.7	5,185	90.3	100.2
Perak	4,465	77.9	74.7	5,504	96.6	88.4
Kedah	2,774	59.6	66.5	3,565	76.7	77.0
WPKL & Putrajaya	2,277	59.5	73.1	3,307	88.3	101.2
Kelantan	2,105	54.8	68.0	2,281	59.6	65.8
Penang	5,245	144.1	150.5	6,085	166.6	157.8
Pahang	2,193	60.9	75.1	2,499	73.6	82.6
Terengganu	1,668	63.7	83.1	1,977	79.1	93.8
Negeri Sembilan	1,917	79.0	89.1	2,528	106.9	108.9
Melaka	1,811	94.2	104.7	2,214	110.2	108.1
Perlis	405	46.2	72.8	495	86.4	84.9
W.P. Labuan	53	26.5	50.9	51	26.8	41.7



The cancer incidence reported in this publication is different from the estimates of WHO publication in Globocan 2012. The incidence rate reported by Globocan was higher compared to MNCR. The WHO Globocan data was an estimate with the purpose of comparing the distribution of cancer cases in the world. This comparison was done among countries using best available data for the respective countries. The estimation of ASR for Malaysia was based on Penang and Sarawak Registries where the ethnic distributions were not similar to the national distribution.

Table 10: ASR by sex comparing Malaysia, Penang, Sarawak Cancer Registry 2007-2011 and Globocan 2012

State	ASR	
	Male	Female
Malaysian National Cancer Registry (total of 15 states)	86.9	99.3
Globocan 2012	144.9	143.4
Penang Cancer Registry	150.5	157.8
Sarawak Cancer Registry	85.7	100.2

**Globocan 2012: Simple mean of the incidence rates recorded in Peninsular Malaysia, Penang (2006), Penang (2004-2008) and Sarawak (1998-2002)*

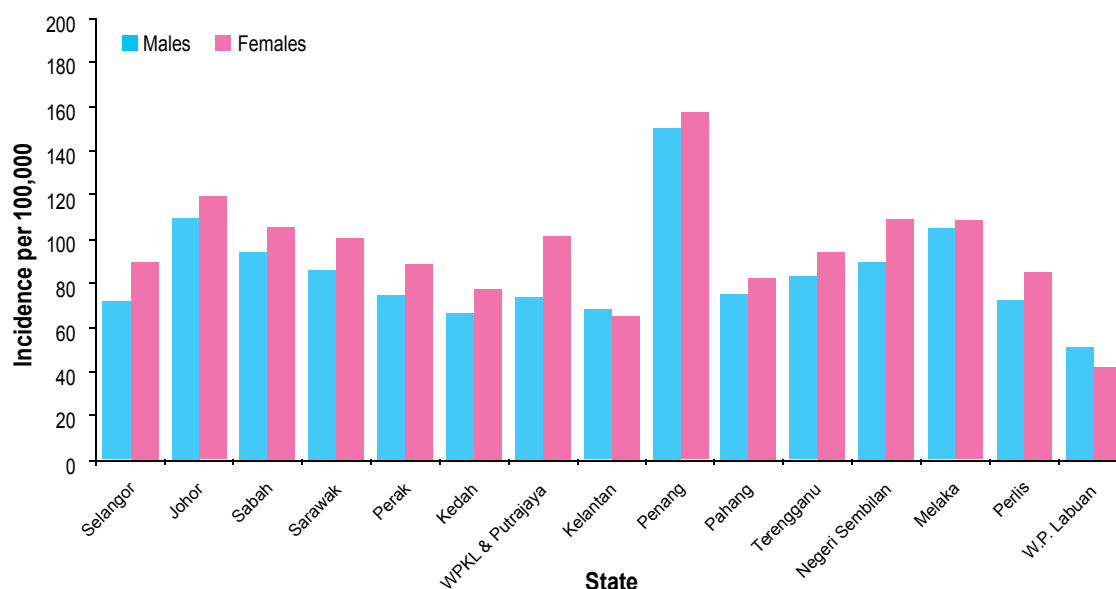


Figure 7: Age-standardised rate (ASR) by state and sex, Malaysia, 2007-2011

5.2 Cancer trends

The annual cancer incidence in Malaysia varied over the 5 years (2007-2011) in males between 80.9 and 90.2, and in females between 93.8 and 102.6.

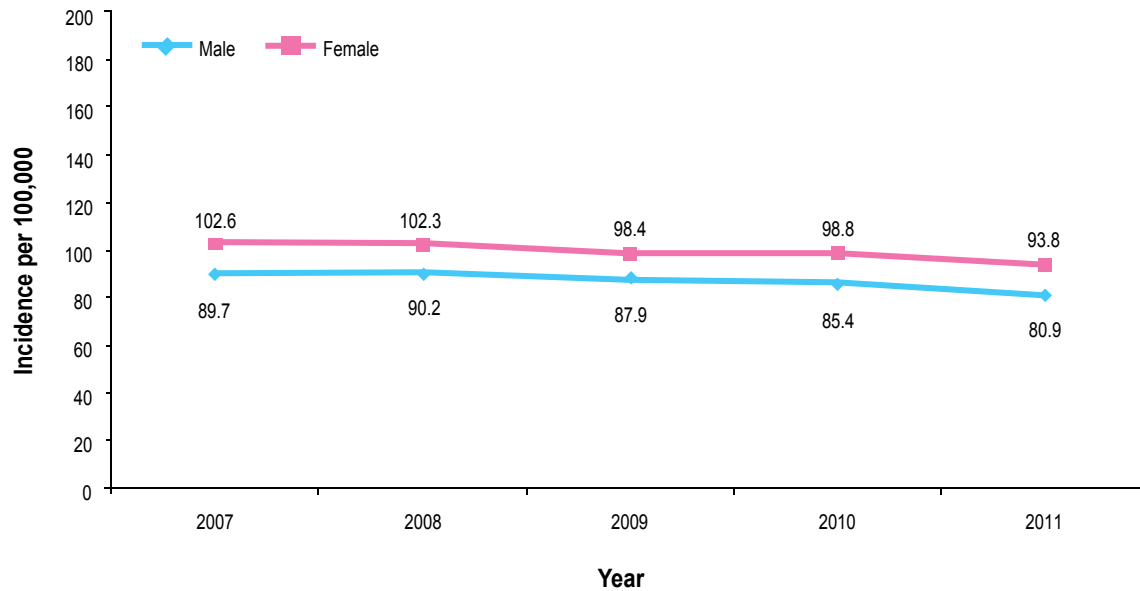


Figure 8: Annual age-standardised rate (ASR) by sex, Malaysia, 2007-2011



5.3 Incidence of ten most common cancers

The three most common cancers among Malaysian residents were breast followed by colorectal and lung (Table 11 and Figure 9). The most common cancer among male and female residents was colorectal and breast respectively (Table 12 and Figure 10).

Table 11: Ten most common cancers, all residents, Malaysia, 2007-2011

ICD-10	Sites	Number	%
C50	Breast	18,343	17.7
C18-C21	Colorectal	13,693	13.2
C33-C34	Trachea, Bronchus, Lung	10,608	10.2
C81-C85,C96	Lymphoma	5,374	5.2
C11	Nasopharynx	5,090	4.9
C91-C95	Leukaemia	4,573	4.4
C53	Cervix Uteri	4,352	4.2
C22	Liver	4,128	4.0
C56	Ovary	3,472	3.4
C16	Stomach	3,461	3.3
	Others	30,413	29.4
	Total	103,507	100.0

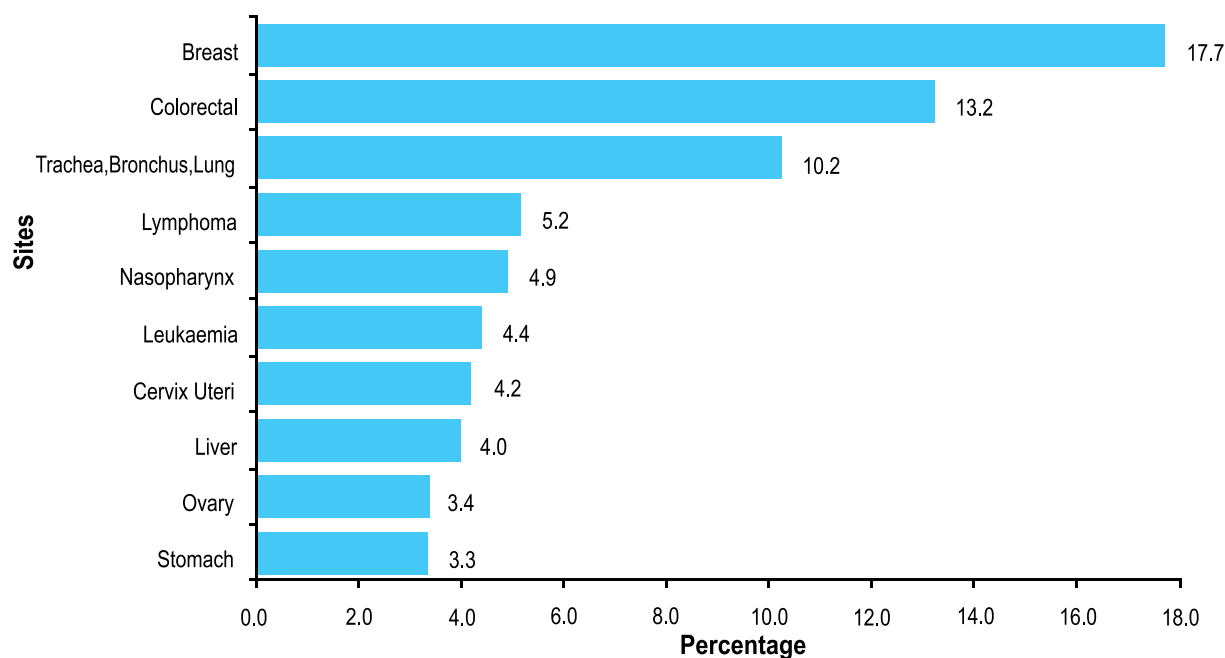


Figure 9: Percentage of ten most common cancers, all residents, Malaysia, 2007-2011



Table 12: Ten most common cancers in Malaysia by sex, all residents, 2007-2011

ICD-10	Sites	Number	%	CR	ASR
Male					
C18-C21	Colorectal	7,646	16.3	11.7	14.6
C33-C34	Trachea, Bronchus, Lung	7,415	15.8	11.3	14.4
C11	Nasopharynx	3,785	8.1	5.8	6.4
C81-C85,C96	Lymphoma	3,171	6.8	4.8	5.5
C61	Prostate	3,132	6.7	4.8	6.6
C22	Liver	3,054	6.5	4.7	5.6
C91-C95	Leukaemia	2,549	5.4	3.9	4.2
C16	Stomach	2,014	4.3	3.1	3.9
C67	Bladder	1,477	3.2	2.3	2.9
C44	Other Skin	1,384	3.0	2.1	2.7
	Others	11,167	23.9		
	Total	46,794	100.0	71.4	86.9
Female					
C50	Breast	18,206	32.1	28.6	31.1
C18-C21	Colorectal	6,047	10.7	9.5	11.1
C53	Cervix Uteri	4,352	7.7	6.8	7.6
C56	Ovary	3,472	6.1	5.4	5.9
C33-C34	Trachea, Bronchus, Lung	3,193	5.6	5.0	6.0
C81-C85,C96	Lymphoma	2,203	3.9	3.5	3.8
C54	Corpus Uteri	2,181	3.8	3.4	3.8
C91-C95	Leukaemia	2,024	3.6	3.2	3.4
C73	Thyroid	1,723	3.0	2.7	2.9
C16	Stomach	1,447	2.6	2.3	2.6
	Others	11,865	20.9		
	Total	56,713	100.0	89.0	99.3

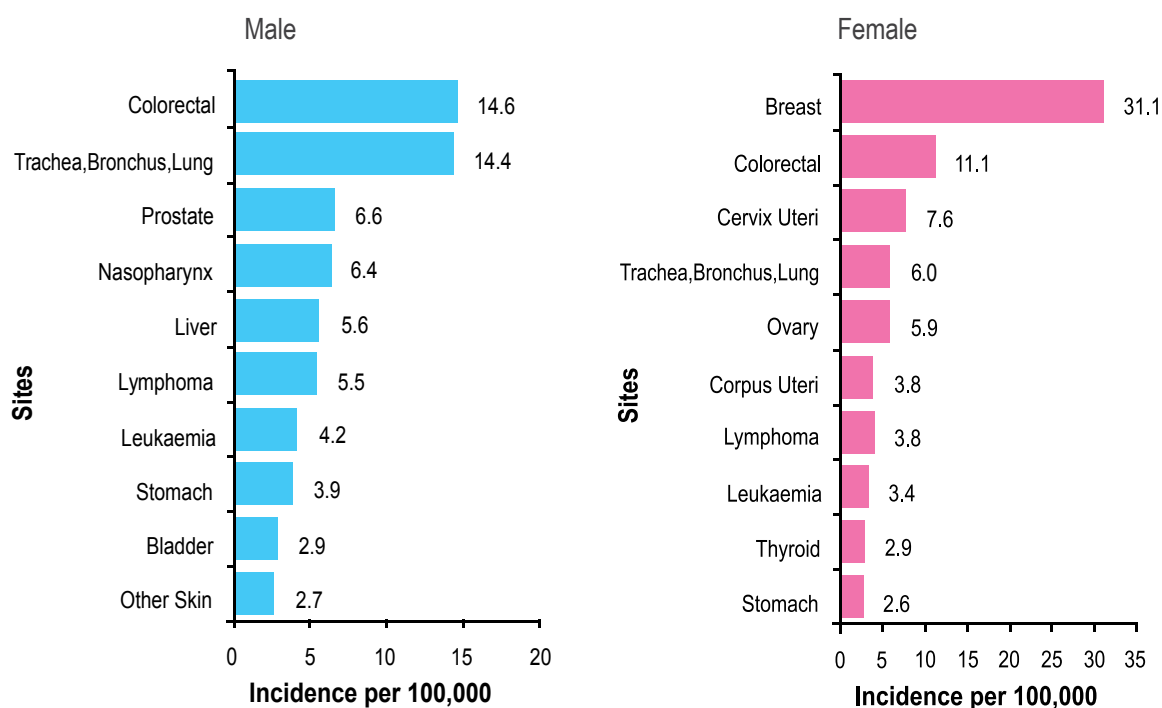


Figure 10: Age-standardised rate (ASR) for ten common cancers by sex, Malaysia 2007-2011

5.4 Age variations

The incidence of cancer increased for both males and females after the age of 30 years (Figure 11). The incidence rate in males exceeded the incidence rate in females after the age of 60 years.

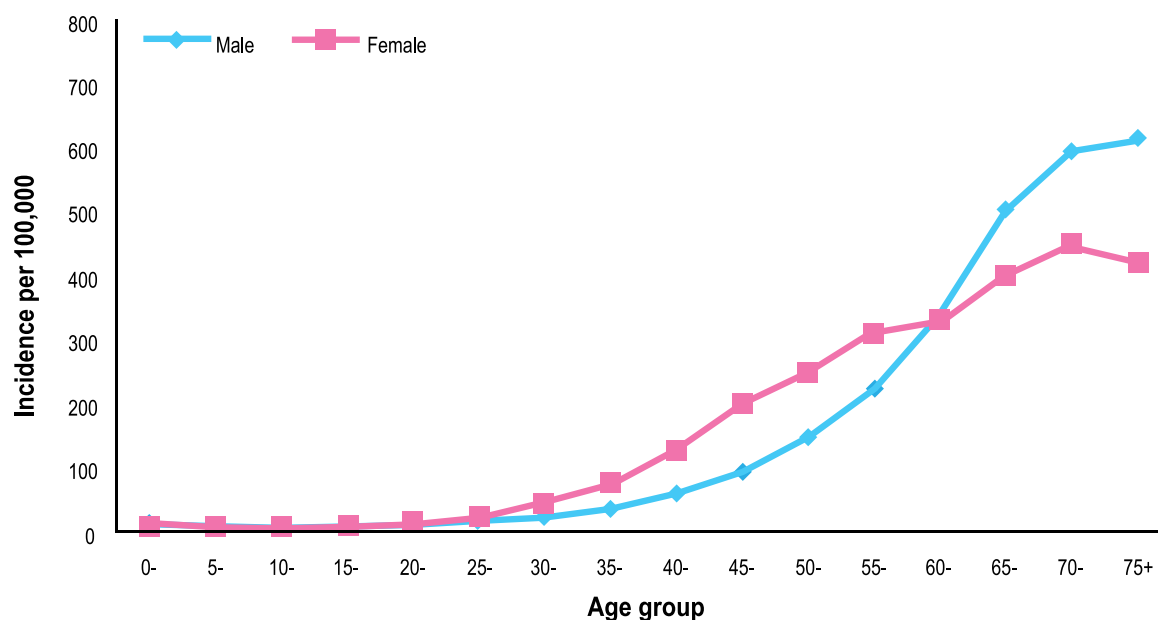


Figure 11: Age-specific incidence rate by sex, all sites, Malaysia, 2007-2011

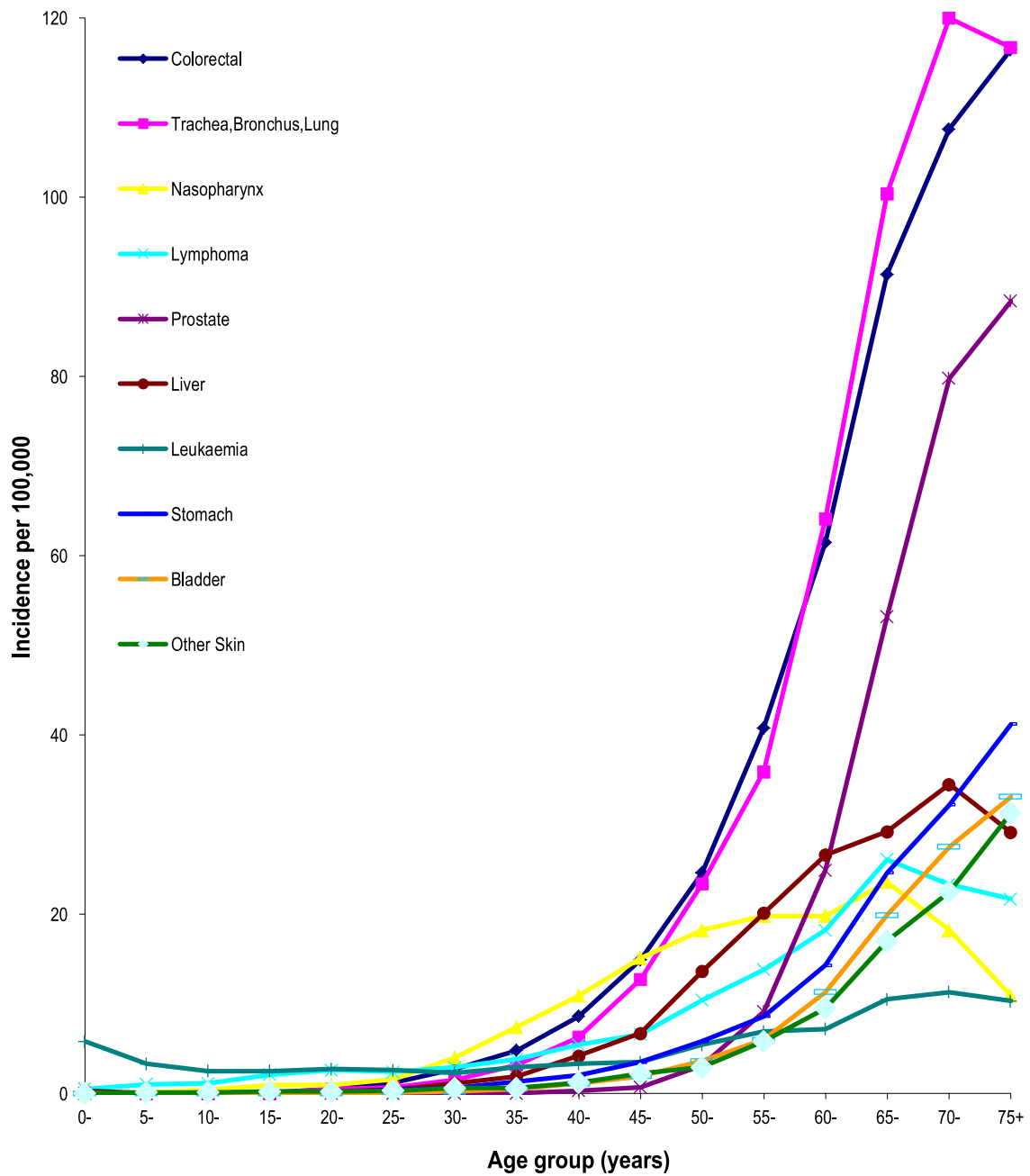


Figure 12: Age-specific incidence rate for ten common sites, males, Malaysia, 2007-2011

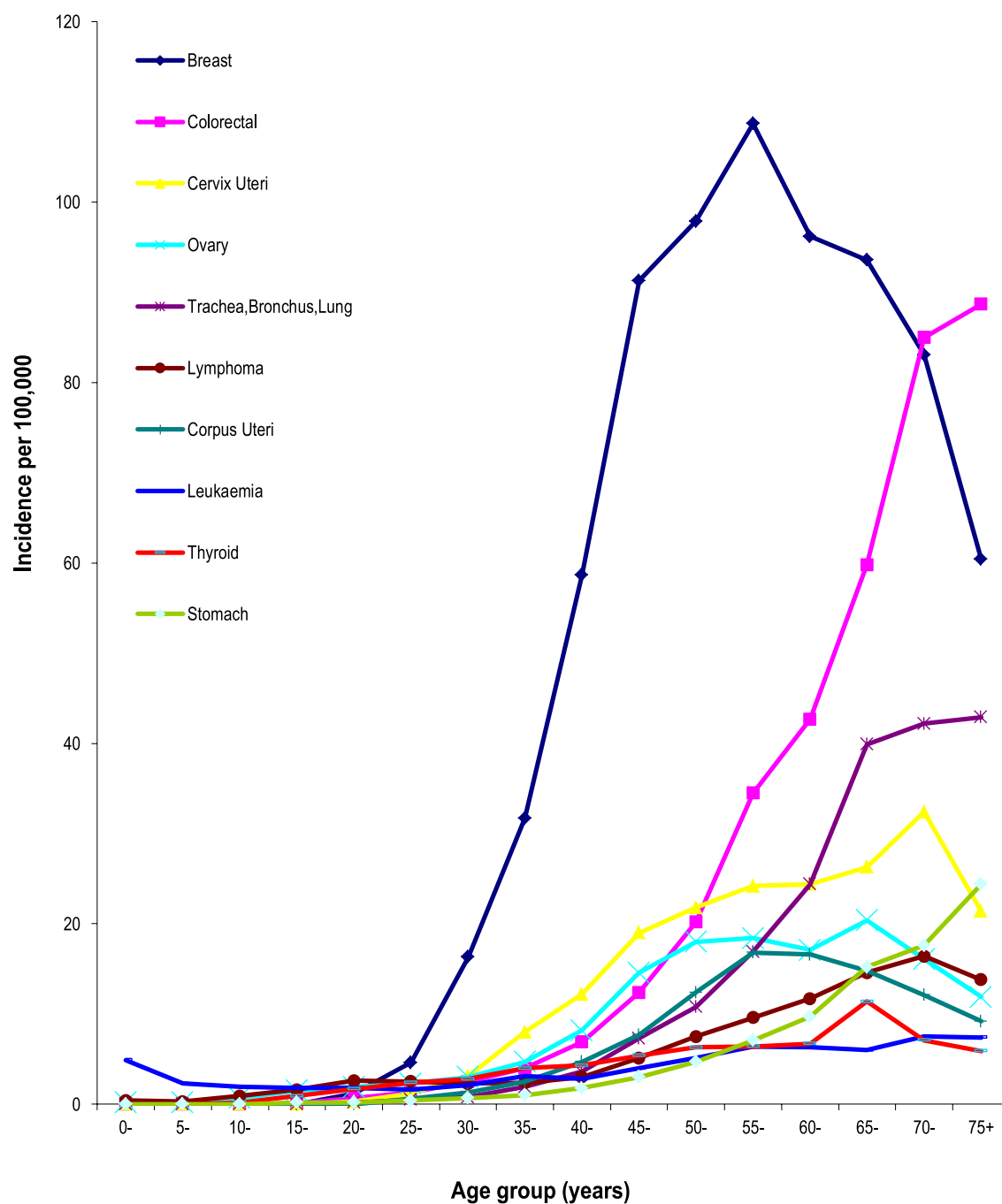


Figure 13: Age-specific incidence rate for ten common sites, females, Malaysia, 2007-2011

5.5 Age groups and cancers

The five most common cancers by sex in each of the five broad age groups are shown in Figures 14-18.

In children below age of 14 years, main cancers in both sexes were leukaemia (47.1% in males, 45.5% in females) followed by brain, nervous system (13.8% in males, 16.0% in females) and lymphoma (11.3% in males, 8.4% in females). Childhood cancer age 0 to 18 years old comprised of 3,829 cases, 2,131 (55.7%) cases were males and 1,698 (44.3%) cases were females.

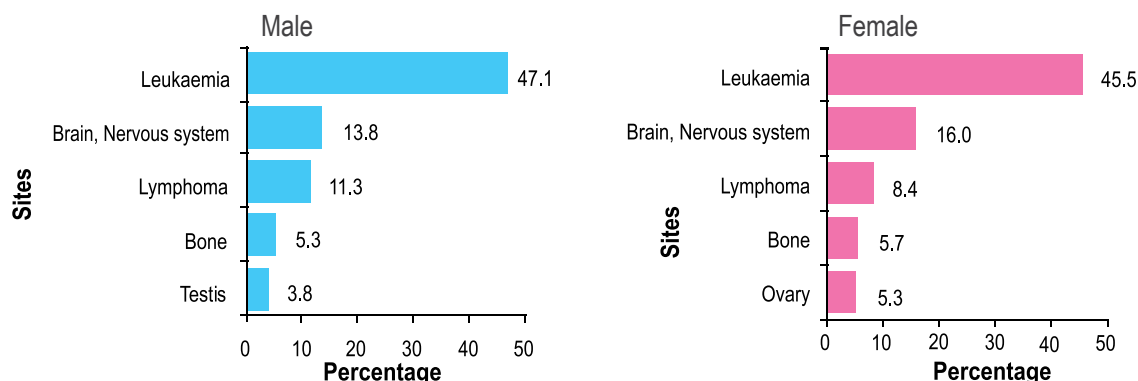


Figure 14: Common cancers among 0-14 years age group by sex, Malaysia, 2007-2011

In the 15-24 year age group, the most common cancers in males were leukaemia (23.0%) followed by lymphoma (20.9%) and bone cancer (9.4%). While in females, the most common cancers were lymphoma (17.7%) followed by leukaemia (15.3%) and ovarian cancer (14.5%).

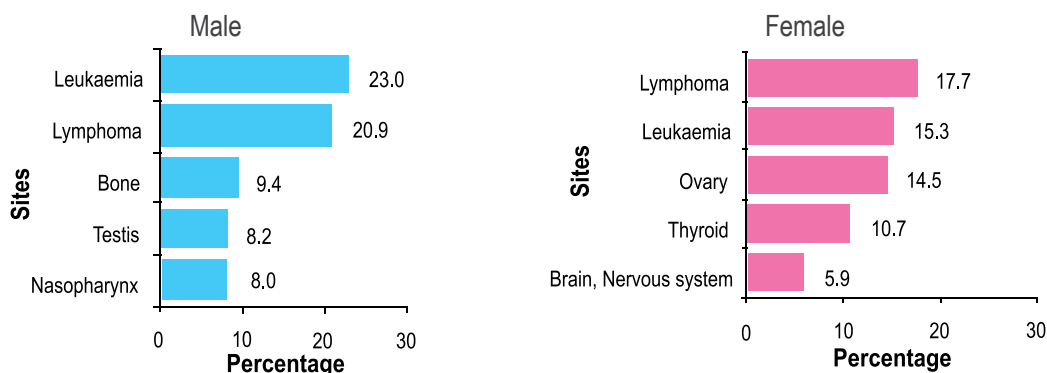


Figure 15: Common cancers among 15-24 years age group by sex, Malaysia, 2007-2011

In the group aged 25-59 years, colorectal cancer was the most common cancer in males (16.0%), followed by nasopharyngeal cancer (13.7%), and lung cancer (13.4%). The most common cancers seen in females were breast (40.7%), cervix uteri (8.9%) and colorectal cancers (7.6%).

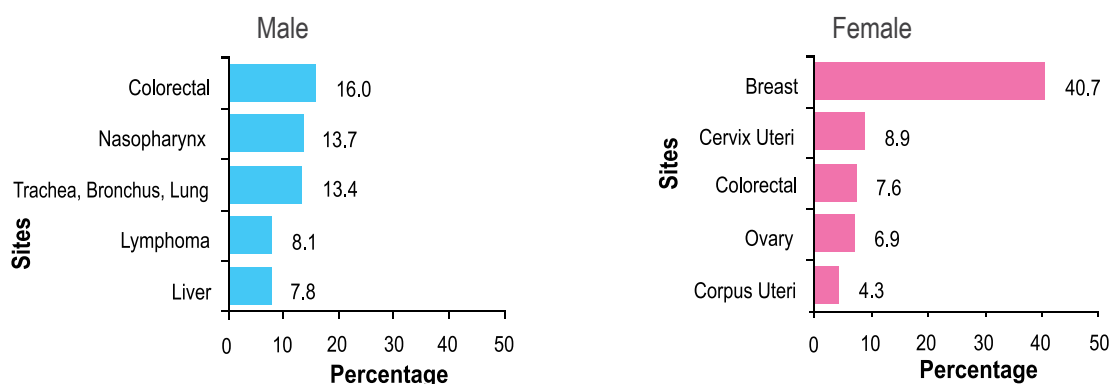


Figure 16: Common cancers among 25-59 years age group by sex, Malaysia, 2007-2011



In the 60-74 year age group, the most common cancers in males were lung (19.8%), colorectal (18.3%) and prostate cancers (10.4%). In females the most common cancers were breast (24.4%), colorectal (15.4%) and lung cancers (8.8%).

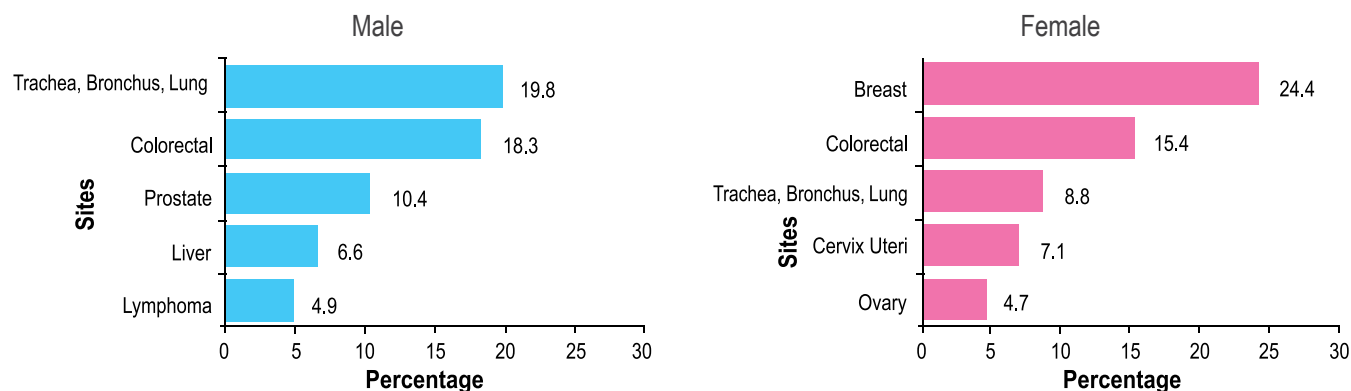


Figure 17: Common cancers among 60-74 years age group by sex, Malaysia, 2007-2011

In the group aged 75 years and above, cancer of the lung remained the most common cancer among males (19.1%) followed by colorectal (19.1%) and prostate cancers (14.5%). In females, colorectal cancer (21.3%) was followed by cancer of the breast (14.5%) and lung (10.3%).

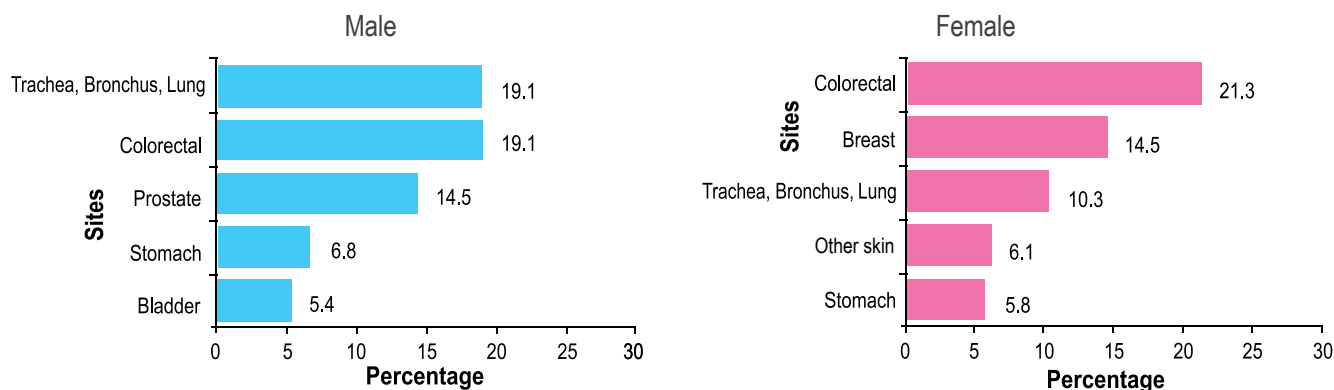


Figure 18: Common cancers in 75 years and above age group by sex, Malaysia, 2007-2011



5.6 Ethnic variations

The incidences of cancer among the ethnic groups for ten common cancers are shown in Table 13 and Table 14. In males, the incidence of colorectal, lung, nasopharynx, prostate, and liver cancers were more common in Chinese whereas leukaemia and bladder cancers were more common in Malays. In females, the incidence of breast, colorectal, ovarian and lung cancers were more common in Chinese whereas leukaemia and thyroid cancer were more common in Malays.

Table 13: Age-standardised rates for ten most common cancers in males by ethnicity, Malaysia, 2007-2011

Sites	Ethnic Groups			
	Malay	Chinese	Indian	Others*
Colorectal	11.3	21.1	10.3	9.4
Trachea, Bronchus, Lung	12.6	18.8	7.6	11.9
Nasopharynx	3.3	11.0	1.1	9.9
Lymphoma	5.6	5.0	4.2	6.7
Prostate	5.3	9.0	6.1	3.8
Liver	4.5	7.7	3.1	5.8
Leukaemia	4.4	4.0	3.8	3.8
Stomach	1.7	5.6	5.2	7.1
Bladder	3.3	2.8	2.5	1.8
Other Skin	2.0	3.8	1.3	2.6

* Other Bumiputera and Others

Table 14: Age-standardised rates for ten most common cancers in females by ethnicity, Malaysia, 2007-2011

Sites	Ethnic Groups			
	Malay	Chinese	Indian	Others*
Breast	27.2	41.5	37.1	14.3
Colorectal	8.1	17.1	8.7	7.4
Cervix Uteri	5.1	9.8	7.6	12.0
Ovary	5.8	6.3	6.1	4.9
Trachea, Bronchus, Lung	4.4	8.5	3.1	7.4
Lymphoma	3.7	3.7	3.0	4.5
Corpus Uteri	3.3	4.9	4.8	2.5
Leukaemia	3.5	3.4	3.0	3.2
Thyroid	3.3	2.1	2.5	3.2
Stomach	1.1	4.1	3.2	4.9

* Other Bumiputera and Others



Among Malay males, the most common cancers were lung, colorectal, lymphoma, prostate and liver cancers, whereas among Malay females, breast, colorectal, ovarian, cervix uteri and lung cancers were the most common.

Table 15: Ten most common cancers in Malaysia, Malay residents by sex, 2007-2011

ICD-10	Sites	Number	%	CR	ASR
Male					
C33-C34	Trachea, Bronchus, Lung	3,094	16.5	8.8	12.6
C18-C21	Colorectal	2,872	15.3	8.1	11.3
C81-C85,C96	Lymphoma	1,639	8.7	4.6	5.6
C91-C95	Leukaemia	1,419	7.6	4.0	4.4
C22	Liver	1,195	6.4	3.4	4.5
C61	Prostate	1,163	6.2	3.3	5.3
C11	Nasopharynx	959	5.1	2.7	3.3
C67	Bladder	781	4.2	2.2	3.3
C70-C72	Brain, Nervous system	612	3.3	1.7	1.9
C44	Other Skin	504	2.7	1.4	2.0
	Others	4,519	24.1		
	Total	18,757	100.0	53.1	70.7
Female					
C50	Breast	8,225	34.0	23.6	27.2
C18-C21	Colorectal	2,231	9.2	6.4	8.1
C56	Ovary	1,754	7.3	5.0	5.8
C53	Cervix Uteri	1,502	6.2	4.3	5.1
C33-C34	Trachea, Bronchus, Lung	1,187	4.9	3.4	4.4
C81-C85,C96	Lymphoma	1,142	4.7	3.3	3.7
C91-C95	Leukaemia	1,119	4.6	3.2	3.5
C73	Thyroid	1,023	4.2	2.9	3.3
C54	Corpus Uteri	964	4.0	2.8	3.3
C70-C72	Brain, Nervous system	566	2.3	1.6	1.8
	Others	4,475	18.5		
	Total	24,188	100.0	69.5	81.9

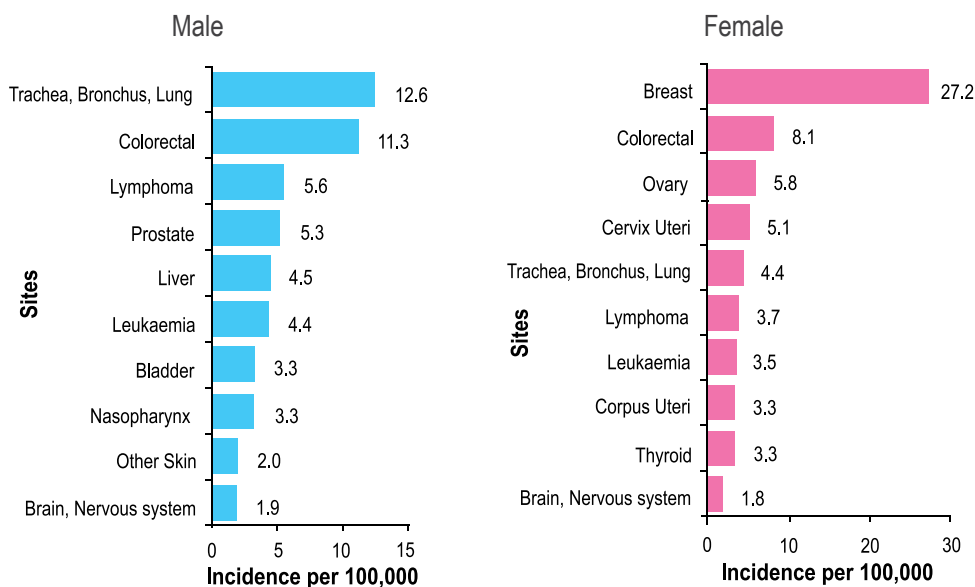


Figure 19: Age-standardised rate (ASR) for ten common cancers in Malays by sex, Malaysia, 2007-2011



Among Chinese males, the most common cancers were colorectal, lung, nasopharynx, prostate and liver cancers, whereas among Chinese females, breast, colorectal, cervix uteri, lung and ovarian cancers were the most common.

Table 16: Ten most common cancers in Malaysia, Chinese residents by sex, 2007-2011

ICD-10	Sites	Number	%	CR	ASR
Male					
C18-C21	Colorectal	3,825	18.7	23.3	21.1
C33-C34	Trachea, Bronchus, Lung	3,390	16.6	20.6	18.8
C11	Nasopharynx	2,104	10.3	12.8	11.0
C61	Prostate	1,589	7.8	9.7	9.0
C22	Liver	1,416	6.9	8.6	7.7
C16	Stomach	1,001	4.9	6.1	5.6
C81-C85,C96	Lymphoma	908	4.4	5.5	5.0
C44	Other Skin	687	3.4	4.2	3.8
C91-C95	Leukaemia	657	3.2	4.0	4.0
C25	Pancreas	516	2.5	3.1	2.8
	Others	4,331	21.2		
	Total	20,424	100.0	124.4	112.9
Female					
C50	Breast	7,333	33.2	47.5	41.5
C18-C21	Colorectal	3,023	13.7	19.6	17.1
C53	Cervix Uteri	1,732	7.8	11.2	9.8
C33-C34	Trachea, Bronchus, Lung	1,486	6.7	9.6	8.5
C56	Ovary	1,107	5.0	7.2	6.3
C54	Corpus Uteri	853	3.9	5.5	4.9
C16	Stomach	725	3.3	4.7	4.1
C81-C85,C96	Lymphoma	639	2.9	4.1	3.7
C11	Nasopharynx	611	2.8	4.0	3.5
C91-C95	Leukaemia	527	2.4	3.4	3.4
	Others	4,078	18.4		
	Total	22,114	100.0	143.2	126.2

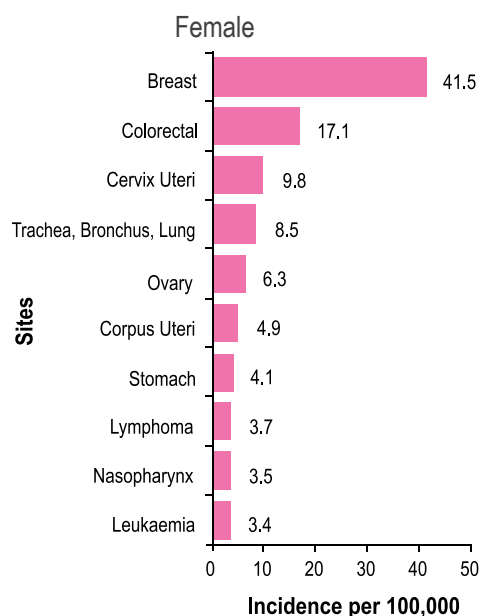
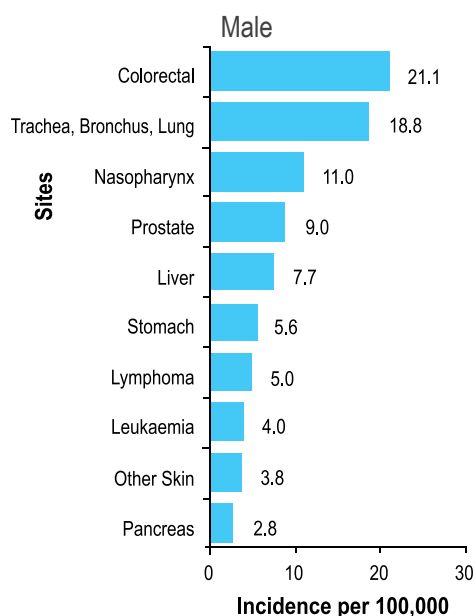


Figure 20: Age-standardised rate (ASR) for ten common cancers in Chinese by sex, Malaysia, 2007-2011



Among Indian males, the most common cancers were colorectal, lung, prostate, stomach and lymphoma, whereas among Indian females, breast, colorectal, cervix uteri, mouth and ovarian cancers were the most common.

Table 17: Ten most common cancers in Malaysia, Indian residents by sex, 2007-2011

ICD-10	Sites	Number	%	CR	ASR
Male					
C18-C21	Colorectal	389	14.5	8.1	10.3
C33-C34	Trachea, Bronchus, Lung	270	10.1	5.6	7.6
C61	Prostate	188	7.0	3.9	6.1
C16	Stomach	187	7.0	3.9	5.2
C81-C85,C96	Lymphoma	187	7.0	3.9	4.2
C91-C95	Leukaemia	171	6.4	3.6	3.8
C22	Liver	114	4.3	2.4	3.1
C03-C06	Mouth	107	4.0	2.2	2.9
C15	Oesophagus	98	3.7	2.0	2.7
C32	Larynx	90	3.4	1.9	2.3
	Others	878	32.8		
	Total	2,679	100.0	56.0	70.4
Female					
C50	Breast	1,705	35.5	36.0	37.1
C18-C21	Colorectal	364	7.6	7.7	8.7
C53	Cervix Uteri	327	6.8	6.9	7.6
C03-C06	Mouth	287	6.0	6.1	7.5
C56	Ovary	277	5.8	5.8	6.1
C54	Corpus Uteri	204	4.3	4.3	4.8
C15	Oesophagus	145	3.0	3.1	3.6
C16	Stomach	137	2.9	2.9	3.2
C91-C95	Leukaemia	137	2.9	2.9	3.0
C81-C85,C96	Lymphoma	130	2.7	2.7	3.0
	Others	1,085	22.6		
	Total	4,798	100.0	101.2	110.1

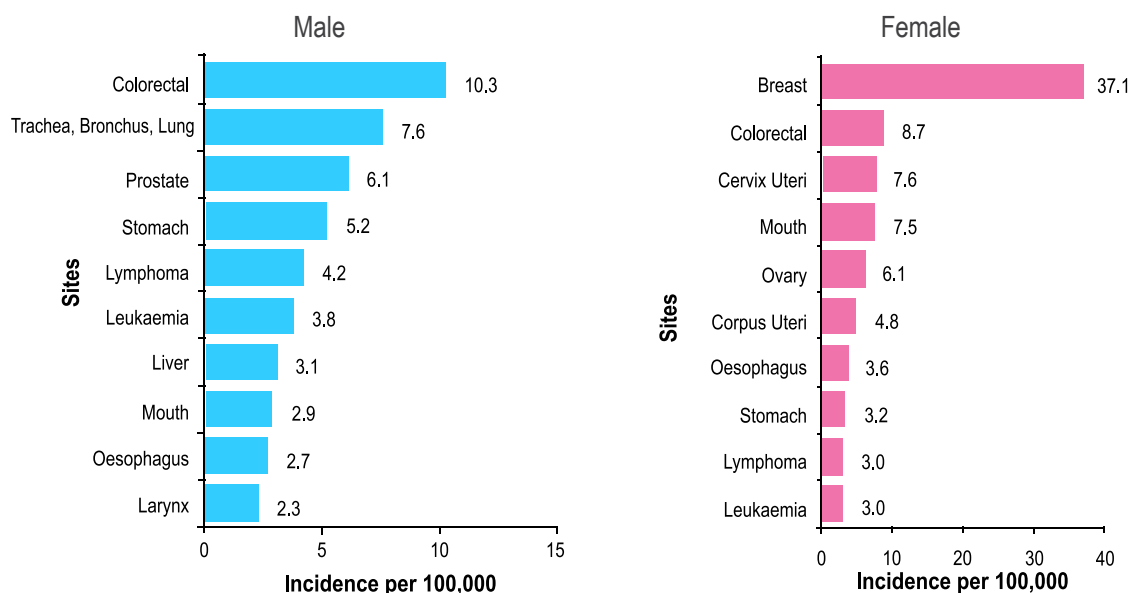


Figure 21: Age-standardised rate (ASR) for ten common cancers in Indians by sex, Malaysia, 2007-2011



In other ethnic groups, the most common cancers among males were nasopharynx, lung, colorectal, lymphoma and stomach, whereas among females, breast, cervix uteri, colorectal, lung and ovarian cancers were the most common.

Table 18: Ten most common cancers in Malaysia, other ethnic groups by sex, 2007-2011

ICD-10	Sites	Number	%	CR	ASR
Male					
C11	Nasopharynx	678	13.7	7.6	9.9
C33-C34	Trachea, Bronchus, Lung	661	13.4	7.4	11.9
C18-C21	Colorectal	560	11.3	6.2	9.4
C81-C85,C96	Lymphoma	437	8.9	4.9	6.7
C16	Stomach	397	8.0	4.4	7.1
C22	Liver	329	6.7	3.7	5.8
C91-C95	Leukaemia	302	6.1	3.4	3.8
C61	Prostate	192	3.9	2.1	3.8
C44	Other Skin	148	3.0	1.6	2.6
C70-C72	Brain, Nervous system	113	2.3	1.3	1.5
	Others	1,117	22.6		
	Total	4,934	100.0	55.0	80.5
Female					
C50	Breast	943	16.8	10.8	14.3
C53	Cervix Uteri	791	14.1	9.1	12.0
C18-C21	Colorectal	429	7.6	4.9	7.4
C33-C34	Trachea, Bronchus, Lung	393	7.0	4.5	7.4
C56	Ovary	334	6.0	3.8	4.9
C81-C85,C96	Lymphoma	292	5.2	3.3	4.5
C16	Stomach	273	4.9	3.1	4.9
C11	Nasopharynx	268	4.8	3.1	4.0
C91-C95	Leukaemia	241	4.3	2.8	3.2
C73	Thyroid	210	3.7	2.4	3.2
	Others	1,439	25.6		
	Total	5,613	100.0	64.4	89.6

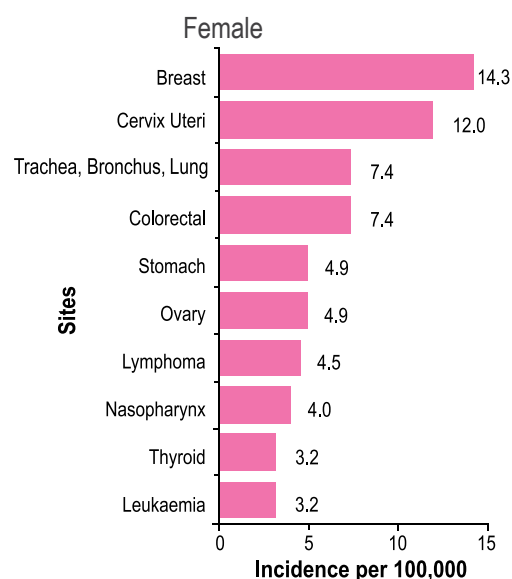
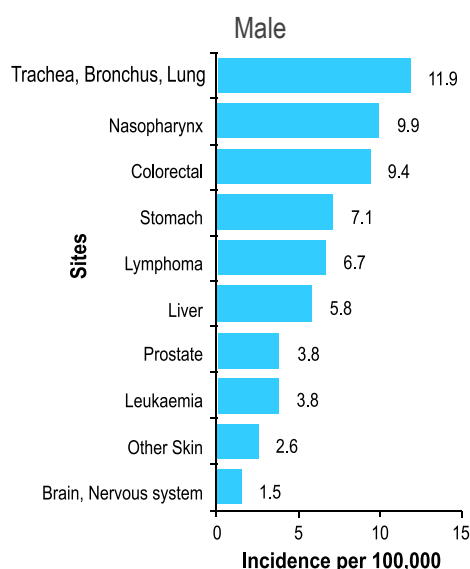


Figure 22: Age-standardised rate (ASR) for ten common cancers in other ethnic groups by sex, Malaysia, 2007-2011



5.7 Staging

Table 19: Staging for all cancer types, Malaysia, 2007-2011

ICD-10	SITES	SEX	TOTAL	NUMBER WITH RECORDED STAGE	%	STAGE							
						I	%	II	%	III	%	IV	%
C00	LIP	M	30	15	50.0	7	46.7	2	13.3	2	13.3	4	26.7
		F	55	34	61.8	10	29.4	7	20.6	8	23.5	9	26.5
C01-C02	TONGUE	M	461	272	59.0	39	14.3	62	22.8	64	23.5	107	39.3
		F	401	221	55.1	36	16.3	57	25.8	52	23.5	76	34.4
C03-C06	MOUTH	M	391	210	53.7	26	12.4	44	21.0	49	23.3	91	43.3
		F	525	304	57.9	47	15.5	53	17.4	53	17.4	151	49.7
C07-C08	SALIVARY GLAND	M	273	117	42.9	24	20.5	28	23.9	30	25.6	35	29.9
		F	226	94	41.6	21	22.3	28	29.8	17	18.1	28	29.8
C09	TONSIL	M	127	74	58.3	11	14.9	13	17.6	15	20.3	35	47.3
		F	68	33	48.5	3	9.1	4	12.1	16	48.5	10	30.3
C10	OTHER OROPHARYNX	M	81	55	67.9	8	14.5	7	12.7	11	20.0	29	52.7
		F	30	14	46.7	2	14.3	4	28.6	5	35.7	3	21.4
C11	NASOPHARYNX	M	3,785	2,072	54.7	243	11.7	513	24.8	602	29.1	714	34.5
		F	1,305	652	50.0	70	10.7	193	29.6	195	29.9	194	29.8
C12-C13	HYPOPHARYNX	M	172	86	50.0	10	11.6	26	30.2	22	25.6	28	32.6
		F	86	46	53.5	3	6.5	10	21.7	13	28.3	20	43.5
C14	PHARYNX UNSPEC	M	37	18	48.6	1	5.6	4	22.2	6	33.3	7	38.9
		F	20	10	50.0	2	20.0	2	20.0	3	30.0	3	30.0
C15	OESOPHAGUS	M	737	365	49.5	22	6.0	65	17.8	99	27.1	179	49.0
		F	429	203	47.3	14	6.9	52	25.6	55	27.1	82	40.4
C16	STOMACH	M	2,013	823	40.9	73	8.9	130	15.8	211	25.6	409	49.7
		F	1,447	649	44.9	59	9.1	107	16.5	149	23.0	334	51.5
C17	SMALL INTESTINE	M	154	65	42.2	4	6.2	11	16.9	14	21.5	36	55.4
		F	89	37	41.6	8	21.6	6	16.2	11	29.7	12	32.4
C18-C21	COLORECTAL	M	7,646	4,263	55.8	448	10.5	1,006	23.6	1,294	30.4	1,515	35.5
		F	6,047	3,372	55.8	328	9.7	845	25.1	1,075	31.9	1,124	33.3
C22	LIVER	M	3,054	1,221	40.0	124	10.2	134	11.0	169	13.8	794	65.0
		F	1,074	412	38.4	37	9.0	39	9.5	69	16.7	267	64.8
C23-C24	GALLBLADDER	M	413	147	35.6	15	10.2	20	13.6	29	19.7	83	56.5
		F	409	193	47.2	22	11.4	28	14.5	26	13.5	117	60.6
C25	PANCREAS	M	1,041	535	51.4	35	6.5	65	12.1	68	12.7	367	68.6
		F	788	407	51.6	29	7.1	43	10.6	70	17.2	265	65.1
C30-C31	NOSE,SINUSES ETC.	M	270	132	48.9	23	17.4	34	25.8	20	15.2	55	41.7
		F	138	65	47.1	19	29.2	10	15.4	10	15.4	26	40.0
C32	LARYNX	M	825	509	61.7	124	24.4	99	19.4	117	23.0	169	33.2
		F	113	62	54.9	16	25.8	16	25.8	15	24.2	15	24.2
C33-C34	TRACHEA,BRONCHUS,LUNG	M	7,415	4,189	56.5	149	3.6	290	6.9	967	23.1	2,783	66.4
		F	3,193	1,769	55.4	55	3.1	125	7.1	344	19.4	1,245	70.4
C37-C38	OTHER THORACIC ORGANS	M	167	62	37.1	7	11.3	10	16.1	16	25.8	29	46.8
		F	123	38	30.9	5	13.2	8	21.1	8	21.1	17	44.7
C40-C41	BONE	M	493	184	37.3	24	13.0	41	22.3	18	9.8	101	54.9
		F	365	137	37.5	26	19.0	14	10.2	22	16.1	75	54.7
C43	MELANOMA OF SKIN	M	167	60	35.9	9	15.0	7	11.7	13	21.7	31	51.7
		F	155	58	37.4	7	12.1	5	8.6	13	22.4	33	56.9
C44	OTHER SKIN	M	1,384	436	31.5	219	50.2	90	20.6	41	9.4	86	19.7
		F	1,045	319	30.5	170	53.3	64	20.1	37	11.6	48	15.0
C45	MESOTHELIOMA	M	22	13	59.1	1	7.7	2	15.4	2	15.4	8	61.5
		F	19	8	42.1	0	0.0	1	12.5	3	37.5	4	50.0
C46	KAPOSI SARCOMA	M	17	2	11.8	0	0.0	0	0.0	0	0.0	2	100.0
		F	2	0	0.0	0	0.0	0	0.0	0	0.0	0	0.0
C47;C49	CONNECTIVE TISSUE	M	434	136	31.3	40	29.4	24	17.6	22	16.2	50	36.8
		F	378	89	23.5	21	23.6	19	21.3	9	10.1	40	44.9
C50	BREAST	M	137	73	53.3	16	21.9	25	34.2	20	27.4	12	16.4
		F	18,206	11,938	65.6	2,373	19.9	4,413	37.0	2,753	23.1	2,399	20.1
C51	VULVA	F	123	64	52.0	9	14.1	15	23.4	21	32.8	19	29.7
C52	VAGINA	F	124	61	49.2	11	18.0	15	24.6	12	19.7	23	37.7
C53	CERVIX UTERI	F	4,352	2,794	64.2	668	23.9	1,000	35.8	612	21.9	514	18.4
C54	CORPUS UTERI	F	2,181	1,442	66.1	664	46.0	286	19.8	288	20.0	204	14.1
C55	UTERUS UNSPEC	F	580	272	46.9	116	42.6	47	17.3	51	18.8	58	21.3
C56	OVARY	F	3,472	2,358	67.9	729	30.9	309	13.1	760	32.2	560	23.7
C57	OTHER FEMALE GENITAL	F	42	25	59.5	8	32.0	4	16.0	6	24.0	7	28.0
C58	PLACENTA	F	65	14	21.5	5	35.7	0	0.0	1	7.1	8	57.1
C60	PENIS	M	115	40	34.8	10	25.0	6	15.0	4	10.0	20	50.0
C61	PROSTATE	M	3,132	1,592	50.8	249	15.6	388	24.4	297	18.7	658	41.3
C62	TESTIS	M	496	235	47.4	105	44.7	46	19.6	24	10.2	60	25.5
C63	OTHER MALE GENITAL	M	31	14	45.2	6	42.9	2	14.3	3	21.4	3	21.4
C64	KIDNEY	M	901	504	55.9	78	15.5	98	19.4	65	12.9	263	52.2
		F	434	242	55.8	48	19.8	59	24.4	26	10.7	109	45.0
C65	RENAL PELVIS	M	13	8	61.5	4	50.0	2	25.0	0	0.0	2	25.0
		F	8	7	87.5	4	57.1	0	0.0	2	28.6	1	14.3
C66	URETER	M	19	12	63.2	3	25.0	3	25.0	3	25.0	3	25.0
		F	11	7	63.6	4	57.1	1	14.3	2	28.6	0	0.0
C67	BLADDER	M	1,477	688	46.6	205	29.8	182	26.5	121	17.6	180	26.2
		F	400	175	43.8	48	27.4	37	21.1	32	18.3	58	33.1
C68	OTHER URINARY ORGANS	M	17	5	29.4	0	0.0	3	60.0	0	0.0	2	40.0
		F	10	6	60.0	0	0.0	2	33.3	0	0.0	4	66.7
C69	EYE	M	104	24	23.1	8	33.3	4	16.7	1	4.2	11	45.8
		F	67	14	20.9	4	28.6	1	7.1	1	7.1	8	57.1
C70-C72	BRAIN,NERVOUS SYSTEM	M	1,176	433	36.8	93	21.5	78	18.0	63	14.5	199	46.0
		F	1,060	361	34.1	111	30.7	74	20.5	75	20.8	101	28.0
C73	THYROID	M	549	213	38.8	47	22.1	55	25.8	33	15.5	78	36.6
		F	1,723	671	38.9	245	36.5	155	23.1	76	11.3	195	29.1
C74	ADRENAL GLAND	M	47	16	34.0	1	6.3	0	0.0	1	6.3	14	87.5
		F	45	17	37.8	3	17.6	1	5.9	2	11.8	11	64.7
C75	OTHER ENDOCRINE	M	109	27	24.8	10	37.0	8	29.6	4	14.8	5	18.5
		F	51	12	23.5	6	50.0	0	0.0	3	25.0	3	25.0
C81-C85;C96	LYMPHOMA	M	3,171	1,323	41.7	219	16.6	328	24.8	314	23.7	462	34.9
		F	2,203	931	42.3	152	16.3	250	26.9	199	21.4	330	35.4
C90	MULTIPLE MYELOMA	M	396	56	14.1	9	16.1	11	19.6	12	21.4	24	42.9
		F	348	38	10.9	11	28.9	8	21.1	5	13.2	14	36.8
C91-C95	LEUKAEMIA	M	2,549	168	6.6	-	-	-	-	-	-	-	-
		F	2,024	132	6.5	-	-	-	-	-	-	-	-
	OTHER & UNSPEC	M	746	253	33.9	32	12.6	26	10.3	34	13.4	161	63.6
		F	654	242	37.0	19	7.9	36	14.9	30	12.4	157	64.9
Grand Total			103,507	52,794	51.0	9,029	17.1	12,445	23.6	12,135	22.9	18,885	35.8



Summary table for all cancer sites is shown in Table 19. A total of 103,507 new cancer cases were reported, of whom 52,794 (51.0%) had reports on staging. Of the patients whose stages were reported, 9,029 (17.1%) were in stage I, 12,445 (23.6%) in stage II, 12,135 (23.0%) in stage III and 18,885 (35.8%) in stage IV. Thus at the time of diagnosis, 31,020 (58.8%) had advanced cancers (classified as either stage III or IV).

5.8 Data Quality

The Data Quality in this report were measured through data completeness, comparability and validity. Validity can be defined as the proportion of cases in a data-set which truly have the reported attribute. The Malaysian National Cancer Registry (MNCR) has used the same five common indices as indicated in the Cancer Incidence in Five Continents (CI5), Vol X, which are (a) internal consistency; (b) histological verification; (c) death certificate only (DCO); (d) other and unspecified cases (ill-defined cases) and (e) age unknown.

- (a) Internal consistency: The MNCR uses the IARC/IACR CHECK program to perform consistency checks on the cancer notifications. All cases queried are checked by the registry staff, using the software program, before incorporating relevant items into the database.
- (b) Histological verification: The accuracy of the stated diagnosis is likely to be higher if there is histological confirmation by a pathologist or cytology/haematology confirmation. As the MNCR does not distinguish between histology and cytology/haematology verification, morphologically verified (MV) is used rather than histological verification. For cancers with specified sites, the morphologically verified proportion was **96.6%** of all cases for both sexes.
- (c) Death Certificate Only (DCO): All the death notified by the public, private health facilities to the registry was traced and checked with the National Registry Departments. For cancer with specified sites, the DCO percentage was **0.3%** of total cases for both sexes.
- (d) Other and unspecified cases (ill-defined cases): For this category, the percentage was **2.7%** (**1.6%** for males and **1.1%** for females) A low proportion of cases that are assigned to this category generally imply a better diagnostic precision in determining the site of primary cancer.
- (e) Age unknown: If there are a large number of cases with age unknown, several of the figures and graphs from the data-set would not be accurate. In this report, all the ages were known.



Table 20: Quality indicator

ICD-10	SITE	TOTAL	QUALITY INDICATOR			
			MV	%	DCO	%
C00	Lip	85	85	100.0	0	0.0
C01-C02	Tongue	862	854	99.1	1	0.1
C03-C06	Mouth	916	913	99.7	0	0.0
C07-C08	Salivary glands	499	487	97.6	0	0.0
C09	Tonsil	195	192	98.5	1	0.5
C10	Other Oropharynx	111	110	99.1	0	0.0
C11	Nasopharynx	5,090	5,024	98.7	0	0.0
C12-C13	Hypopharynx	258	252	97.7	1	0.4
C14	Pharynx unspec.	57	54	94.7	1	1.8
C15	Oesophagus	1,166	1,146	98.3	1	0.1
C16	Stomach	3,461	3,377	97.6	8	0.2
C17	Small intestine	242	240	99.2	0	0.0
C18-C21	Colorectal	13,693	13,490	98.5	35	0.3
C22	Liver	4,128	3,260	79.0	37	0.9
C23-C24	Gallbladder etc.	822	779	94.8	1	0.1
C25	Pancreas	1,829	1,573	86.0	4	0.2
C30-C31	Nose, sinuses etc.	408	400	98.0	1	0.2
C32	Larynx	938	924	98.5	0	0.0
C33-C34	Trachea,Bronchus,Lung	10,608	9,826	92.6	31	0.3
C37-C38	Other Thoracic organs	290	284	97.9	0	0.0
C40-C41	Bone	858	802	93.5	6	0.7
C43	Melanoma of Skin	322	320	99.4	0	0.0
C44	Other Skin	2,429	2,423	99.8	0	0.0
C45	Mesothelioma	41	41	100.0	0	0.0
C46	Kaposi sarcoma	19	18	94.7	0	0.0
C47,C49	Connective,Soft tissue	812	781	96.2	0	0.0
C50	Breast	18,343	18,258	99.5	17	0.1
C51	Vulva	123	123	100.0	0	0.0
C52	Vagina	124	123	99.2	0	0.0
C53	Cervix Uteri	4,352	4,324	99.4	2	0.0
C54	Corpus Uteri	2,181	2,171	99.5	1	0.0
C55	Uterus unspec.	580	575	99.1	0	0.0
C56	Ovary	3,472	3,408	98.2	0	0.0
C57	Other Female Genital	42	39	92.9	0	0.0
C58	Placenta	65	62	95.4	0	0.0
C60	Penis	115	114	99.1	0	0.0
C61	Prostate	3,132	3,089	98.6	2	0.1
C62	Testis	496	488	98.4	0	0.0
C63	Other male genital	31	31	100.0	0	0.0
C64	Kidney	1,335	1,302	97.5	2	0.1
C65	Renal Pelvis	21	20	95.2	0	0.0
C66	Ureter	30	29	96.7	0	0.0
C67	Bladder	1,877	1,842	98.1	1	0.1
C68	Other Urinary organs	27	26	96.3	0	0.0
C69	Eye	171	155	90.6	0	0.0
C70-C72	Brain, Nervous system	2,236	1,925	86.1	10	0.4
C73	Thyroid	2,272	2,249	99.0	1	0.0
C74	Adrenal gland	92	87	94.6	0	0.0
C75	Other Endocrine	160	153	95.6	0	0.0
C81-C85,C96	Lymphoma	5,374	5,348	99.5	1	0.0
C88	Immunoproliferative dis.	12	11	91.7	0	0.0
C90	Multiple Myeloma	744	725	97.4	0	0.0
C91-C95	Leukaemia	4,573	4,570	99.9	1	0.0
	Other & unspecified	1,388	1,082	78.0	116	8.4
	All Sites Total	103,507	99,984	96.6	282	0.3



6.0 INCIDENCE SUMMARY TABLES : All sites, 2007-2011

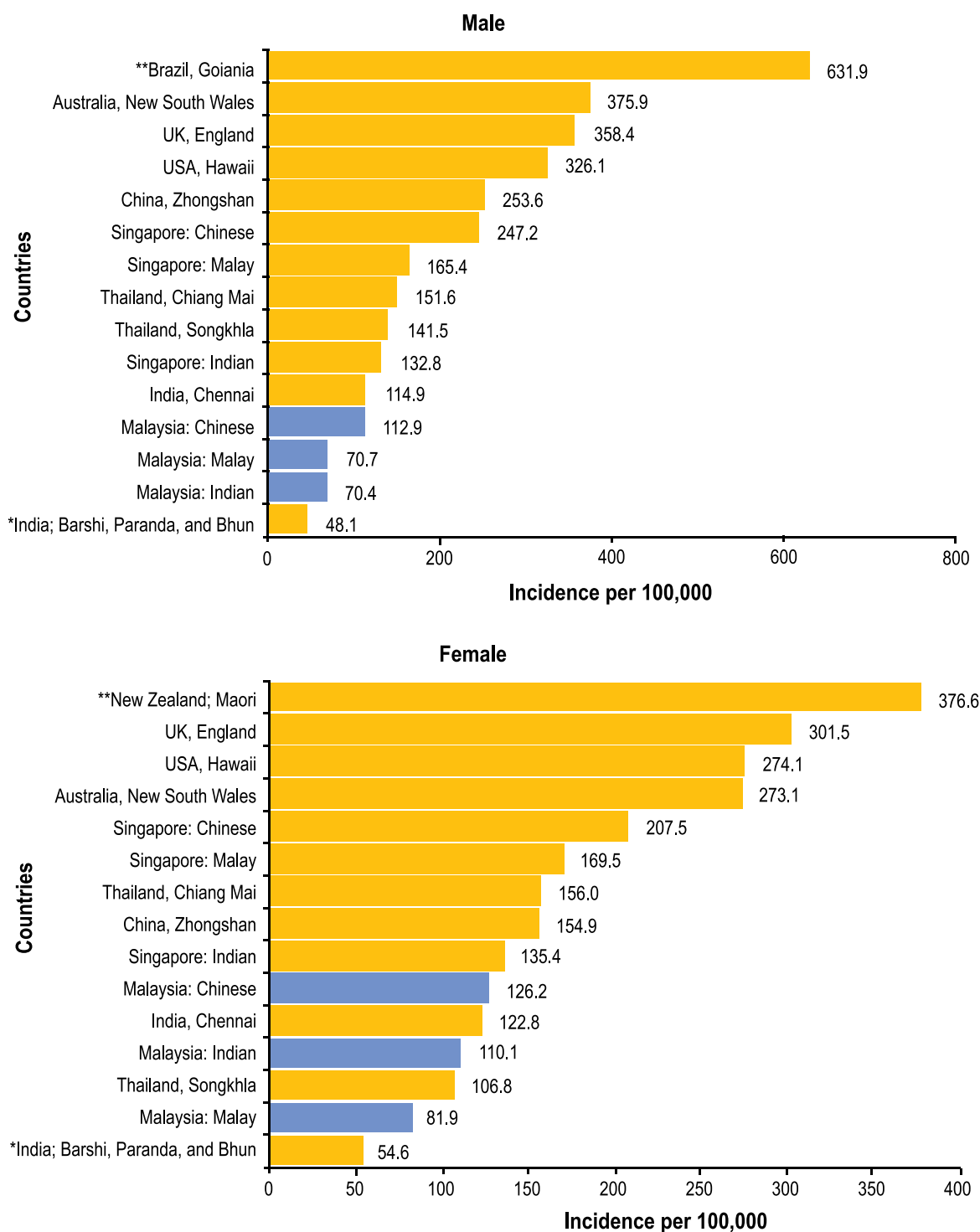
The table below explains the incidence by year, sex, ethnic group and states.

Table 21: Summary of all cancer sites 2007-2011 by sex, year and ethnic

	Male					Female				
	No.	CR	ASR	(ASR 95% CL)	CumR	No.	CR	ASR	(ASR 95% CL)	CumR
Year										
2007	8,969	70.8	89.7	(87.8 , 91.6)	10.1	11,035	89.5	102.6	(100.6 , 104.5)	10.8
2008	9,383	72.5	90.2	(88.3 , 92.0)	10.1	11,344	89.7	102.3	(100.4 , 104.2)	10.9
2009	9,495	72.5	87.9	(86.1 , 89.7)	9.9	11,216	88.0	98.4	(96.5 , 100.2)	10.6
2010	9,571	71.9	85.4	(83.7 , 87.2)	9.7	11,672	90.1	98.8	(97.0 , 100.6)	10.6
2011	9,376	68.6	80.9	(79.2 , 82.5)	9.3	11,446	87.2	93.8	(92.0 , 95.5)	10.0
Ethnic										
All Residents	46,794	71.4	86.9	(86.1 , 87.7)	9.8	56,713	89.0	99.3	(98.4 , 100.1)	10.6
Malay	18,757	53.1	70.7	(69.7 , 71.8)	8.0	24,188	69.5	81.9	(80.8 , 82.9)	8.7
Chinese	20,424	124.4	112.9	(111.4 , 114.5)	12.5	22,114	143.2	126.2	(124.5 , 127.9)	13.2
Indian	2,679	56.0	70.4	(67.6 , 73.2)	8.1	4,798	101.2	110.1	(106.9 , 113.3)	12.2
Other	4,934	55.0	80.5	(78.2 , 82.8)	9.2	5,613	64.4	89.6	(87.2 , 92.0)	9.7

Table 22: Summary of all cancer sites 2007-2011 by states

	Male					Female				
	No.	CR	ASR	(ASR 95% CL)	CumR	No.	CR	ASR	(ASR 95% CL)	CumR
Selangor	6,261	49.3	71.3	(69.4 , 73.2)	8.5	8,484	69.2	89.7	(87.7 , 91.7)	10.0
Johor	7,202	91.8	109.0	(106.5 , 111.6)	12.2	8,110	109.4	118.7	(116.1 , 121.3)	12.4
Sabah	3,522	58.9	93.6	(90.3 , 96.8)	10.8	4,045	69.8	105.3	(101.9 , 108.8)	11.3
Sarawak	4,549	76.4	85.7	(83.2 , 88.3)	9.5	5,185	90.3	100.2	(97.5 , 103.0)	10.5
Perak	4,465	77.9	74.7	(72.5 , 76.9)	8.3	5,504	96.6	88.4	(86.1 , 90.8)	9.2
Kedah	2,774	59.6	66.5	(64.0 , 69.1)	7.4	3,565	76.7	77.0	(74.4 , 79.5)	8.2
WPKL & Putrajaya	2,277	59.5	73.1	(70.0 , 76.2)	8.6	3,307	88.3	101.2	(97.6 , 104.7)	11.1
Kelantan	2,105	54.8	68.0	(65.0 , 70.9)	7.5	2,281	59.6	65.8	(63.1 , 68.6)	7.1
Penang	5,245	144.1	150.5	(146.4 , 154.6)	15.9	6,085	166.6	157.8	(153.8 , 161.8)	16.1
Pahang	2,193	60.9	75.1	(71.9 , 78.2)	8.6	2,499	73.6	82.6	(79.4 , 85.9)	8.7
Terengganu	1,668	63.7	83.1	(79.0 , 87.2)	9.5	1,977	79.1	93.8	(89.6 , 98.0)	9.8
N.Sembilan	1,917	79.0	89.1	(85.1 , 93.2)	9.9	2,528	106.9	108.9	(104.6 , 113.2)	11.6
Melaka	1,811	94.2	104.7	(99.8 , 109.6)	11.3	2,214	110.2	108.1	(103.6 , 112.7)	11.3
Perlis	405	46.2	72.8	(65.7 , 80.0)	8.4	495	86.4	84.9	(77.4 , 92.5)	8.7
W.P. Labuan	53	26.5	50.9	(36.0 , 65.8)	6.1	51	26.8	41.7	(28.7 , 54.7)	4.9



****The highest incidence from CI5 Volume X**

***The lowest incidence from CI5 Volume X**

NB: Singapore (2009-2013 report)

Note: International comparisons of age standardised rates of selected countries according to ethnicities and sex.

Figure 23: All Sites: International comparisons – Age standardised rates



7.0 COMMENTARY ON 15 SELECTED CANCER SITES

In this section, cancers are reviewed focussing on ethnic variations, staging, Age-specific incidence rate as well as annual and state distributions. International comparisons were made with Singapore (Singapore Cancer Registry, Interim Report: Trends in Cancer Incidence in Singapore 2009-2013) and other countries (Cancer Incidence in Five Continents Volume X, 2014). Fifteen most common cancers (male and female combined) were selected.

7.1 Female Breast (ICD-10: C50)

Female breast cancer was accounted for 32.1% of all cancer among females in Malaysia. The incidence of breast cancer was highest among Chinese followed by Indian and Malay.

The cumulative risk (CumR) was highest among Chinese and lowest among Malay. The lifetime risk was 1 in 30, while for Chinese was 1 in 22, Indian 1 in 24 and Malay 1 in 35. The percentage of breast cancer detected at stage I and II was 56.9%.

Table 23: Female Breast: Number, Crude Rate (CR), Cumulative Rate (CR74), Age-Standardised Rate (ASR) and Cumulative Risk (CumR), Malaysia, 2007-2011

Sex	No.	CR	CR74	ASR	(ASR 95%CL)	CumR
Female	18,206	28.6	3.4	31.1	(30.7, 31.6)	3.4

Table 24: Female Breast: Incidence summary by ethnicity, Malaysia, 2007-2011

Ethnic	No.	CR	CR74	ASR	CumR
Malay	8,225	23.6	2.9	27.2	2.9
Chinese	7,333	47.5	4.6	41.5	4.5
Indian	1,705	36.0	4.2	37.1	4.2

Table 25: Female Breast: Incidence summary by year, Malaysia, 2007-2011

Year	No.	CR	CR74	ASR	CumR
2007	3,579	29.0	3.5	32.3	3.4
2008	3,643	28.8	3.5	32.0	3.5
2009	3,501	27.5	3.3	29.9	3.3
2010	3,717	28.7	3.4	30.8	3.3
2011	3,766	28.7	3.4	30.4	3.3

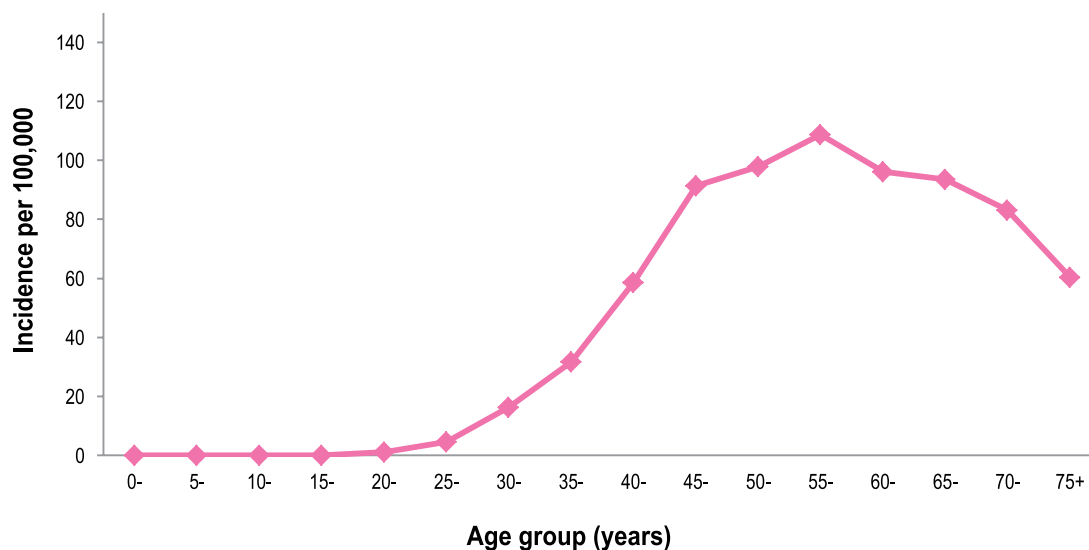


Figure 24: Female Breast: Age-specific incidence rate, Malaysia, 2007-2011

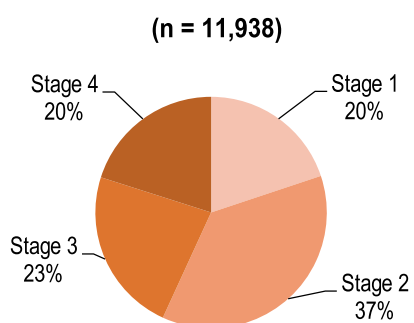


Figure 25: Female Breast: Stage

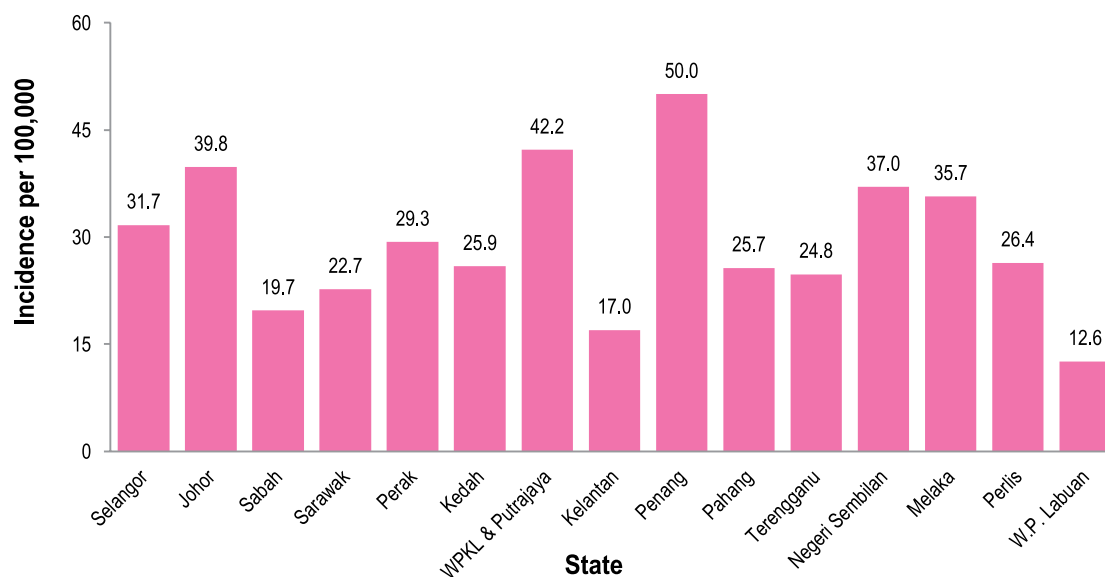
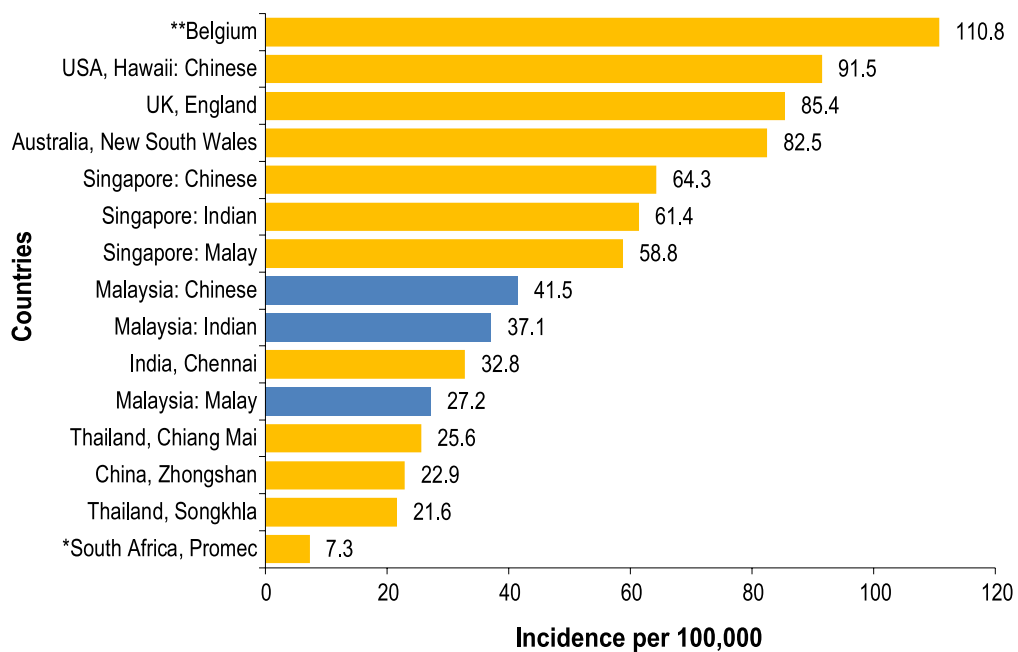


Figure 26: Female Breast: Age-standardised rate (ASR) by state, Malaysia, 2007-2011



** The highest incidence from CI5, Volume X

*The lowest incidence from CI5, Volume X

NB: Singapore (2009-2013 report)

Figure 27: Female Breast: International comparisons – Age-standardised rates



7.2 Colorectal (ICD10: C18-C21)

Colorectal cancer was the most common cancer in male and second in female. The incidence of colorectal cancer increases with age and highest among Chinese for males and females. The lifetime risk for males was 1 in 56. It was 1 in 39 for Chinese, 1 in 72 for Malay and 1 in 82 for Indian. The lifetime risk for females was 1 in 74; for Chinese 1 in 49, Indian 1 in 91 and Malay 1 in 100. The male to female ASR ratio was 1.3:1.

The percentage of colorectal cancer detected at stage I and II was only 34.1% and 34.8% respectively for both male and female.

Table 26: Colorectal: Number, Percentage, Crude Rate (CR), Cumulative Rate (CR74), Age-Standardised Rate (ASR) and Cumulative Risk (CumR) by sex, Malaysia, 2007-2011

Sex	No.	%	CR	CR74	ASR	(ASR 95%CL)	CumR
Male	7,646	55.8	11.7	1.8	14.6	(14.2, 14.9)	1.8
Female	6,047	44.2	9.5	1.4	11.1	(10.8, 11.4)	1.3
Both	13,693	100.0					

Table 27: Colorectal: Incidence summary by ethnicity and sex, Malaysia, 2007-2011

Ethnic	Male					Female				
	No.	CR	CR74	ASR	CumR	No.	CR	CR74	ASR	CumR
Malay	2,872	8.1	1.4	11.3	1.4	2,231	6.4	1.0	8.1	1.0
Chinese	3,825	23.3	2.6	21.1	2.5	3,023	19.6	2.1	17.1	2.0
Indian	389	8.1	1.2	10.3	1.2	364	7.7	1.1	8.7	1.1

Table 28: Colorectal: Incidence summary by year and sex, Malaysia, 2007-2011

Year	Male					Female				
	No.	CR	CR74	ASR	CumR	No.	CR	CR74	ASR	CumR
2007	1,371	10.8	1.7	14.1	1.7	1,124	9.1	1.4	11.1	1.3
2008	1,483	11.5	1.8	14.6	1.8	1,194	9.4	1.4	11.3	1.3
2009	1,566	12.0	1.9	15.0	1.8	1,253	9.8	1.4	11.6	1.4
2010	1,633	12.3	1.9	14.9	1.9	1,251	9.7	1.3	11.0	1.3
2011	1,593	11.7	1.7	14.0	1.7	1,225	9.3	1.3	10.4	1.3

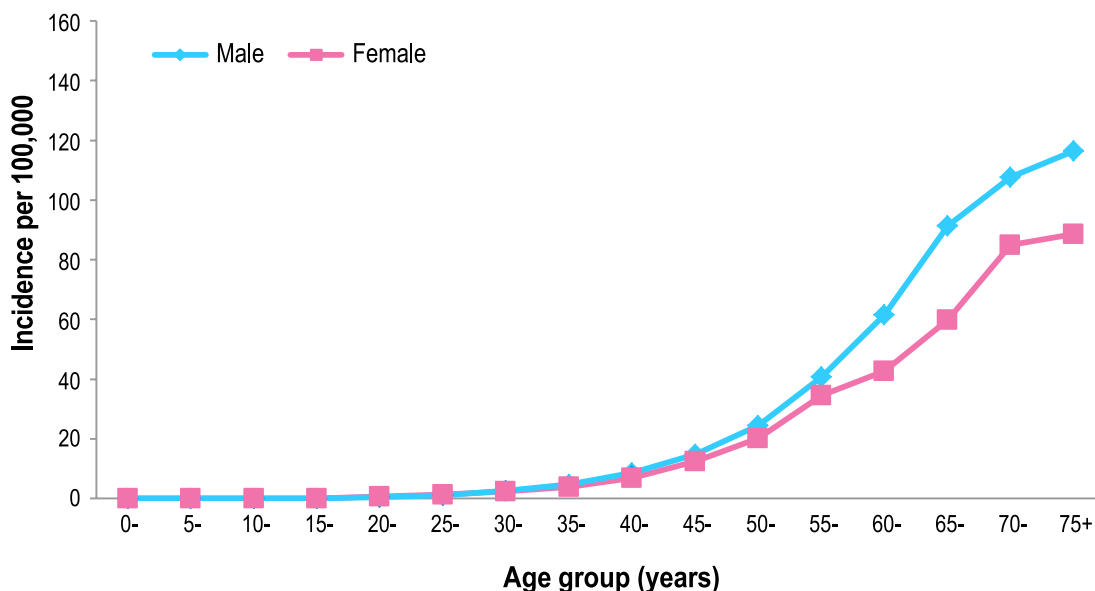


Figure 28: Colorectal: Age-specific incidence rate by sex, Malaysia, 2007-2011

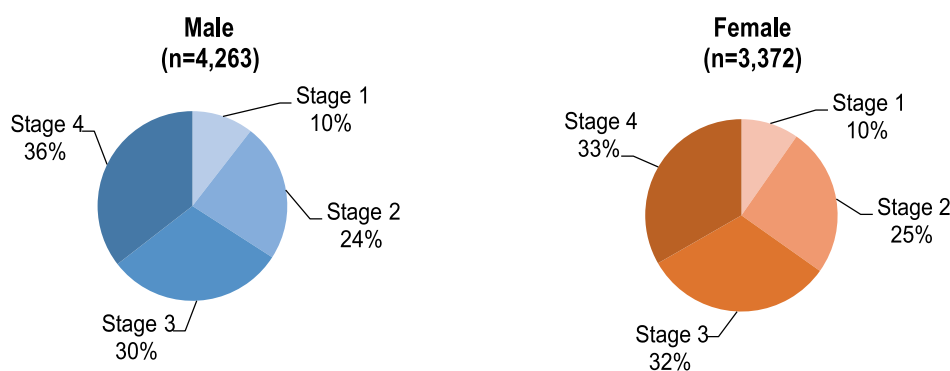


Figure 29: Colorectal: Stage by sex

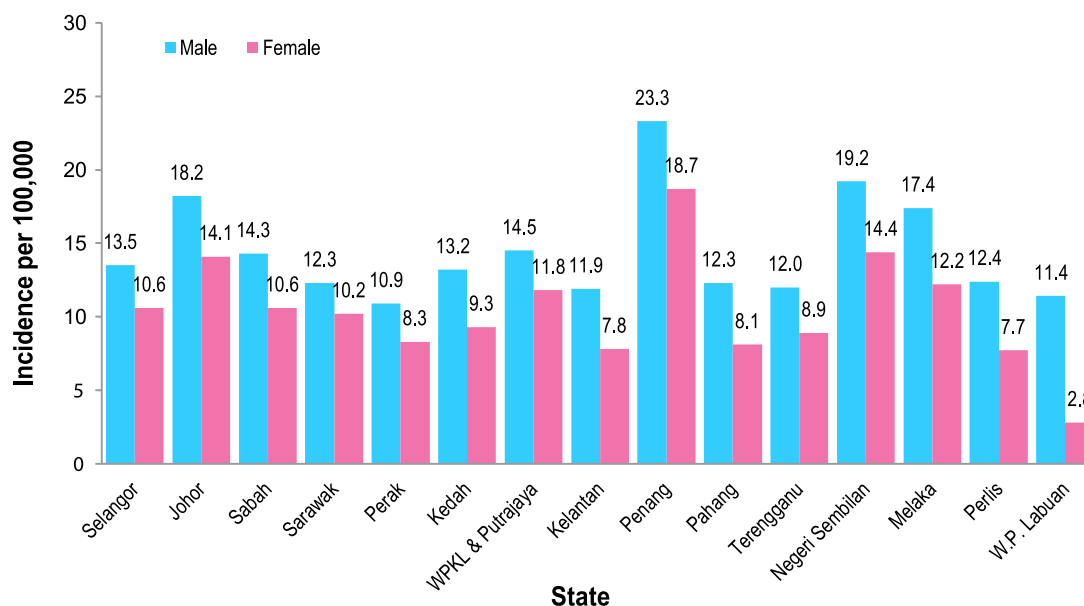
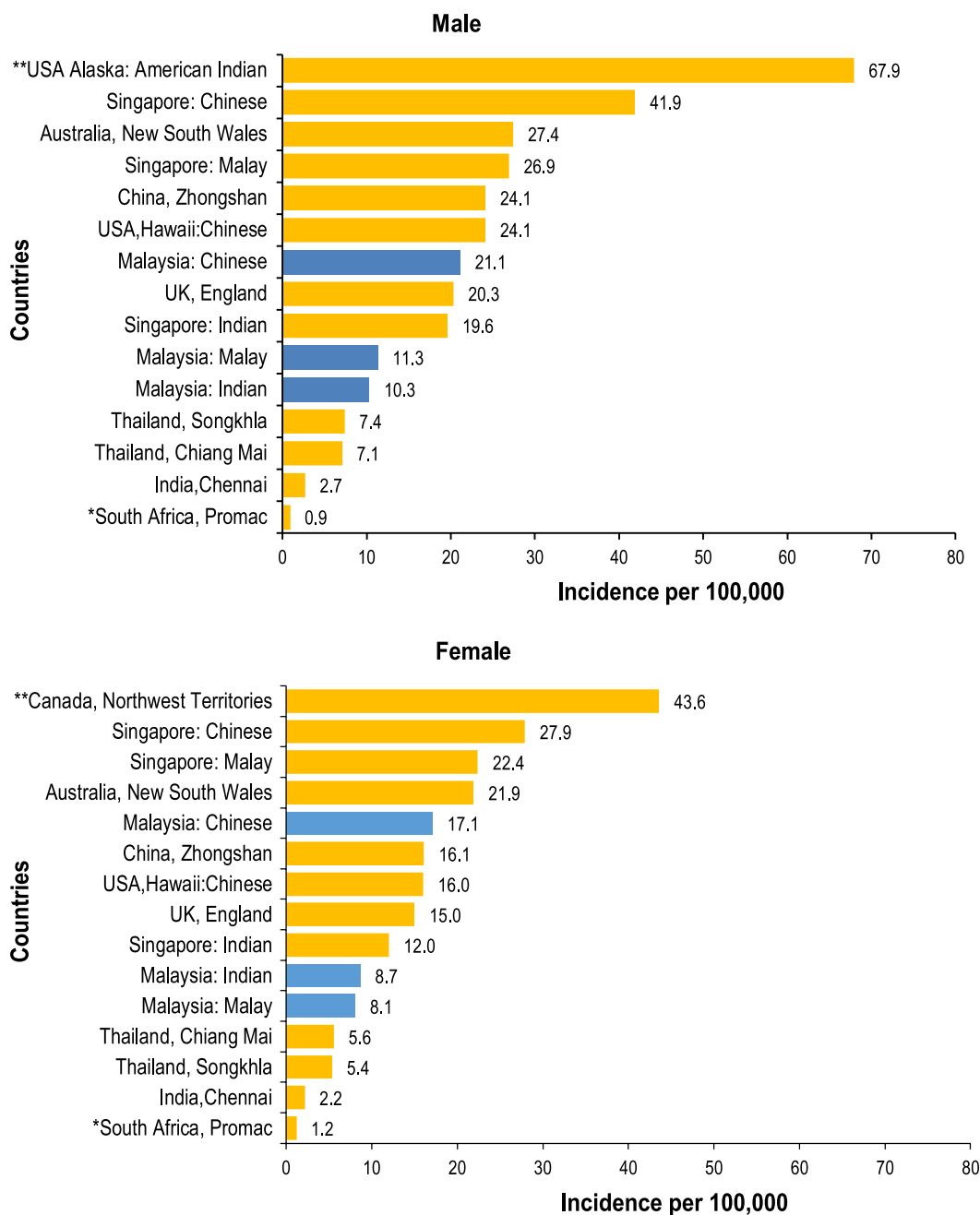


Figure 30: Colorectal: Age-standardised rate (ASR) by state and sex, Malaysia, 2007-2011



** The highest incidence from CI5, Volume X

*The lowest incidence from CI5, Volume X

NB: Singapore (2009-2013 report)

Figure 31: Colorectal: International comparisons by sex – Age-standardised rates



7.3 Trachea, Bronchus, Lung (ICD-10: C33-C34)

Lung cancer is the second most common cancer among males and fifth among females in Malaysia. The incidence increased with age and the peak of age-specific incidence rate was at the age of 70 and above.

The lifetime risk for males was 1 in 55. For Indian, Malay and Chinese, it was 1 in 103, 1 in 62 and 1 in 43, respectively. The lifetime risk for females was 1 in 135. For Indian it was 1 in 255, 1 in 185 for Malay and 1 in 97 for Chinese. The male to female ASR ratio was 2.4:1.

Most of lung cancer cases were detected at late stage (stage III and stage IV) for both sexes.

Table 29: Trachea, Bronchus, Lung: Number, Percentage, Crude Rate (CR), Cumulative Rate (CR74), Age-Standardised Rate (ASR) and Cumulative Risk (CumR) by sex, Malaysia, 2007-2011

Sex	No.	%	CR	CR74	ASR	(ASR 95%CL)	CumR
Male	7,415	69.9	11.3	1.8	14.4	(14.1, 14.8)	1.8
Female	3,193	30.1	5.0	0.7	6.0	(5.8, 6.2)	0.7
Both	10,608	100.0					

Table 30: Trachea, Bronchus, Lung: Incidence summary by ethnicity and sex, Malaysia, 2007-2011

Ethnic	Male					Female				
	No.	CR	CR74	ASR	CumR	No.	CR	CR74	ASR	CumR
Malay	3,094	8.8	1.6	12.6	1.6	1,187	3.4	0.5	4.4	0.5
Chinese	3,390	20.6	2.4	18.8	2.3	1,486	9.6	1.0	8.5	1.0
Indian	270	5.6	1.0	7.6	1.0	127	2.7	0.4	3.1	0.4

Table 31: Trachea, Bronchus, Lung: Incidence summary by year and sex, Malaysia, 2007-2011

Year	Male					Female				
	No.	CR	CR74	ASR	CumR	No.	CR	CR74	ASR	CumR
2007	1,474	11.6	2.0	15.5	2.0	596	4.8	0.8	6.1	0.8
2008	1,504	11.6	2.0	15.4	2.0	658	5.2	0.8	6.3	0.8
2009	1,499	11.4	1.9	14.5	1.8	649	5.1	0.8	6.0	0.8
2010	1,493	11.2	1.8	13.9	1.7	658	5.1	0.8	6.0	0.8
2011	1,445	10.6	1.7	13.0	1.7	632	4.8	0.6	5.4	0.6

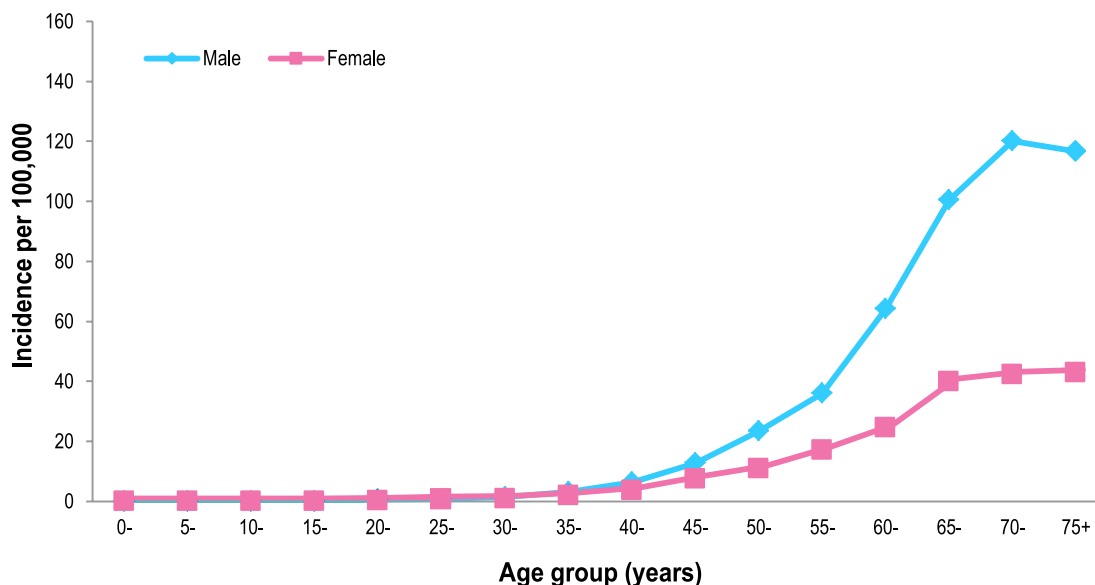


Figure 32: Trachea, Bronchus, Lung: Age-specific incidence rate by sex, Malaysia, 2007-2011




Figure 33: Trachea, Bronchus, Lung: Stage by sex

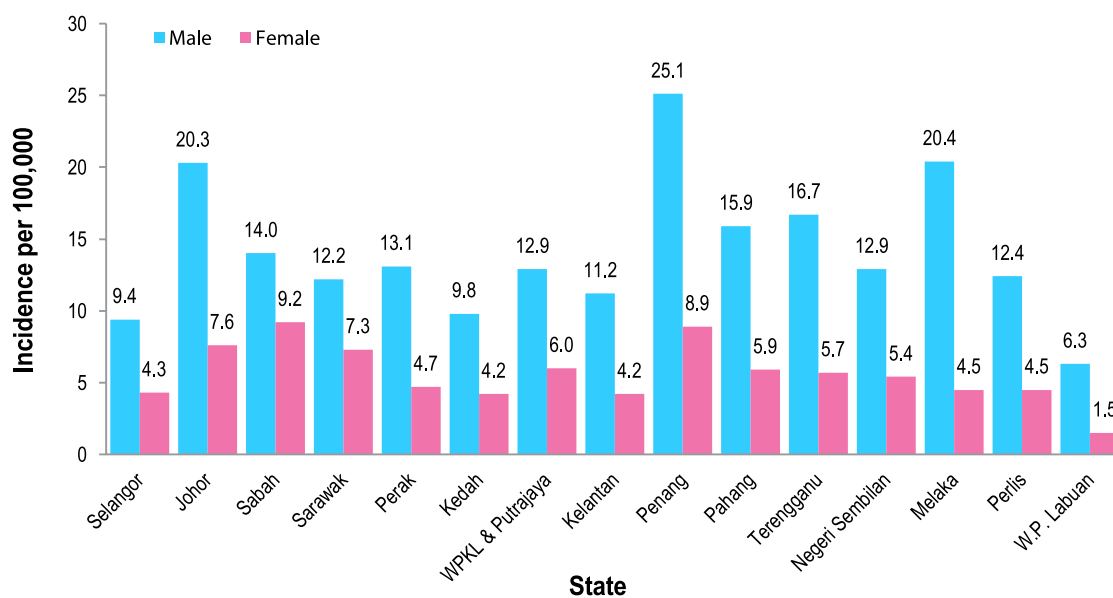
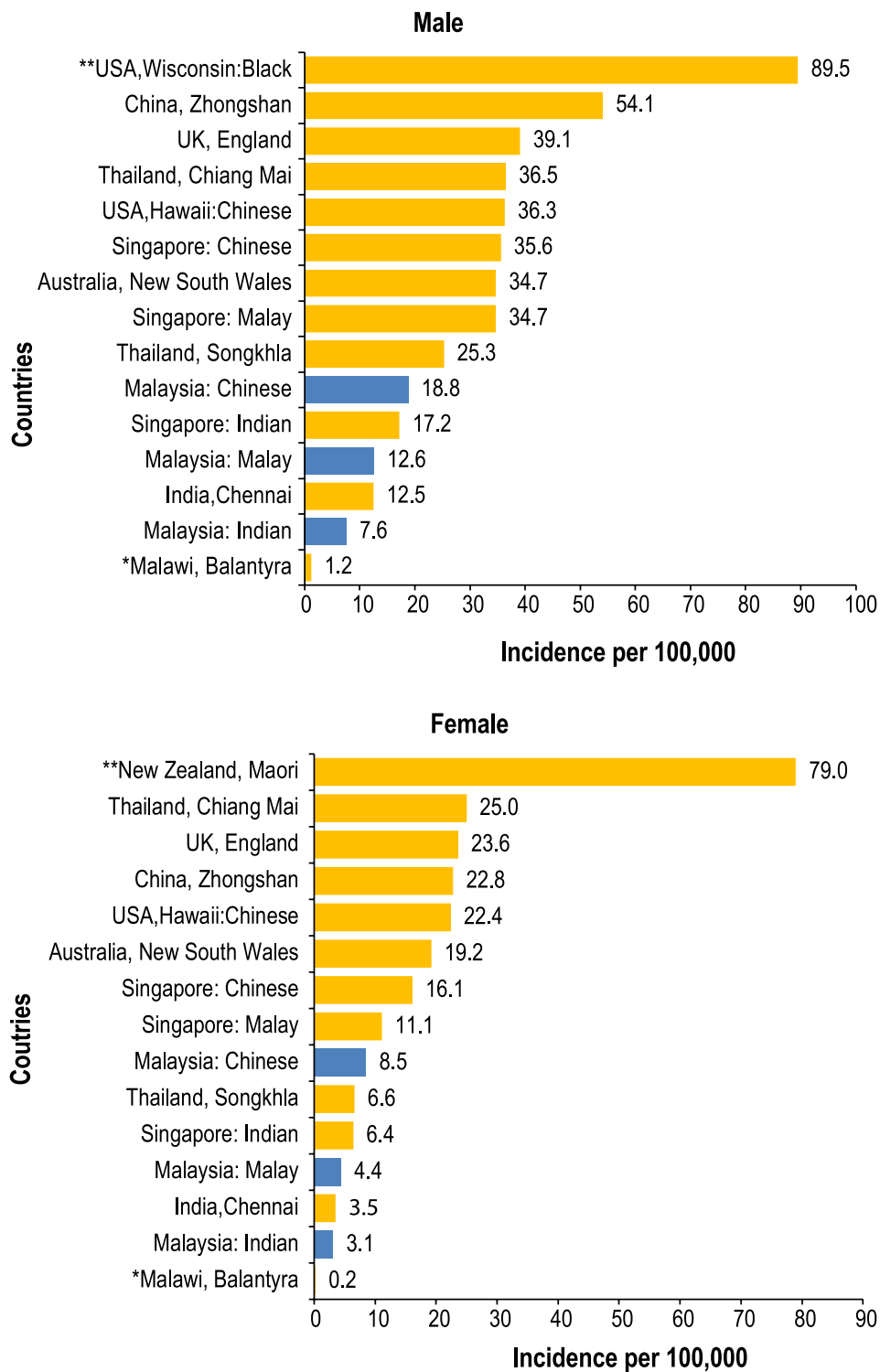


Figure 34: Trachea, Bronchus, Lung: Age-standardised rate (ASR) by state and sex, Malaysia, 2007-2011



** The highest incidence from CI5, Volume X

*The lowest incidence from CI5, Volume X

NB: Singapore (2009-2013 report)

Figure 35: Trachea, Bronchus, Lung: International comparisons – Age-standardised rates



7.4 Lymphoma (ICD10: C81-C85; C96)

Lymphoma ranked fourth in males and sixth in females. Malay males had the higher rate compared to Chinese and Indian.

The lifetime risk for males was 1 in 167; 1 in 229 for Indian, 1 in 177 for Chinese and 1 in 165 for Malay. The lifetime risk for females was 1 in 247; 1 in 285 for Indian, 1 in 253 for Malay and 1 in 248 for Chinese.

Table 32: Lymphoma: Number, Percentage, Crude Rate (CR), Cumulative Rate (CR74), Age-Standardised Rate (ASR) and Cumulative Risk (CumR) by sex, Malaysia, 2007-2011

Sex	No.	%	CR	CR74	ASR	(ASR 95%CL)	CumR
Male	3,171	59.0	4.8	0.6	5.5	(5.3, 5.7)	0.6
Female	2,203	41.0	3.5	0.4	3.8	(3.6, 3.9)	0.4
Both	5,374	100.0					

Table 33: Lymphoma: Incidence summary by ethnicity and sex, Malaysia, 2007-2011

Ethnic	Male					Female				
	No.	CR	CR74	ASR	CumR	No.	CR	CR74	ASR	CumR
Malay	1,639	4.6	0.6	5.6	0.6	1,142	3.3	0.4	3.7	0.4
Chinese	908	5.5	0.6	5.0	0.6	639	4.1	0.4	3.7	0.4
Indian	187	3.9	0.4	4.2	0.4	130	2.7	0.4	3.0	0.4

Table 34: Lymphoma: Incidence summary by year and sex, Malaysia, 2007-2011

Year	Male					Female				
	No.	CR	CR74	ASR	CumR	No.	CR	CR74	ASR	CumR
2007	532	4.2	0.5	4.9	0.5	358	2.9	0.3	3.3	0.3
2008	659	5.1	0.7	5.9	0.7	480	3.8	0.5	4.2	0.5
2009	664	5.1	0.6	5.7	0.6	431	3.4	0.4	3.7	0.4
2010	641	4.8	0.6	5.3	0.6	477	3.7	0.4	3.9	0.4
2011	675	4.9	0.6	5.5	0.6	457	3.5	0.4	3.6	0.4

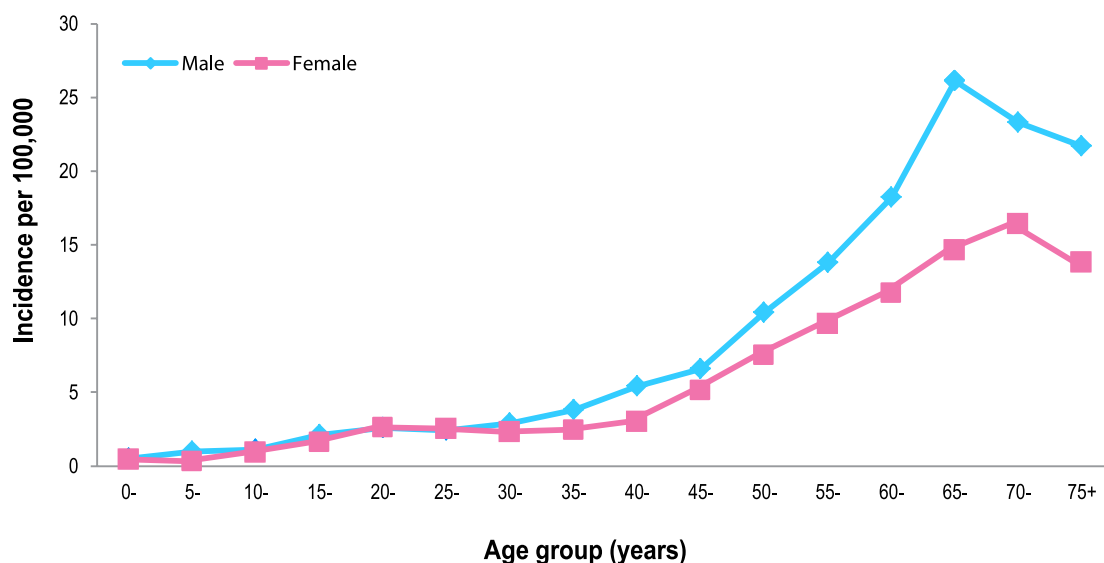


Figure 36: Lymphoma: Age-specific incidence rate by sex, Malaysia, 2007-2011




Figure 37: Lymphoma: Stage by sex

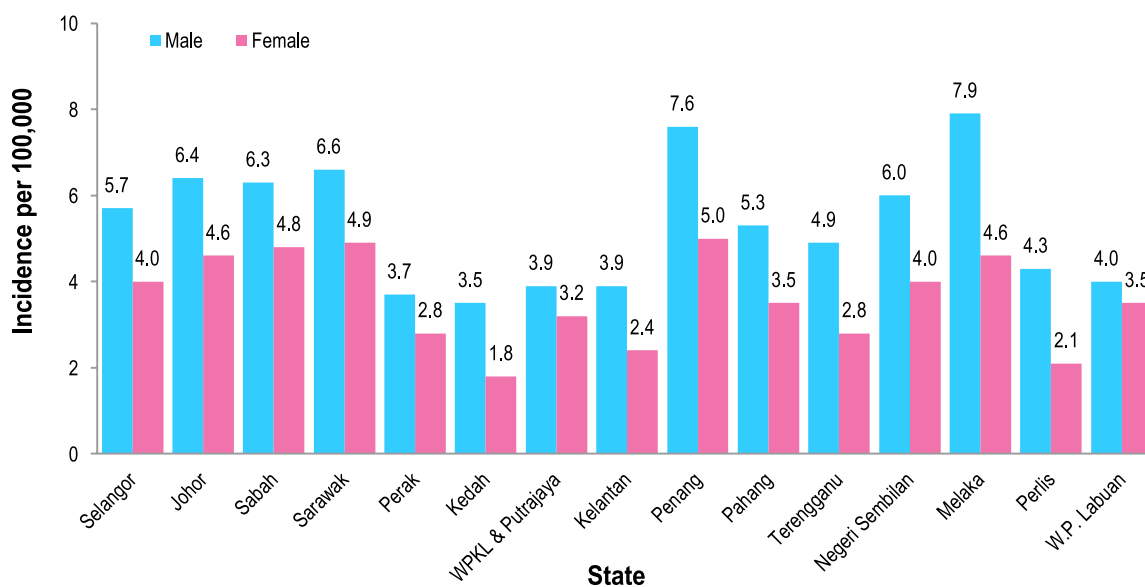


Figure 38: Lymphoma: Age-standardised rate (ASR) by state and sex, Malaysia, 2007-2011



7.5 Nasopharynx (ICD10:C11)

Nasopharynx was the fifth most common cancer in Malaysian population and third most common in males. The lifetime risk for males was 1 in 143 and for females was 1 in 417. The incidence in males increased at the age of 25 years old and peaked at the age of 65 years old.

Most of nasopharynx cancer cases in males were detected at stage III and IV (63.6%).

Table 35: Nasopharynx: Number, Percentage, Crude Rate (CR), Cumulative Rate (CR74), Age-Standardised Rate (ASR) and Cumulative Risk (CumR) by sex, Malaysia, 2007-2011

Sex	No.	%	CR	CR74	ASR	(ASR 95%CL)	CumR
Male	3,785	74.4	5.8	0.7	6.4	(6.1, 6.6)	0.7
Female	1,305	25.6	2.0	0.2	2.2	(2.1, 2.3)	0.2
Both	5,090	100.0					

Table 36: Nasopharynx: Incidence summary by ethnicity and sex, Malaysia, 2007-2011

Ethnic	Male					Female				
	No.	CR	CR74	ASR	CumR	No.	CR	CR74	ASR	CumR
Malay	959	2.7	0.4	3.3	0.4	401	1.2	0.1	1.3	0.1
Chinese	2,104	12.8	1.2	11.0	1.2	611	4.0	0.4	3.5	0.4
Indian	44	0.9	0.1	1.1	0.1	25	0.5	0.1	0.6	0.1

Table 37: Nasopharynx: Incidence summary by year and sex, Malaysia, 2007-2011

Year	Male					Female				
	No.	CR	CR74	ASR	CumR	No.	CR	CR74	ASR	CumR
2007	762	6.0	0.8	6.9	0.8	281	2.3	0.3	2.5	0.3
2008	857	6.6	0.8	7.4	0.8	264	2.1	0.3	2.3	0.3
2009	791	6.0	0.7	6.6	0.7	244	1.9	0.2	2.0	0.2
2010	689	5.2	0.6	5.6	0.6	268	2.1	0.2	2.2	0.2
2011	686	5.0	0.6	5.4	0.6	248	1.9	0.2	2.0	0.2

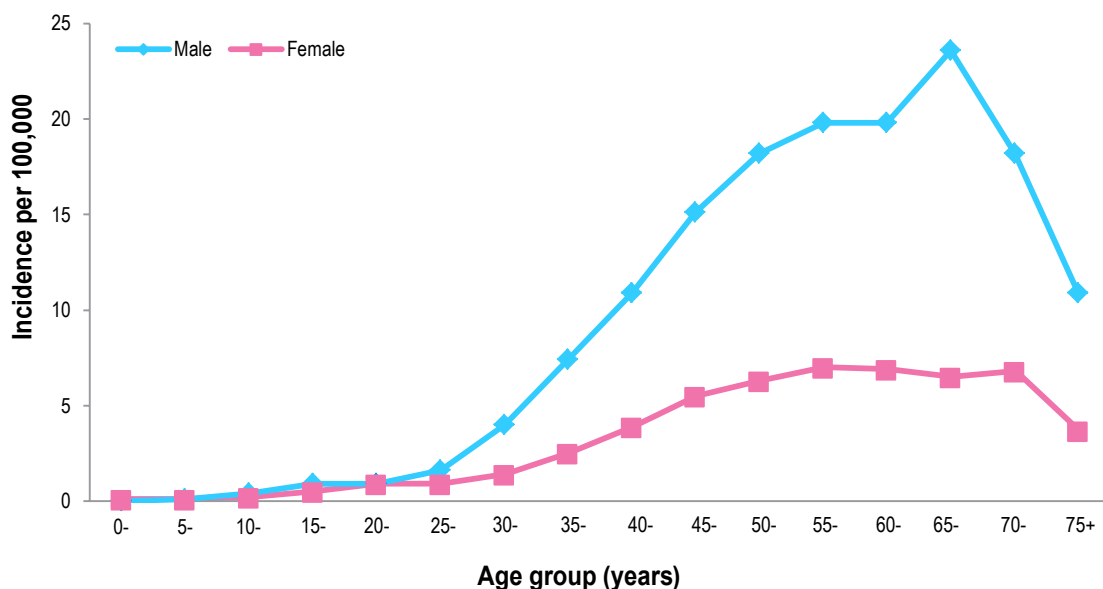


Figure 39: Nasopharynx: Age-specific incidence rate by sex, Malaysia, 2007-2011

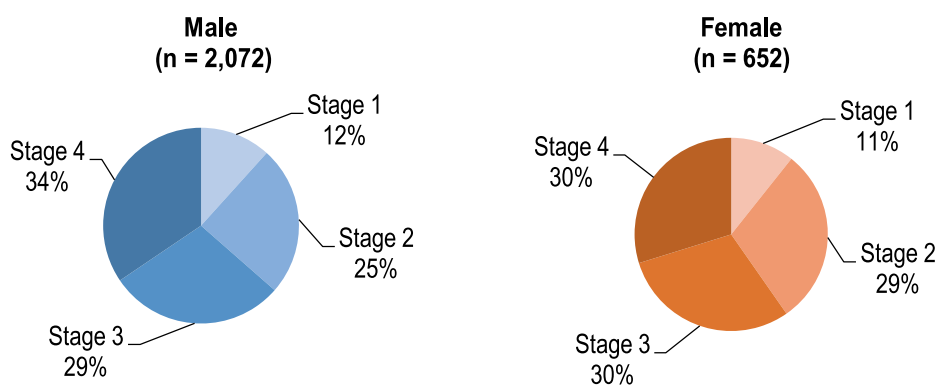


Figure 40: Nasopharynx: Stage by sex

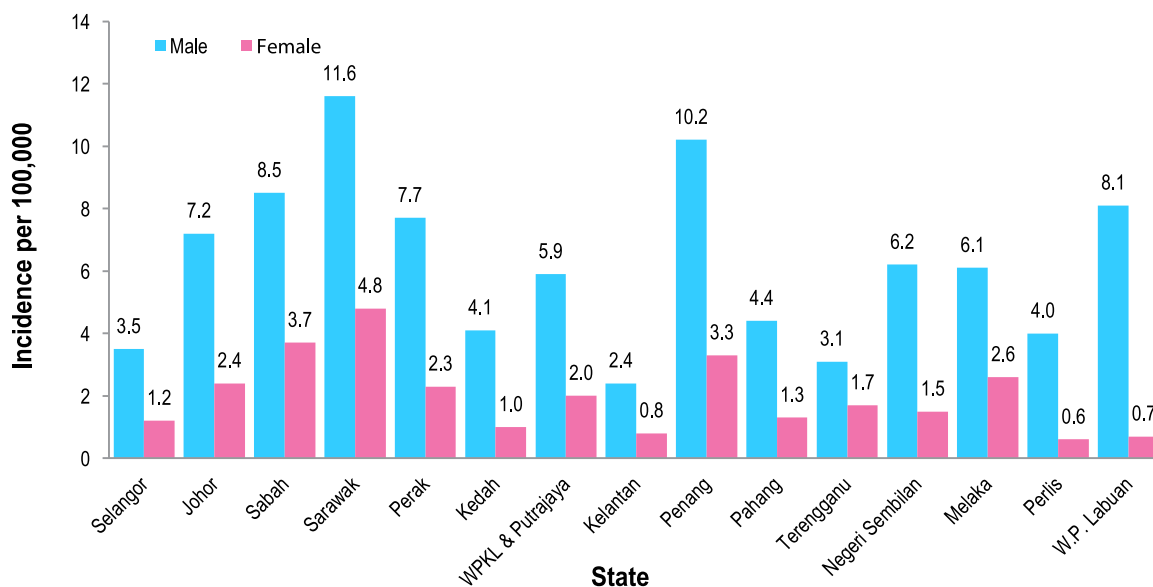
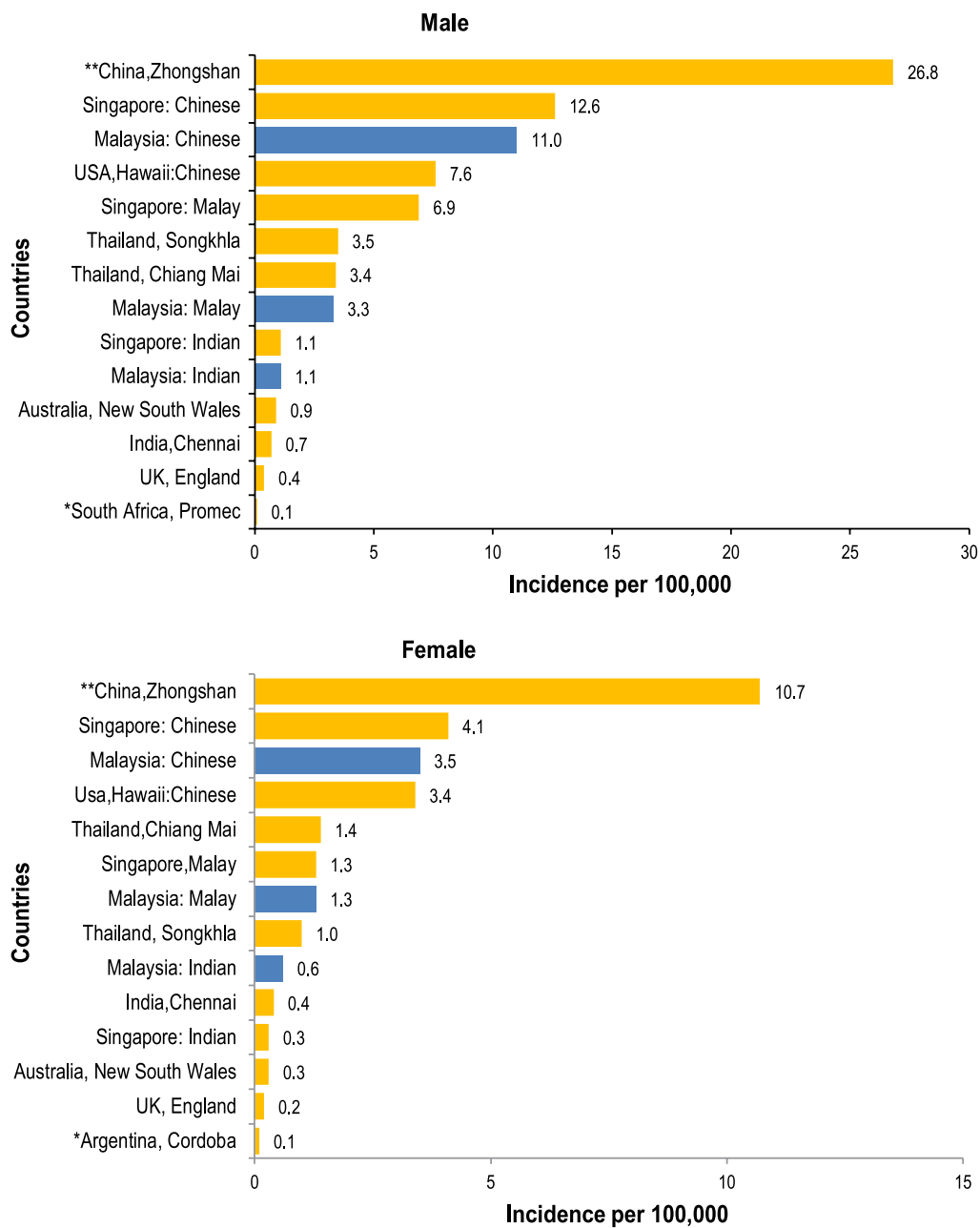


Figure 41: Nasopharynx: Age-standardised rate (ASR) by state and sex, Malaysia, 2007-2011



** The highest incidence from CI5, Volume X

* The lowest incidence from CI5, Volume X

Figure 42: Nasopharynx: International comparisons – Age-standardised rates



7.6 Leukaemia (ICD-10: C91-C95)

Leukaemia is the sixth most common cancer in Malaysian population and seventh most common in males and eighth most common in females. It is the most common cancer among 0-14 years old. Malay had the highest rate followed by Chinese and Indian in both sexes. The lifetime risk for males was 1 in 275 and for females was 1 in 348.

Table 38: Leukaemia: Number, Percentage, Crude Rate (CR), Cumulative Rate (CR74), Age-Standardised Rate (ASR) and Cumulative Risk (CumR) by sex, Malaysia, 2007-2011

Sex	No.	%	CR	CR74	ASR	(ASR 95%CL)	CumR
Male	2,549	55.7	3.9	0.4	4.2	(4.0, 4.4)	0.4
Female	2,024	44.3	3.2	0.3	3.4	(3.2, 3.5)	0.3
Both	4,573	100.0					

Table 39: Leukaemia: Incidence summary by ethnicity and sex, Malaysia, 2007-2011

Ethnic	Male					Female				
	No.	CR	CR74	ASR	CumR	No.	CR	CR74	ASR	CumR
Malay	1,419	4.0	0.4	4.4	0.4	1,119	3.2	0.3	3.5	0.3
Chinese	657	4.0	0.4	4.0	0.3	527	3.4	0.3	3.4	0.3
Indian	171	3.6	0.3	3.8	0.3	137	2.9	0.3	3.0	0.3

Table 40: Leukaemia: Incidence summary by year and sex, Malaysia, 2007-2011

Year	Male					Female				
	No.	CR	CR74	ASR	CumR	No.	CR	CR74	ASR	CumR
2007	484	3.8	0.4	4.1	0.4	374	3.0	0.3	3.2	0.3
2008	525	4.1	0.4	4.4	0.4	421	3.3	0.3	3.6	0.3
2009	554	4.2	0.4	4.5	0.4	431	3.4	0.3	3.6	0.3
2010	517	3.9	0.4	4.2	0.4	428	3.3	0.3	3.5	0.3
2011	469	3.4	0.3	3.7	0.3	370	2.8	0.3	3.0	0.3

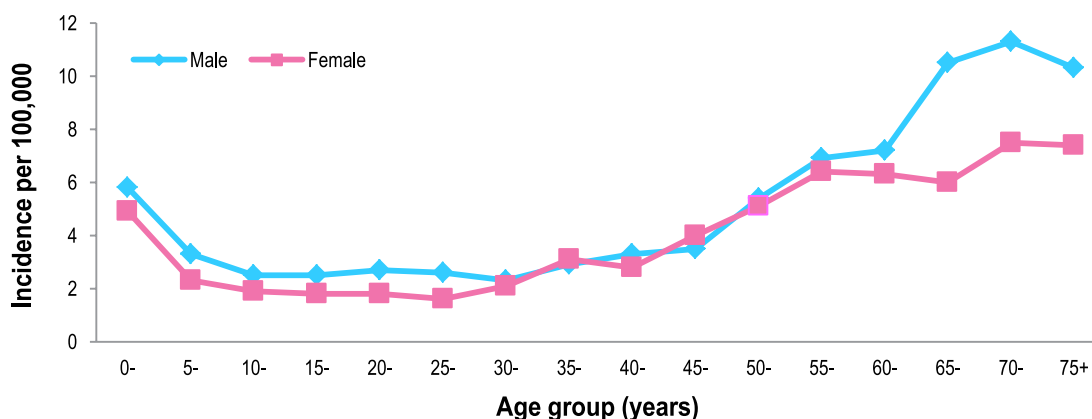


Figure 43: Leukaemia: Age-specific incidence rate by sex, Malaysia, 2007-2011

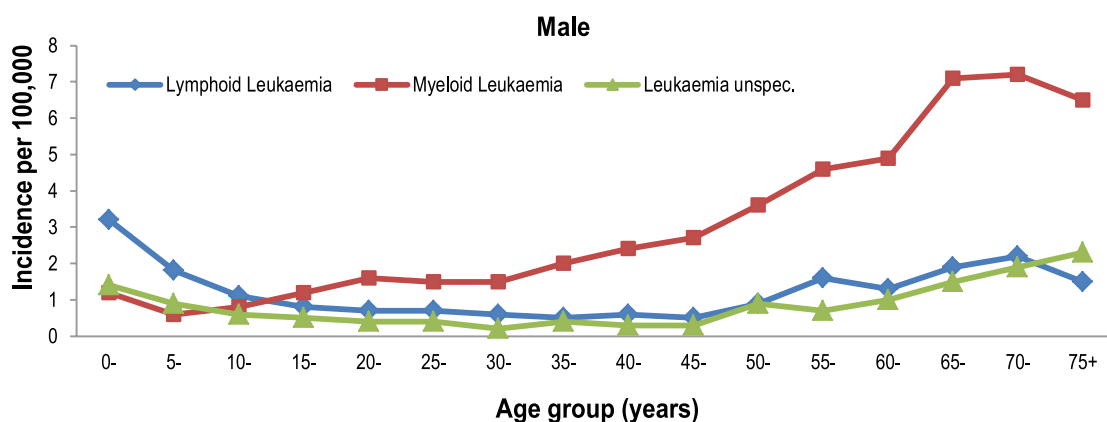


Figure 44: Leukaemia types: Age-specific incidence rate, males, Malaysia, 2007-2011

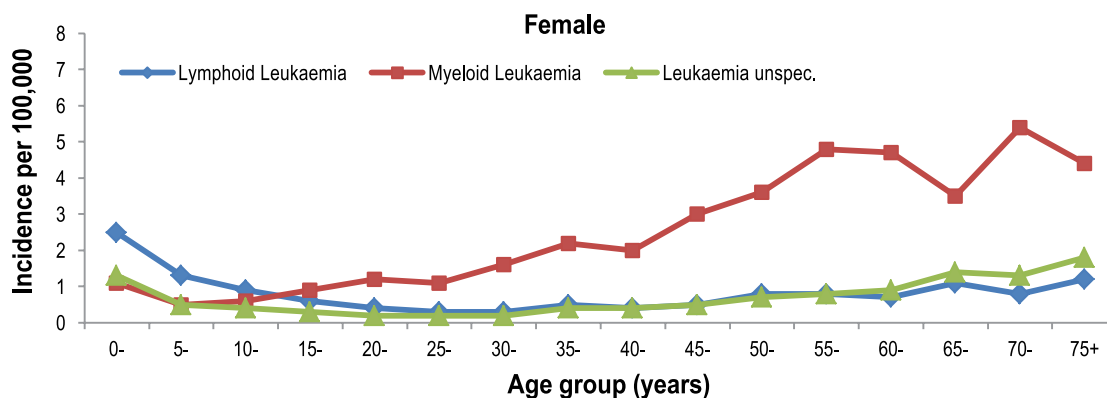


Figure 45: Leukaemia types: Age-specific incidence rate, females, Malaysia, 2007-2011

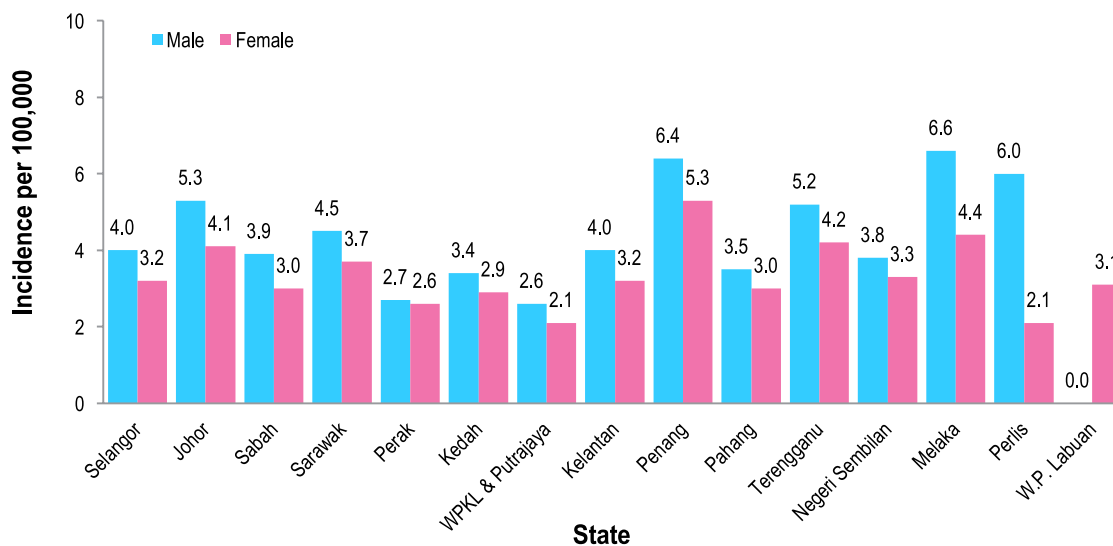
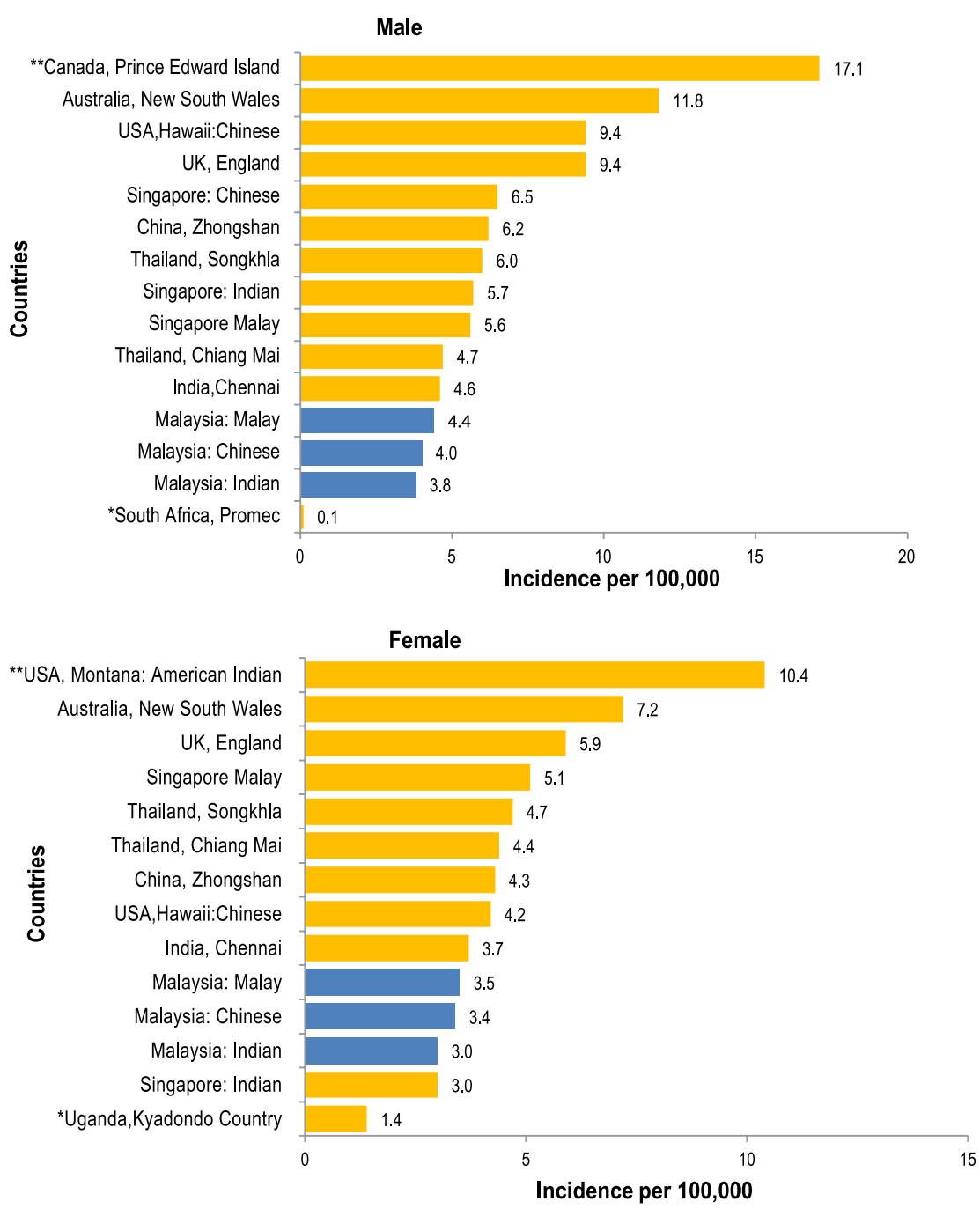


Figure 46: Leukaemia: Age-standardised rate (ASR) by state and sex, Malaysia, 2007-2011



** The highest incidence from CI5, Volume X * The lowest incidence from CI5, Volume X

Figure 47: Leukaemia: International comparisons – Age-standardised rates



7.7 Cervix Uteri (ICD-10:C53)

Cancer of the cervix uteri was the third most common cancer in females. The lifetime risk was 1 in 116. Chinese had higher incidence rate followed by Indian and Malay. The cumulative risk (CumR) for Chinese was 1.2, Indian 0.9 and Malay 0.6. The incidence rate over the five years was found to have decreased from 8.4 to 6.5.

Almost 60% of cervix uteri cancer cases were detected at stage I and II.

Table 41: Cervix Uteri: Number, Crude Rate (CR), Cumulative Rate (CR74), Age-Standardised Rate (ASR) and Cumulative Risk (CumR), Malaysia, 2007-2011

Sex	No.	CR	CR74	ASR	(ASR 95%CL)	CumR
Female	4,352	6.8	0.9	7.6	(7.3, 7.8)	0.9

Table 42: Cervix Uteri: Incidence summary by ethnicity, Malaysia, 2007-2011

Ethnic	No.	CR	CR74	ASR	CumR
Malay	1,502	4.3	0.6	5.1	0.6
Chinese	1,732	11.2	1.2	9.8	1.2
Indian	327	6.9	0.9	7.6	0.9

Table 43: Cervix Uteri: Incidence summary by year, Malaysia, 2007-2011

Year	No.	CR	CR74	ASR	CumR
2007	895	7.3	0.9	8.3	0.9
2008	937	7.4	1.0	8.4	0.9
2009	884	6.9	0.9	7.6	0.9
2010	841	6.5	0.8	7.1	0.8
2011	795	6.1	0.7	6.5	0.7

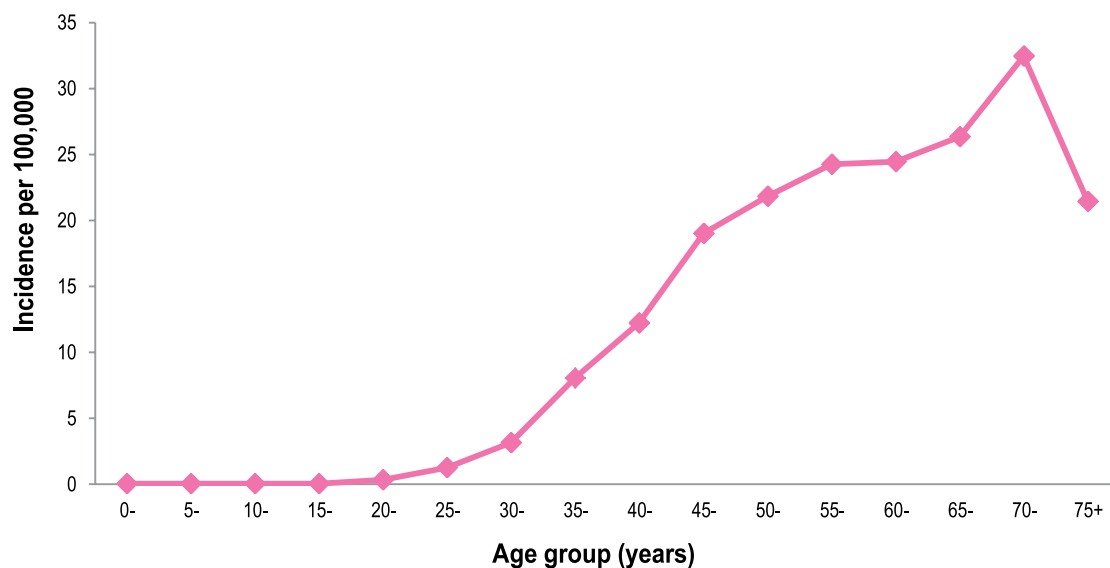


Figure 48: Cervix Uteri: Age-specific incidence rate, Malaysia, 2007-2011

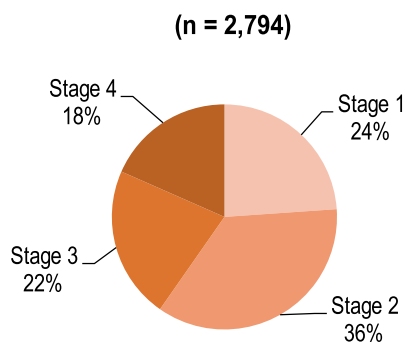


Figure 49: Cervix Uteri: Stage

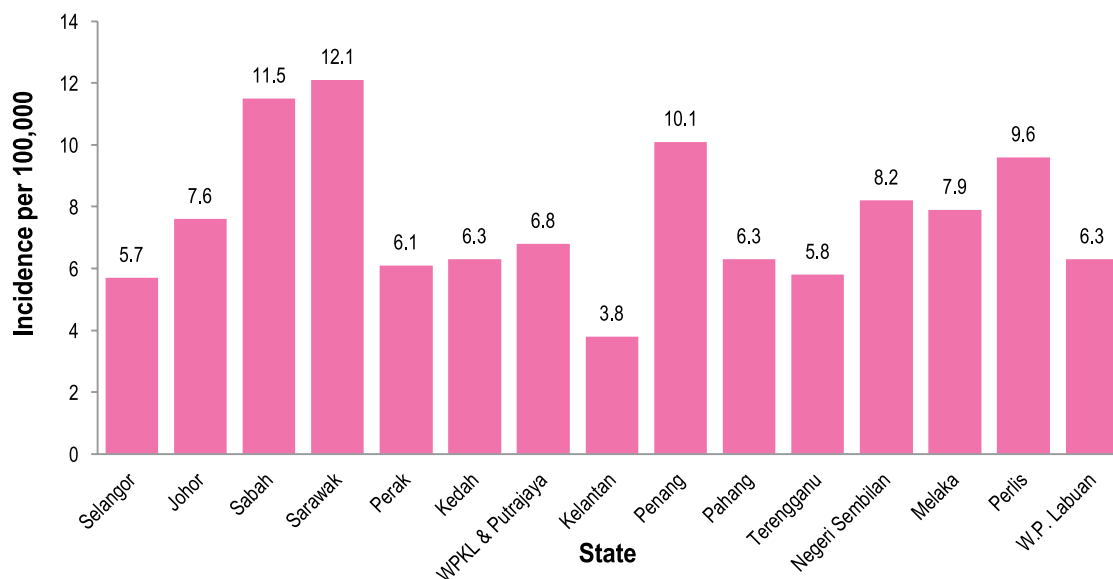
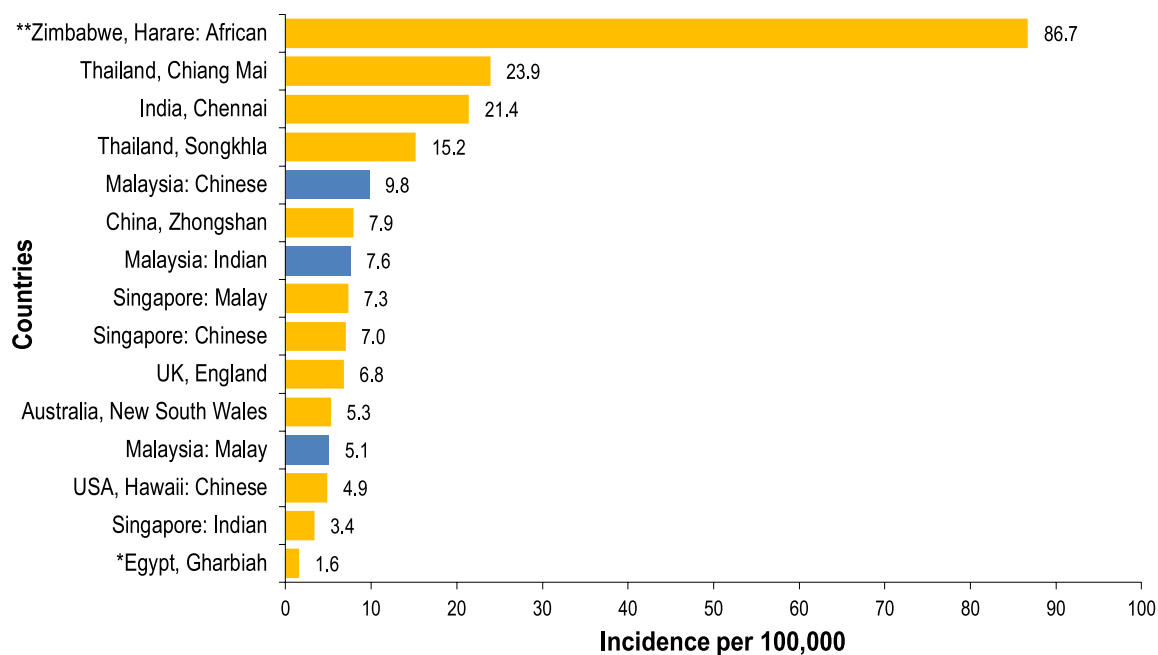


Figure 50: Cervix Uteri: Age-standardised rate (ASR) by state, Malaysia, 2007-2011



** The highest incidence from CI5, Volume X

*The lowest incidence from CI5, Volume X

NB: Singapore (2009-2013 report)

Figure 51: Cervix Uteri: International comparisons – Age-standardised rates



7.8 Liver (ICD-10:C22)

Liver cancer is the eighth most common cancer among Malaysian population and sixth most common cancer among males. The incidence of liver cancer increased with age and higher in males compared to females. Chinese were found to have higher incidence rate compared to Malay and Indian. The lifetime risk was 1 in 144 for males and 1 in 418 for females.

Most of liver cancer cases were detected at late stage (stage III and stage IV) for both sexes.

Table 44: Liver: Number, Percentage, Crude Rate (CR), Cumulative Rate (CR74), Age-Standardised Rate (ASR) and Cumulative Risk (CumR) by sex, Malaysia, 2007-2011

Sex	No.	%	CR	CR74	ASR	(ASR 95%CL)	CumR
Male	3,054	74.0	4.7	0.7	5.6	(5.4, 5.8)	0.7
Female	1,074	26.0	1.7	0.2	2.0	(1.9, 2.1)	0.2
Both	4,128	100.0					

Table 45: Liver: Incidence summary by ethnicity and sex, Malaysia, 2007-2011

Ethnic	Male					Female				
	No.	CR	CR74	ASR	CumR	No.	CR	CR74	ASR	CumR
Malay	1,195	3.4	0.5	4.5	0.5	477	1.4	0.2	1.7	0.2
Chinese	1,416	8.6	0.9	7.7	0.9	411	2.7	0.3	2.3	0.3
Indian	114	2.4	0.4	3.1	0.4	58	1.2	0.2	1.5	0.2

Table 46: Liver: Incidence summary by year and sex, Malaysia, 2007-2011

Year	Male					Female				
	No.	CR	CR74	ASR	CumR	No.	CR	CR74	ASR	CumR
2007	544	4.3	0.7	5.5	0.7	201	1.6	0.2	2.0	0.2
2008	570	4.4	0.7	5.5	0.7	218	1.7	0.3	2.1	0.3
2009	658	5.0	0.7	6.1	0.7	219	1.7	0.3	2.1	0.3
2010	692	5.2	0.7	6.1	0.7	207	1.6	0.2	1.8	0.2
2011	590	4.3	0.6	5.1	0.6	229	1.7	0.2	2.0	0.2

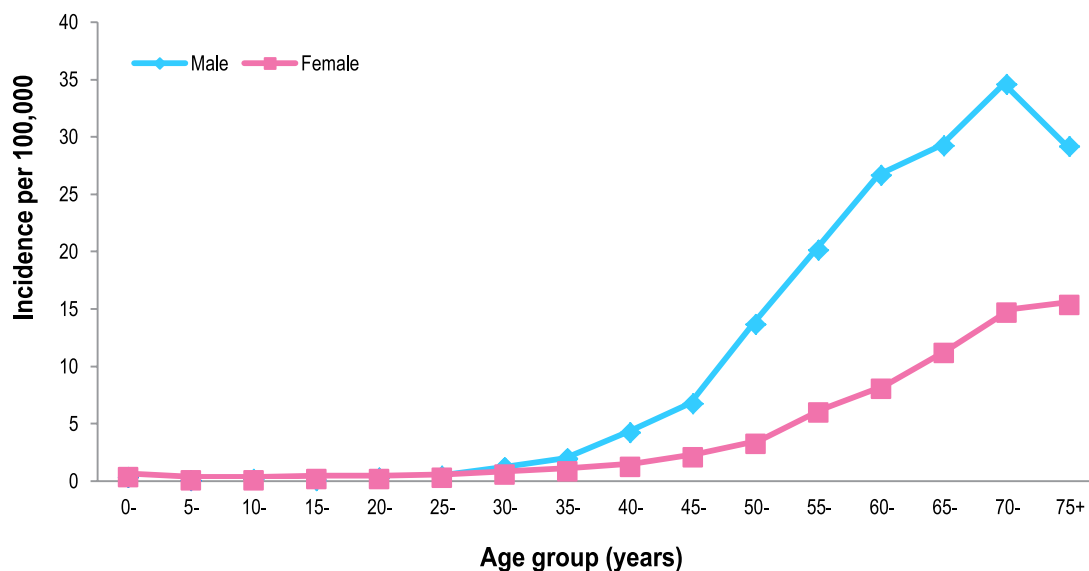


Figure 52: Liver: Age-specific incidence rate by sex, Malaysia, 2007-2011

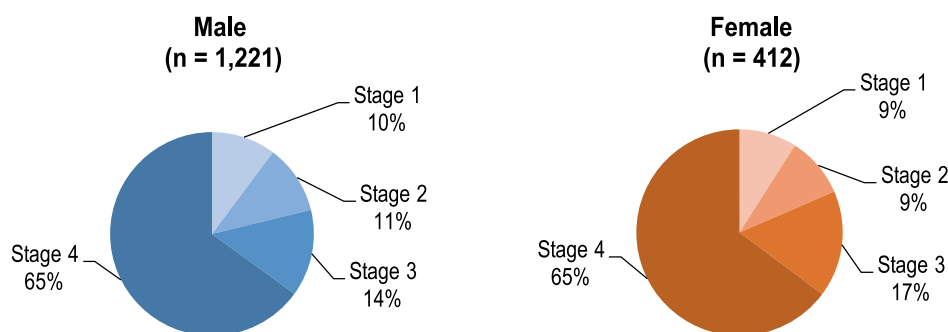


Figure 53: Liver: Stage by sex

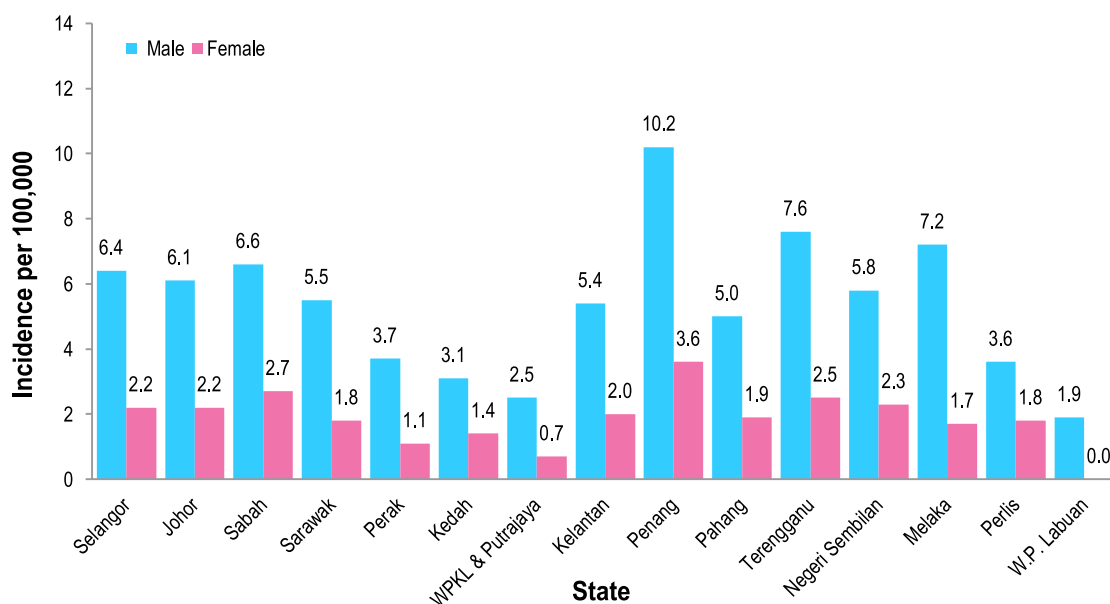
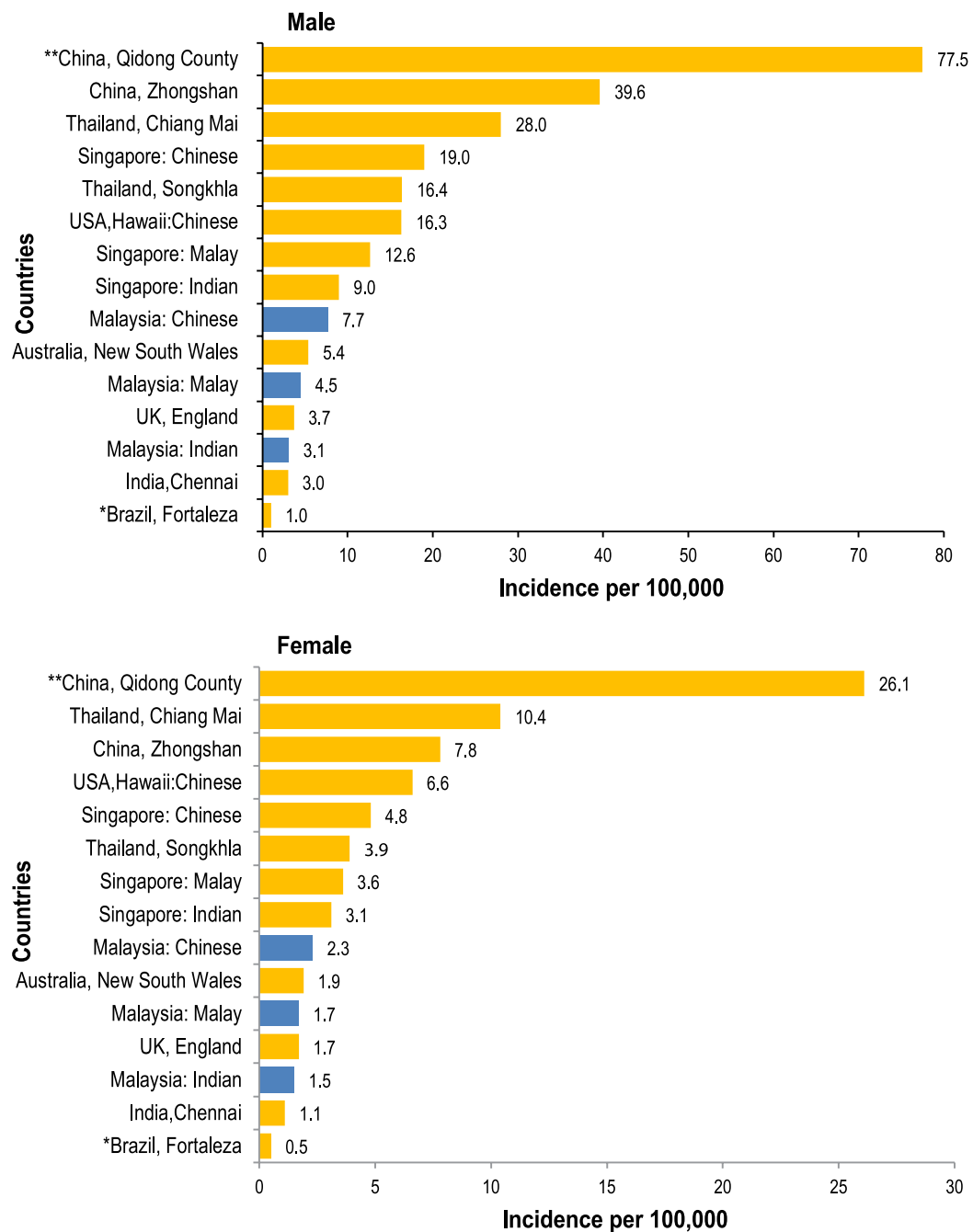


Figure 54: Liver: Age-standardised rate (ASR) by state and sex, Malaysia, 2007-2011



** The highest incidence from CI5, Volume X

* The lowest incidence from CI5, Volume X

Figure 55: Liver: International comparisons – Age-standardised rates

7.9 Ovary (ICD10: C56)

Ovary cancer was ninth most common cancer in all residents and fourth in female. The incidence was highest among Chinese followed by Indian and Malay. The lifetime risk was 1 in 158. For Chinese 1 in 147, Indian 1 in 153 and Malay 1 in 159. Forty four per cent of ovary cancer cases were detected at stage I and II.

Table 47: Ovary: Number, Crude Rate (CR), Cumulative Rate (CR74), Age-Standardised Rate (ASR) and Cumulative Risk (CumR), Malaysia, 2007-2011

Sex	No.	CR	CR74	ASR	(ASR 95%CL)	CumR
Female	3,472	5.4	0.6	5.9	(5.7, 6.1)	0.6

Table 48: Ovary: Incidence summary by ethnicity, Malaysia, 2007-2011

Ethnic	No.	CR	CR74	ASR	CumR
Malay	1,754	5.0	0.6	5.8	0.6
Chinese	1,107	7.2	0.7	6.3	0.7
Indian	277	5.8	0.7	6.1	0.7

Table 49: Ovary: Incidence summary by year, Malaysia, 2007-2011

Year	No.	CR	CR74	ASR	CumR
2007	709	5.7	0.7	6.4	0.7
2008	615	4.9	0.6	5.4	0.6
2009	739	5.8	0.7	6.3	0.7
2010	695	5.4	0.6	5.7	0.6
2011	714	5.4	0.6	5.7	0.6

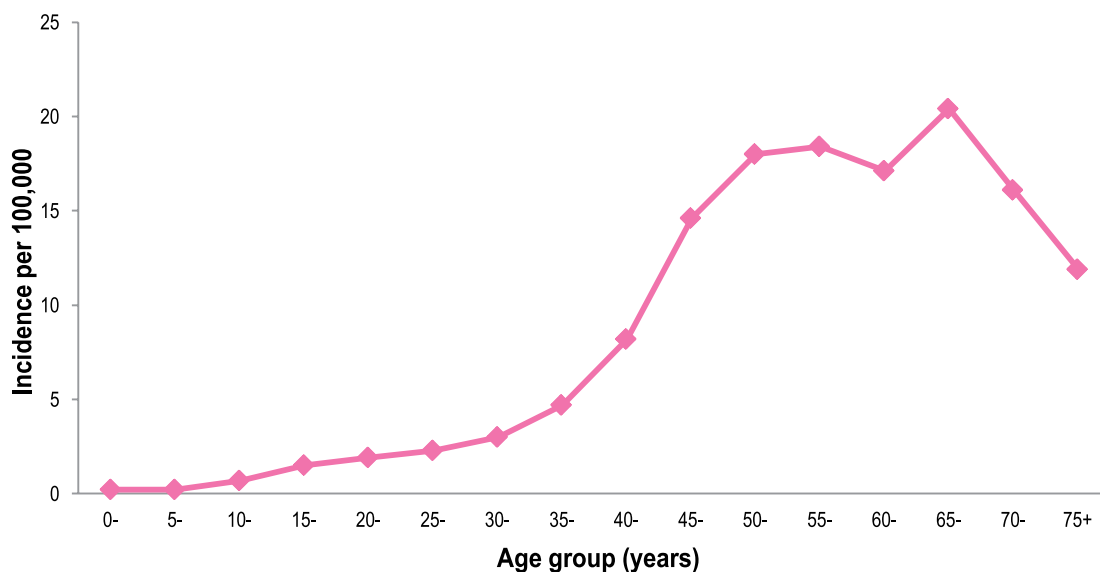


Figure 56: Ovary: Age-specific incidence rate, Malaysia, 2007-2011

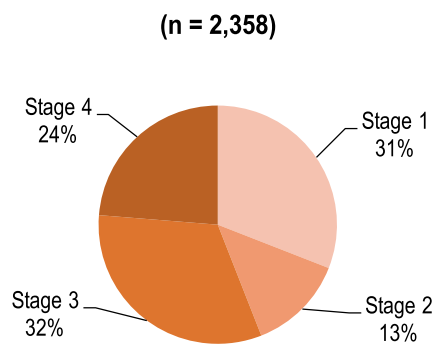


Figure 57: Ovary: Stage

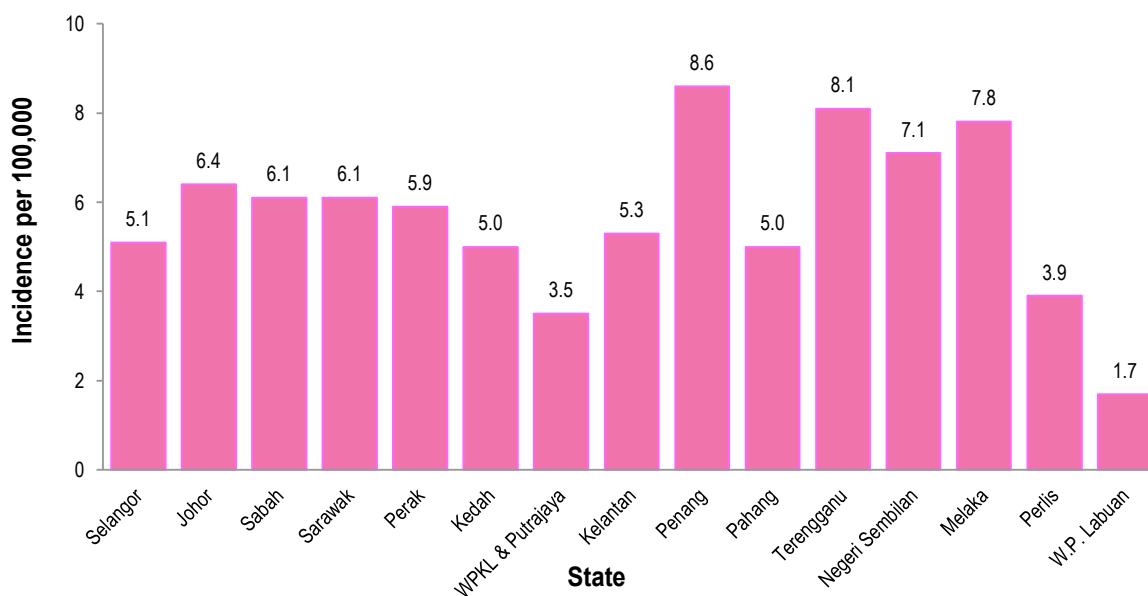
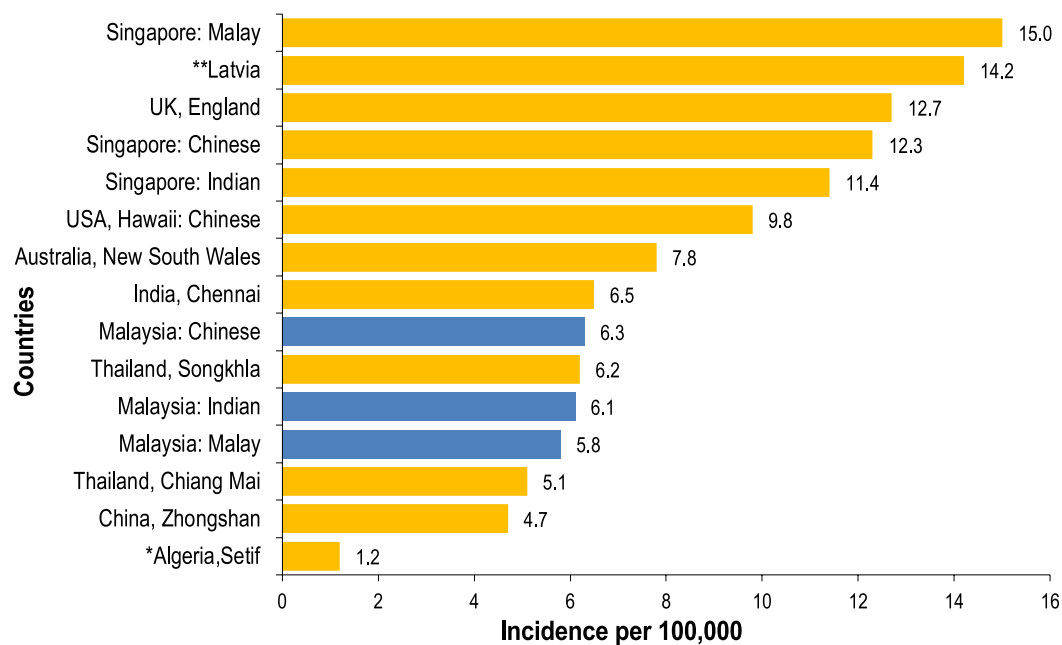


Figure 58: Ovary: Age-standardised rate (ASR) by state, Malaysia, 2007-2011



** The highest incidence from CI5, Volume X

*The lowest incidence from CI5, Volume

NB: Singapore (2009-2013 report)

Figure 59: Ovary: International comparisons – Age-standardised rates



7.10 Stomach (ICD10: C16)

Cancer of the stomach was eighth most common cancer in males and tenth in females. The incidence of stomach cancer increased with age. The incidence was highest among Chinese followed by Indian and Malay for both sexes.

The lifetime risk for males was 1 in 215 and for females was 1 in 326. For males, it was 1 in 156 for Chinese and Indian, and 1 in 489 for Malay. For females, it was 1 in 223 for Chinese, 1 in 268 for Indian and 1 in 733 for Malay.

Most of stomach cancer cases were detected at late stage (stage III and stage IV) for both sexes.

Table 50: Stomach: Number, Percentage, Crude Rate (CR), Cumulative Rate (CR74), Age-Standardised Rate (ASR) and Cumulative Risk (CumR) by sex, Malaysia, 2007-2011

Sex	No.	%	CR	CR74	ASR	(ASR 95%CL)	CumR
Male	2,014	58.2	3.1	0.5	3.9	(3.7, 4.1)	0.5
Female	1,447	41.8	2.3	0.3	2.6	(2.5, 2.8)	0.3
Both	3,461	100.0					

Table 51: Stomach: Incidence summary by ethnicity and sex, Malaysia, 2007-2011

Ethnic	Male					Female				
	No.	CR	CR74	ASR	CumR	No.	CR	CR74	ASR	CumR
Malay	429	1.2	0.2	1.7	0.2	312	0.9	0.1	1.1	0.1
Chinese	1,001	6.1	0.6	5.6	0.6	725	4.7	0.4	4.1	0.4
Indian	187	3.9	0.6	5.2	0.6	137	2.9	0.4	3.2	0.4

Table 52: Stomach: Incidence summary by year and sex, Malaysia, 2007-2011

Year	Male					Female				
	No.	CR	CR74	ASR	CumR	No.	CR	CR74	ASR	CumR
2007	373	2.9	0.5	3.9	0.5	306	2.5	0.4	3.0	0.4
2008	388	3.0	0.5	3.9	0.5	291	2.3	0.3	2.7	0.3
2009	418	3.2	0.5	4.0	0.5	278	2.2	0.3	2.5	0.3
2010	411	3.1	0.5	3.8	0.5	319	2.5	0.3	2.8	0.3
2011	424	3.1	0.4	3.7	0.4	253	1.9	0.2	2.1	0.2

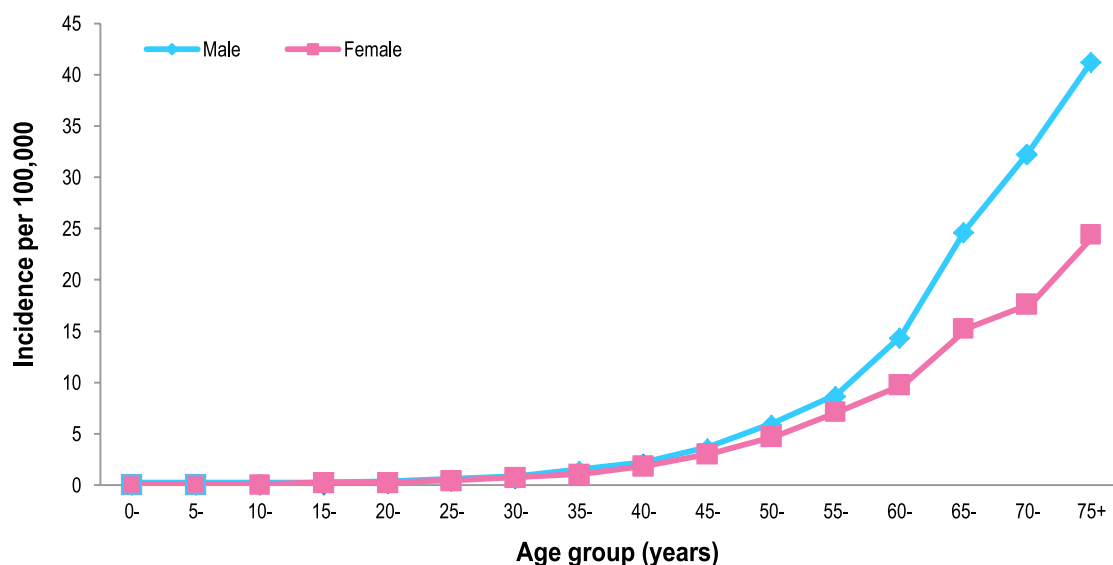


Figure 60: Stomach: Age-specific incidence rate by sex, Malaysia, 2007-2011

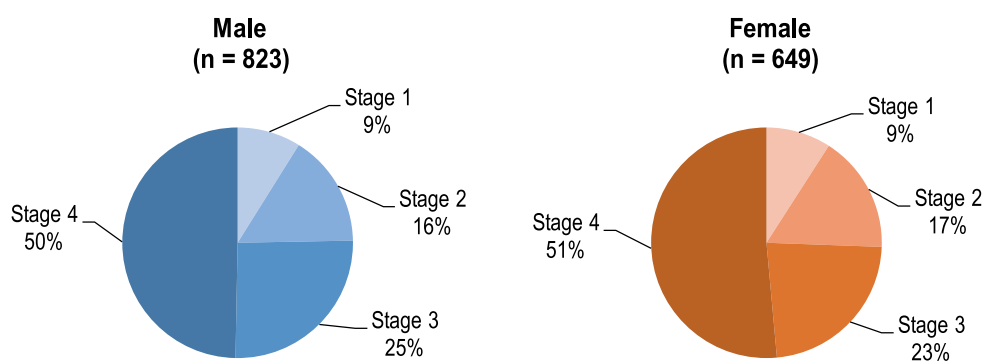


Figure 61: Stomach: Stage by sex

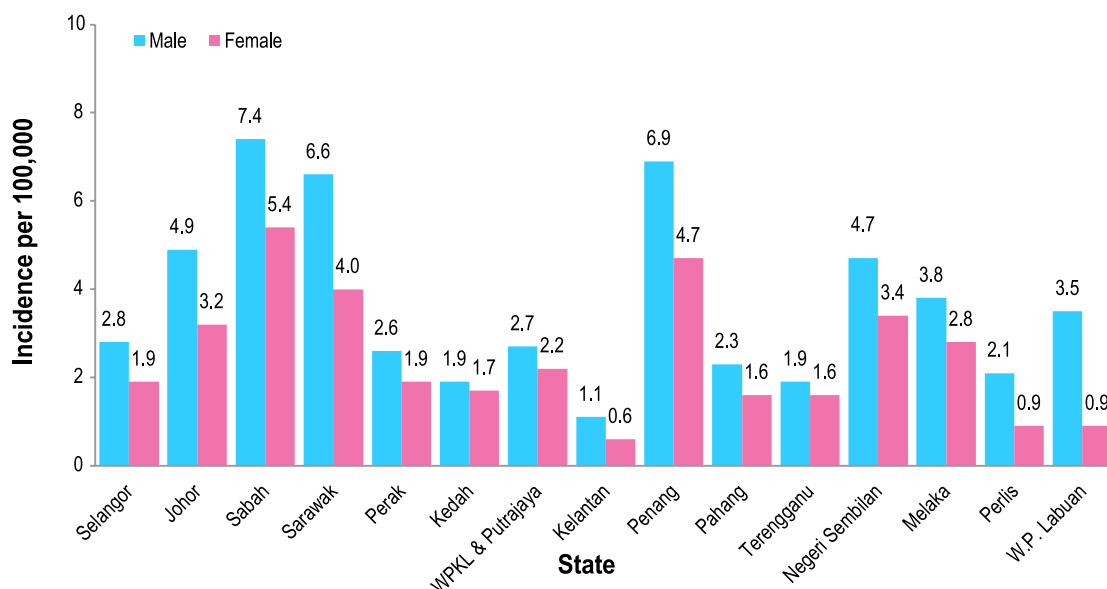
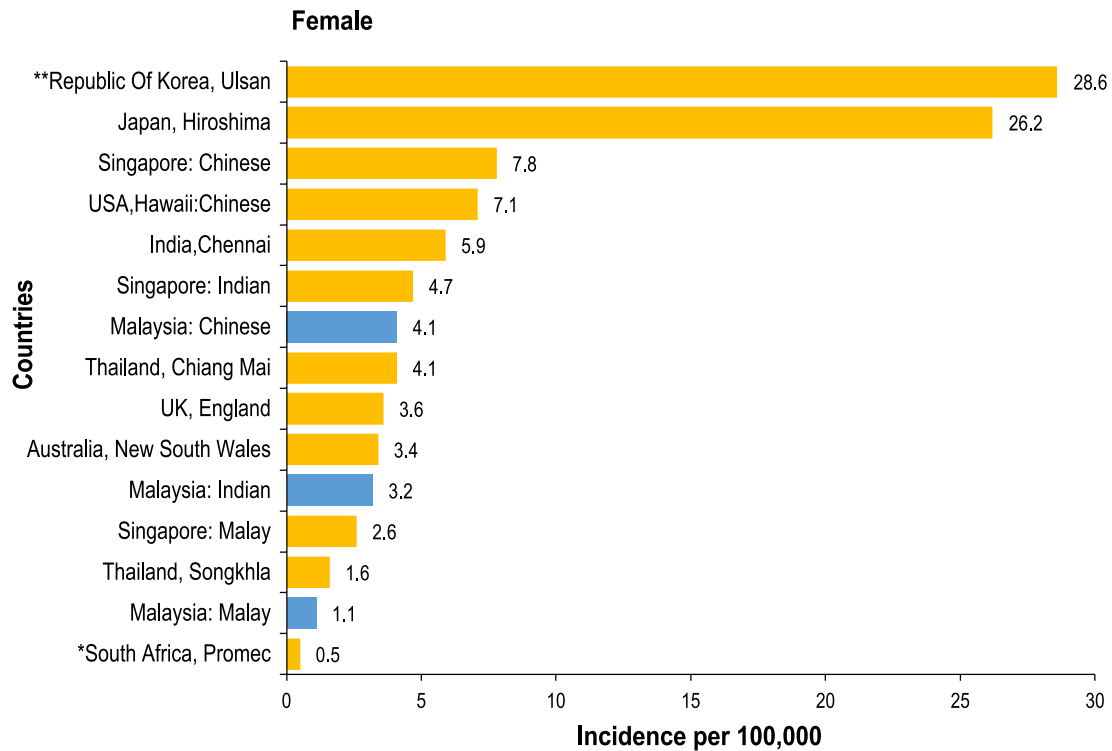
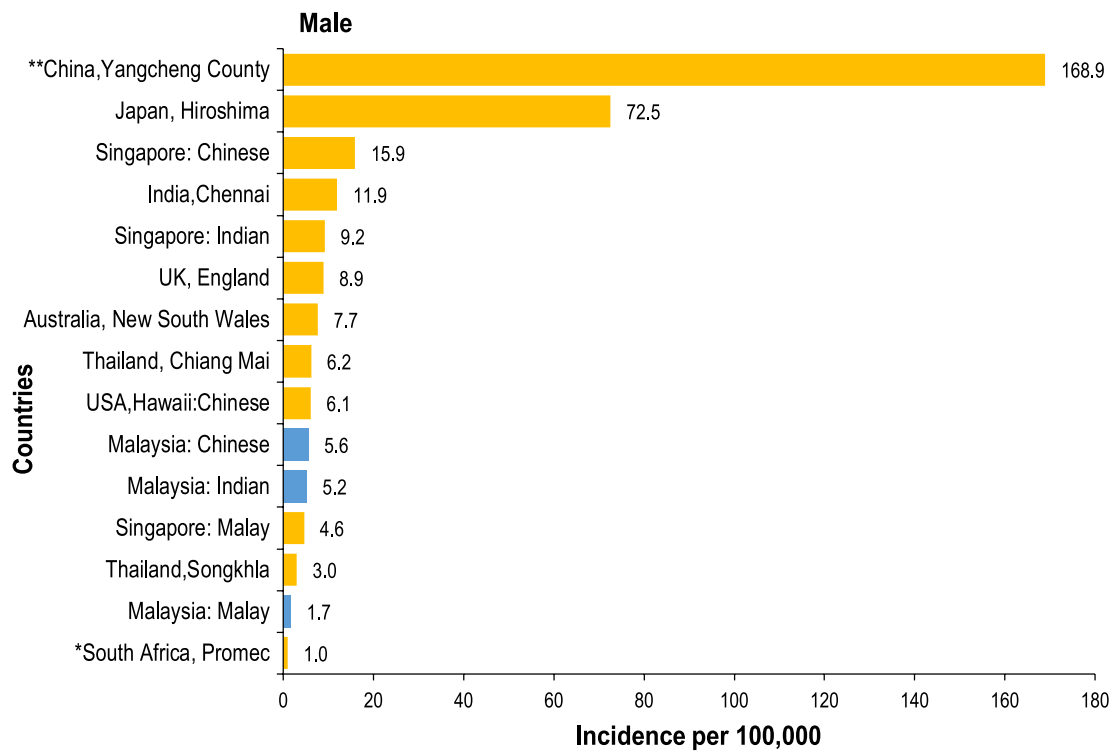


Figure 62: Stomach: Age-standardised rate (ASR) by state and sex, Malaysia, 2007-2011



** The highest incidence from CI5, Volume X

* The lowest incidence from CI5, Volume X

Figure 63: Stomach: International comparisons – Age-standardised rates



7.11 Prostate (ICD10: C61)

Prostate cancer was fifth in male and eleventh most common cancer in all residents. The incidence of prostate cancer increased with age. The incidence was highest among Chinese followed by Indian and Malay. The lifetime risk was 1 in 117. It was 1 in 86 for Chinese, 1 in 124 for Indian and 1 in 146 for Malay. The percentage of prostate cancer detected at stage I and II was 40%.

Table 53: Prostate: Number, Crude Rate (CR), Cumulative Rate (CR74), Age-Standardised Rate (ASR) and Cumulative Risk (CumR), Malaysia, 2007-2011

Sex	No.	CR	CR74	ASR	(ASR 95%CL)	CumR
Male	3,132	4.8	0.9	6.6	(6.3, 6.8)	0.9

Table 54: Prostate: Incidence summary by ethnicity, Malaysia, 2007-2011

Ethnic	No.	CR	CR74	ASR	CumR
Malay	1,163	3.3	0.7	5.3	0.7
Chinese	1,589	9.7	1.2	9.0	1.2
Indian	188	3.9	0.8	6.1	0.8

Table 55: Prostate: Incidence summary by year, Malaysia, 2007-2011

Year	No.	CR	CR74	ASR	CumR
2007	575	4.5	0.9	6.6	0.9
2008	621	4.8	0.8	6.8	0.8
2009	608	4.6	0.8	6.4	0.8
2010	651	4.9	0.9	6.5	0.9
2011	677	5.0	0.9	6.5	0.9

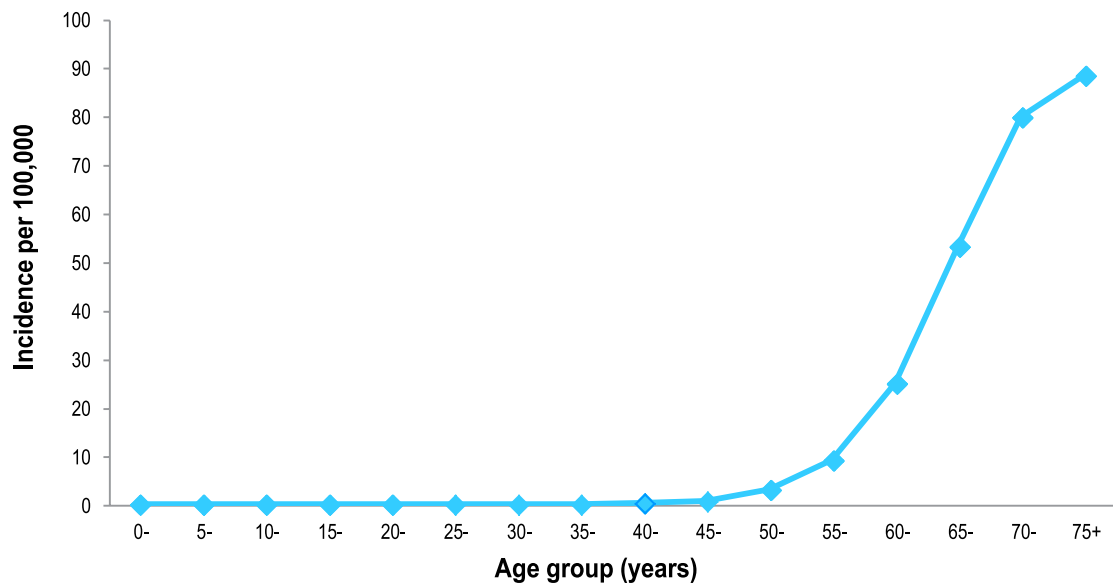


Figure 64: Prostate: Age-specific incidence rate, Malaysia, 2007-2011

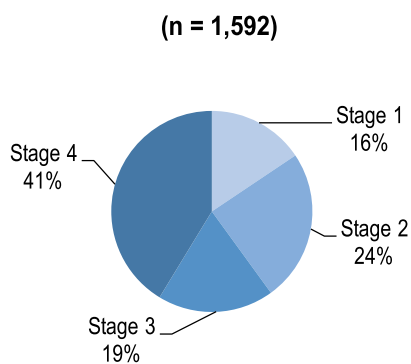


Figure 65: Prostate: Stage

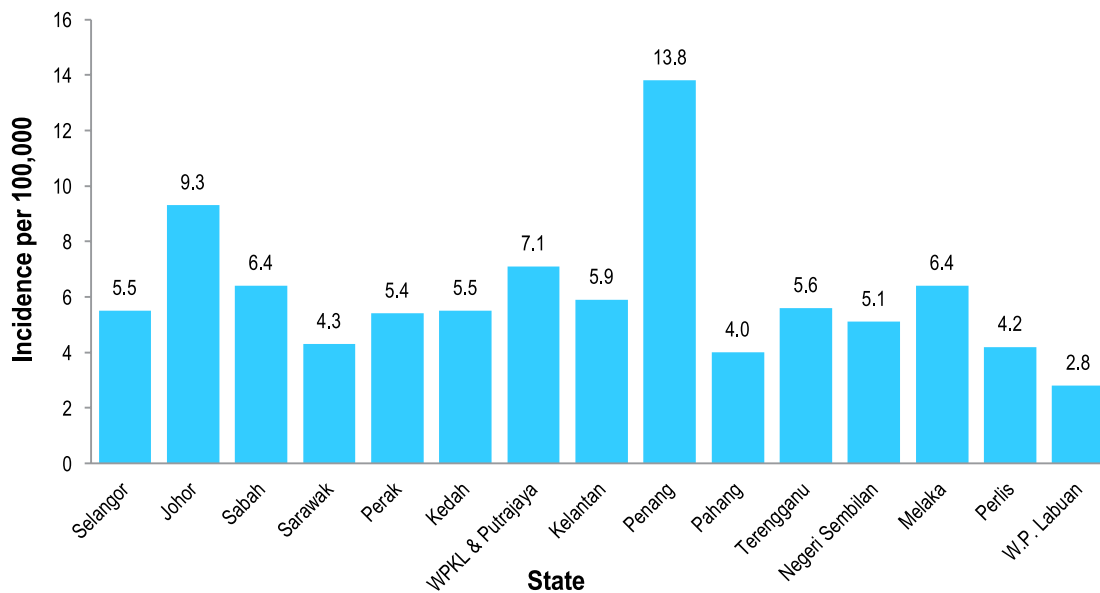
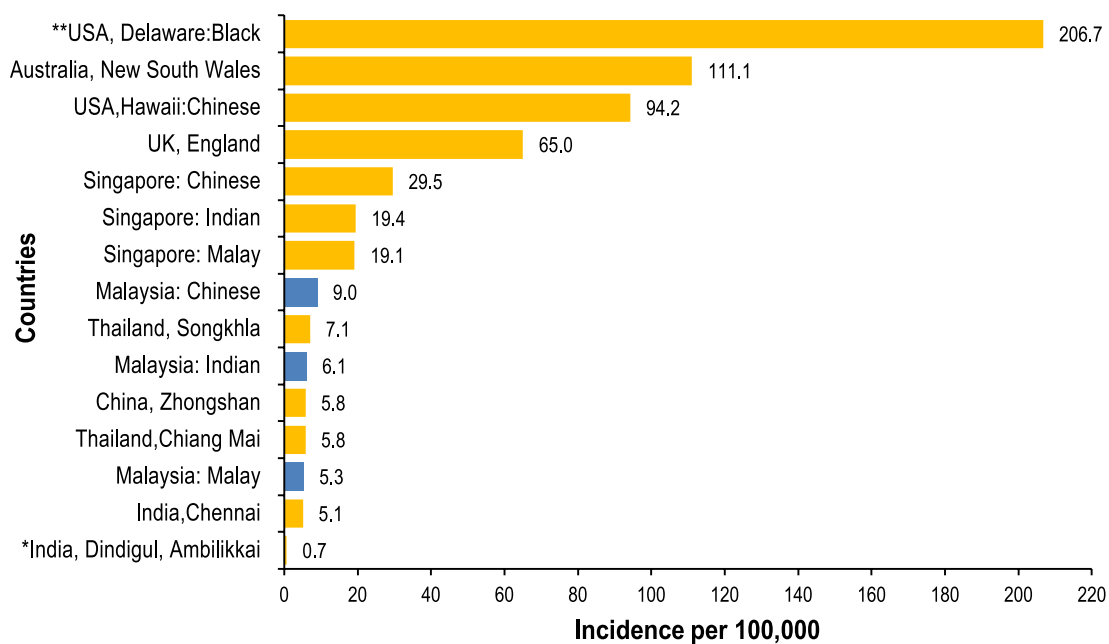


Figure 66: Prostate: Age-standardised rate (ASR) by state, Malaysia, 2007-2011



** The highest incidence from CI5, Volume X

*The lowest incidence from CI5, Volume X

NB: Singapore (2009-2013 report)

Figure 67: Prostate: International comparisons – Age-standardised rates



7.12 Other Skin (ICD10: C44)

Skin cancer other than melanoma ranked twelve among all residents, ten most common cancer in males and fourteenth in females. The cumulative risk (CumR) for males was 0.3 and females 0.2. The incidence rate was highest among Chinese in both sexes.

The lifetime risk for males was 1 in 317. Among Chinese male, it was 1 in 237, Malay 1 in 402 and Indian 1 in 642. The lifetime risk for females was 1 in 466. For Chinese female, it was 1 in 388, Indian 1 in 627 and Malay was 1 in 633.

Staging was reported for 436 cases in males and 319 cases in females. Of these 71% were diagnosed at stage I and II in males and 73% in females.

Table 56: Other skin: Number, Percentage, Crude Rate (CR), Cumulative Rate (CR74), Age-Standardised Rate (ASR) and Cumulative Risk (CumR) by sex, Malaysia, 2007-2011

Sex	No.	%	CR	CR74	ASR	(ASR 95%CL)	CumR
Male	1,384	57.0	2.1	0.3	2.7	(2.5, 2.8)	0.3
Female	1,045	43.0	1.6	0.2	1.9	(1.8, 2.0)	0.2
Both	2,429	100.0					

Table 57: Other skin: Incidence summary by ethnicity and sex, Malaysia, 2007-2011

Ethnic	Male					Female				
	No.	CR	CR74	ASR	CumR	No.	CR	CR74	ASR	CumR
Malay	504	1.4	0.2	2.0	0.2	363	1.0	0.2	1.3	0.2
Chinese	687	4.2	0.4	3.8	0.4	446	2.9	0.3	2.5	0.3
Indian	45	0.9	0.2	1.3	0.2	59	1.2	0.2	1.5	0.2

Table 58: Other skin: Incidence summary by year and sex, Malaysia, 2007-2011

Year	Male					Female				
	No.	CR	CR74	ASR	CumR	No.	CR	CR74	ASR	CumR
2007	288	2.3	0.4	3.0	0.4	189	1.5	0.2	1.8	0.2
2008	259	2.0	0.3	2.6	0.3	200	1.6	0.2	1.9	0.2
2009	276	2.1	0.3	2.7	0.3	178	1.4	0.2	1.6	0.2
2010	283	2.1	0.3	2.6	0.3	255	2.0	0.2	2.2	0.2
2011	278	2.0	0.3	2.5	0.3	223	1.7	0.2	1.9	0.2

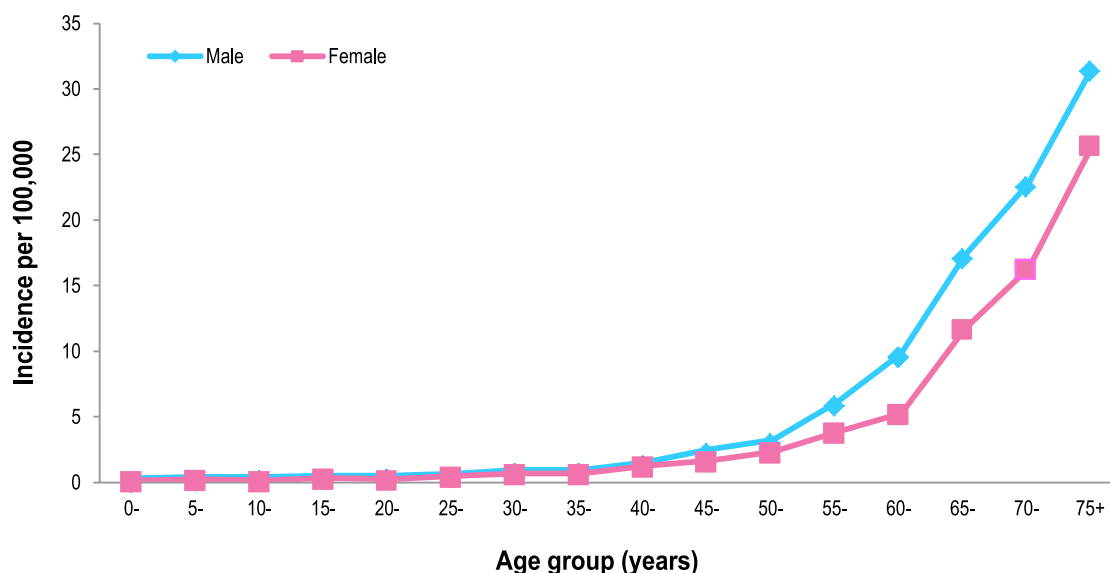


Figure 68: Other skin: Age-specific incidence rate by sex, Malaysia, 2007-2011

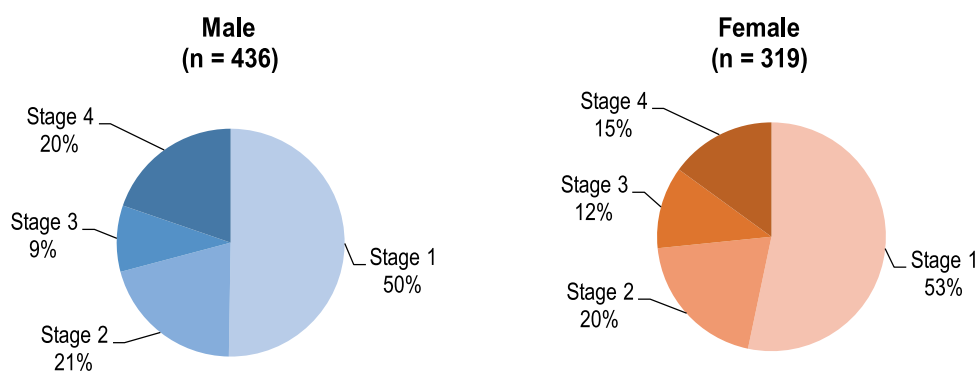


Figure 69: Other Skin: Stage by sex

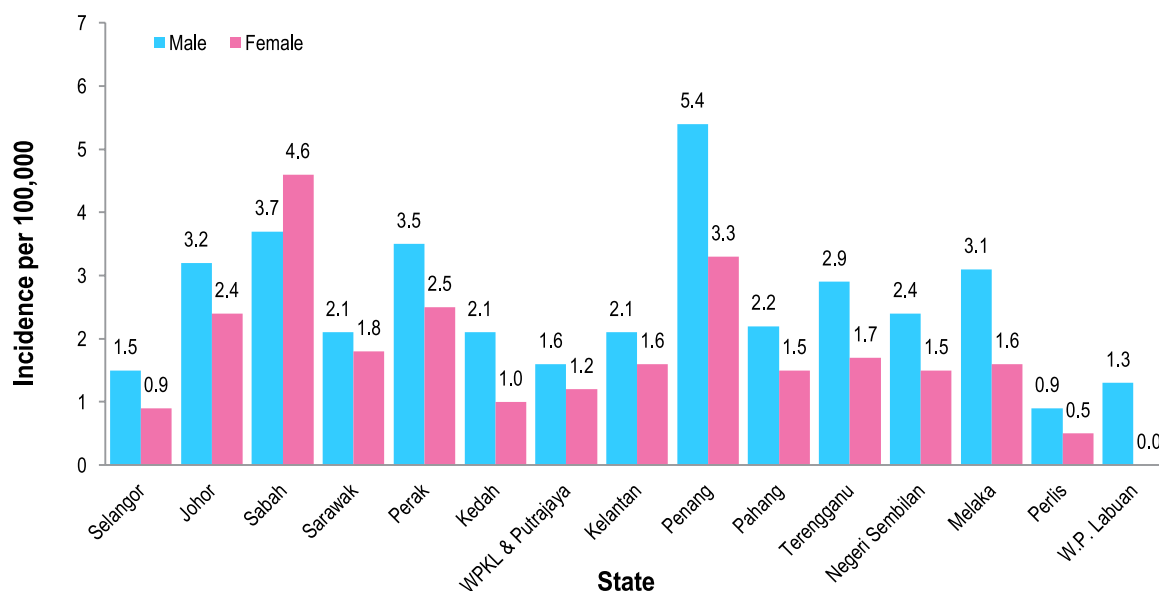


Figure 70: Other Skin: Age-standardised rate (ASR) by state and sex, Malaysia, 2007-2011



7.13 Thyroid (ICD10: C73)

Thyroid cancer was ranked seventeenth among males and ninth among females. The incidence rate was the highest among Malays in both sexes.

The lifetime risk was 1 in 884 for males and 1 in 336 for females, whereas among Malay males 1 in 734 and females 1 in 284.

Staging was reported for 213 cases in males and 671 cases in females, 48% were diagnosed at stage I and II in males and 60% in females.

Table 59: Thyroid: Number, Percentage, Crude Rate (CR), Cumulative Rate (CR74), Age-Standardised Rate (ASR) and Cumulative Risk (CumR) by sex, Malaysia, 2007-2011

Sex	No.	%	CR	CR74	ASR	(ASR 95%CL)	CumR
Male	549	24.2	0.8	0.1	1.0	(0.9, 1.0)	0.1
Female	1,723	75.8	2.7	0.3	2.9	(2.7, 3.0)	0.3
Both	2,272	100.0					

Table 60: Thyroid: Incidence summary by ethnicity and sex, Malaysia, 2007-2011

Ethnic	Male					Female				
	No.	CR	CR74	ASR	CumR	No.	CR	CR74	ASR	CumR
Malay	312	0.9	0.1	1.1	0.1	1,023	2.9	0.4	3.3	0.4
Chinese	142	0.9	0.1	0.8	0.1	371	2.4	0.2	2.1	0.2
Indian	30	0.6	0.1	0.7	0.1	119	2.5	0.3	2.5	0.3

Table 61: Thyroid: Incidence summary by year and sex, Malaysia, 2007-2011

Year	Male					Female				
	No.	CR	CR74	ASR	CumR	No.	CR	CR74	ASR	CumR
2007	137	1.1	0.1	1.3	0.1	345	2.8	0.3	3.0	0.3
2008	108	0.8	0.1	1.0	0.1	352	2.8	0.3	3.0	0.3
2009	100	0.8	0.1	0.9	0.1	327	2.6	0.3	2.7	0.3
2010	108	0.8	0.1	0.9	0.1	352	2.7	0.3	2.8	0.3
2011	96	0.7	0.1	0.8	0.1	347	2.6	0.3	2.7	0.3

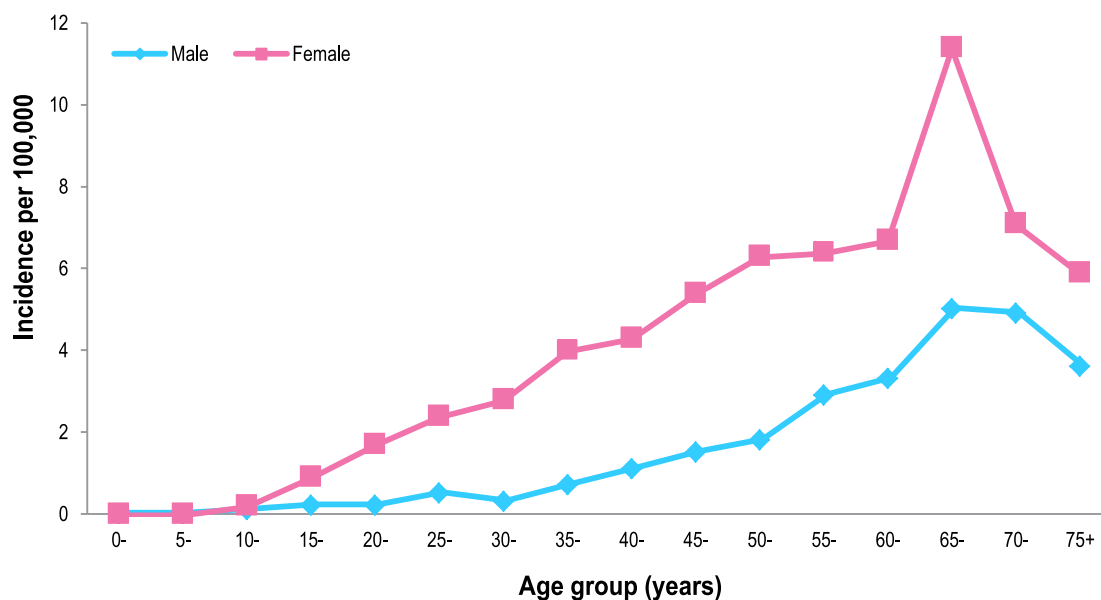


Figure 71: Thyroid: Age-specific incidence rate by sex, Malaysia, 2007-2011

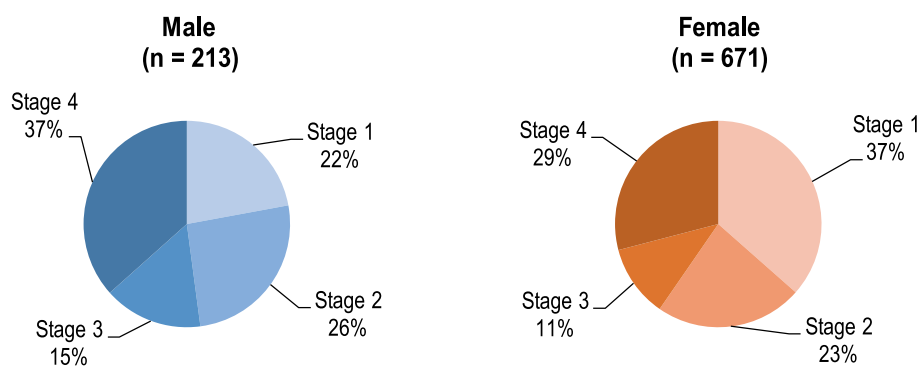


Figure 72: Thyroid: Stage by sex

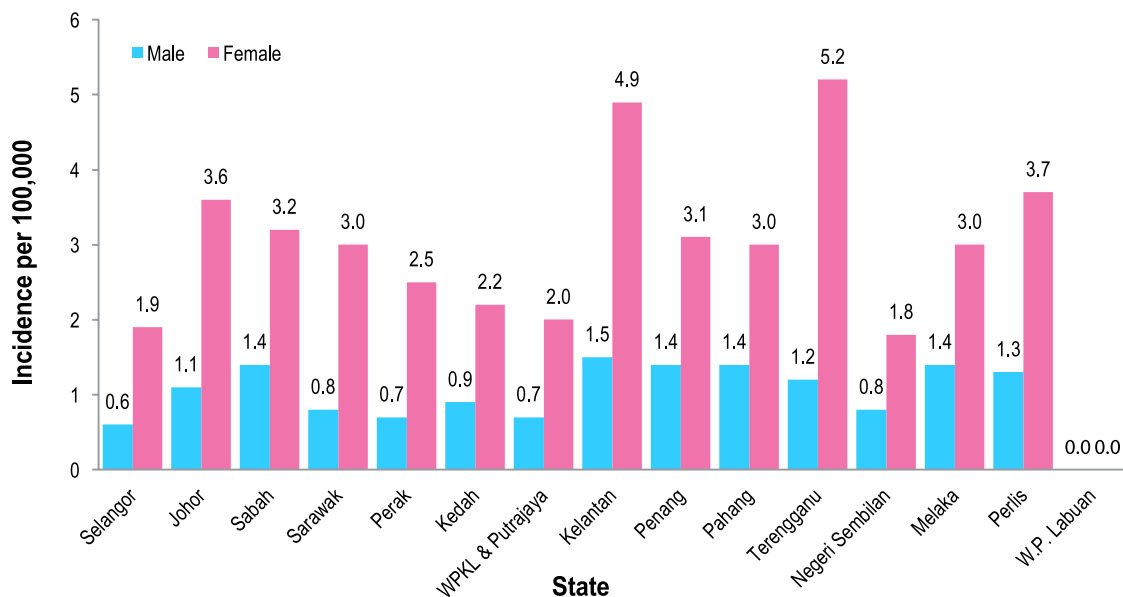


Figure 73: Thyroid: Age-standardised rate (ASR) by state and sex, Malaysia, 2007-2011



7.14 Brain, Nervous system (ICD10: C70-C72)

Cancer of the brain and nervous system were ranked as eleventh most common cancer in males and thirteenth in females. Chinese have the highest incidence rate followed by Malay and Indian in both sexes.

The lifetime risk for males was 1 in 533, of these Chinese was 1 in 480, 1 in 550 in Malay and 1 in 587 in Indian. Whereas, for females was 1 in 563, Chinese 1 in 530, Malay 1 in 560 and Indian 1 in 636. 39% was detected at stage I and II in males and 51% in females.

Table 62: Brain, Nervous system: Number, Percentage, Crude Rate (CR), Cumulative Rate (CR74), Age-Standardised Rate (ASR) and Cumulative Risk (CumR) by sex, Malaysia, 2007-2011

Sex	No.	%	CR	CR74	ASR	(ASR 95%CL)	CumR
Male	1,176	52.6	1.8	0.2	1.9	(1.8, 2.1)	0.2
Female	1,060	47.4	1.7	0.2	1.8	(1.7, 1.9)	0.2
Both	2,236	100.0					

Table 63: Brain, Nervous system: Incidence summary by ethnicity and sex, Malaysia, 2007-2011

Ethnic	Male					Female				
	No.	CR	CR74	ASR	CumR	No.	CR	CR74	ASR	CumR
Malay	612	1.7	0.2	1.9	0.2	566	1.6	0.2	1.8	0.2
Chinese	368	2.2	0.2	2.1	0.2	305	2.0	0.2	1.9	0.2
Indian	83	1.7	0.2	1.8	0.2	78	1.6	0.2	1.7	0.2

Table 64: Brain, Nervous system: Incidence summary by year and sex, Malaysia, 2007-2011

Year	Male					Female				
	No.	CR	CR74	ASR	CumR	No.	CR	CR74	ASR	CumR
2007	271	2.1	0.2	2.4	0.2	227	1.8	0.2	2.0	0.2
2008	248	1.9	0.2	2.1	0.2	226	1.8	0.2	2.0	0.2
2009	214	1.6	0.2	1.8	0.2	169	1.3	0.1	1.4	0.1
2010	223	1.7	0.2	1.7	0.2	202	1.6	0.2	1.7	0.2
2011	220	1.6	0.2	1.7	0.2	236	1.8	0.2	1.9	0.2

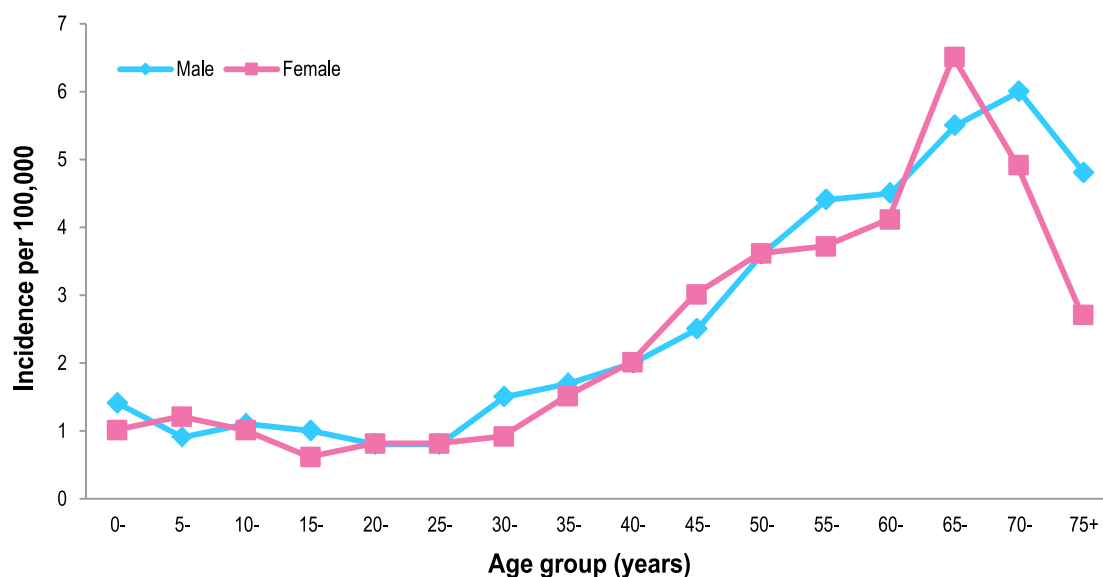


Figure 74: Brain, Nervous system: Age-specific incidence rate by sex, Malaysia, 2007-2011

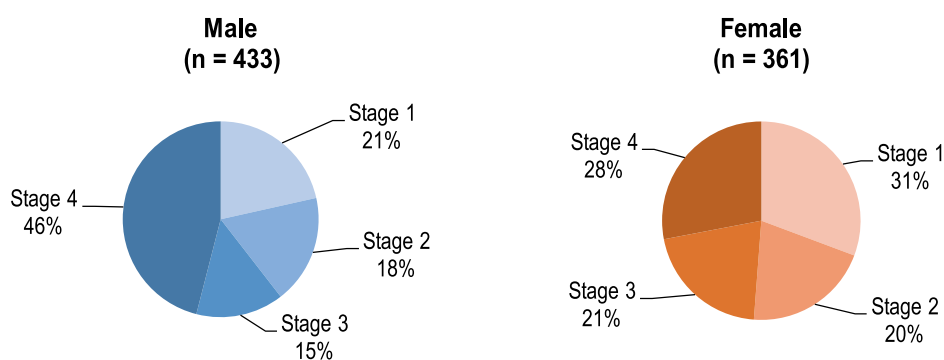


Figure 75: Brain, Nervous system: Stage by sex

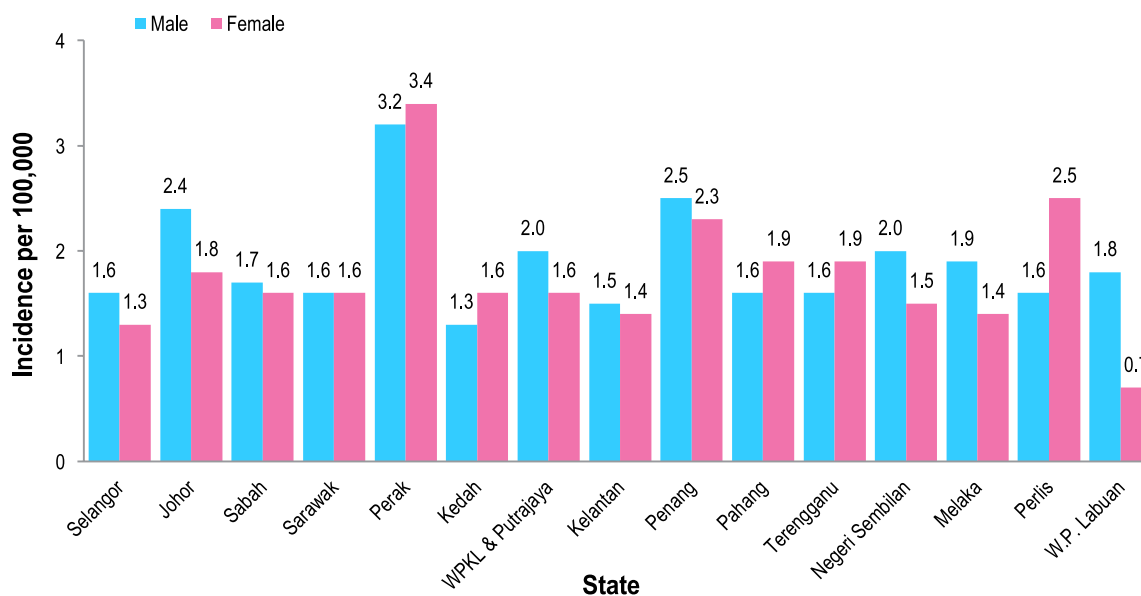


Figure 76: Brain, Nervous system: Age-standardised rate (ASR) by state and sex, Malaysia, 2007-2011



7.15 Corpus Uteri (ICD10: C54)

Corpus uteri cancer was the seventh most common cancer in females. The incidence was highest among Chinese followed by Indian and Malay. The lifetime risk was 1 in 224, 1 in 170 for Indian, 1 in 175 for Chinese and 1 in 263 for Malay.

Staging was reported for 1,442 cases, of which 66% were diagnosed at stage I and II

Table 65: Corpus Uteri: Number, Crude Rate (CR), Cumulative Rate (CR74), Age-Standardised Rate (ASR) and Cumulative Risk (CumR), Malaysia, 2007-2011

Sex	No.	CR	CR74	ASR	(ASR 95%CL)	CumR
Female	2,181	3.4	0.4	3.8	(3.7, 4.0)	0.4

Table 66: Corpus Uteri: Incidence summary by ethnicity, Malaysia, 2007-2011

Ethnic	No.	CR	CR74	ASR	CumR
Malay	964	2.8	0.4	3.3	0.4
Chinese	853	5.5	0.6	4.9	0.6
Indian	204	4.3	0.6	4.8	0.6

Table 67: Corpus Uteri: Incidence summary by year, Malaysia, 2007-2011

Year	No.	CR	CR74	ASR	CumR
2007	446	3.6	0.5	4.1	0.5
2008	393	3.1	0.4	3.6	0.4
2009	414	3.2	0.5	3.7	0.5
2010	466	3.6	0.5	4.0	0.5
2011	462	3.5	0.4	3.8	0.4

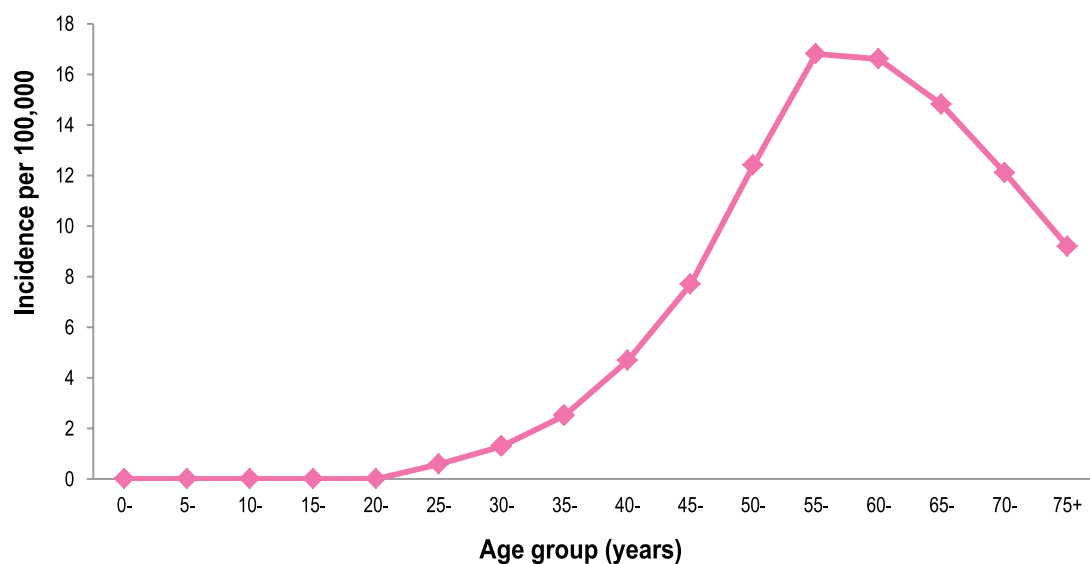


Figure 77: Corpus Uteri: Age-specific incidence rate, Malaysia, 2007-2011

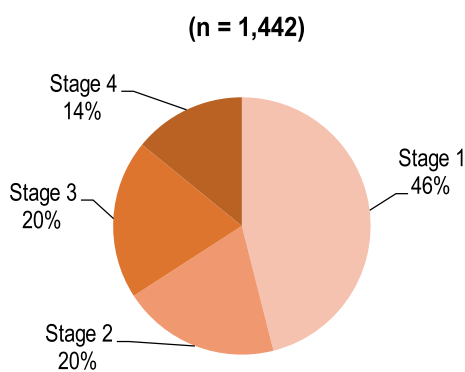


Figure 78: Corpus Uteri: Stage

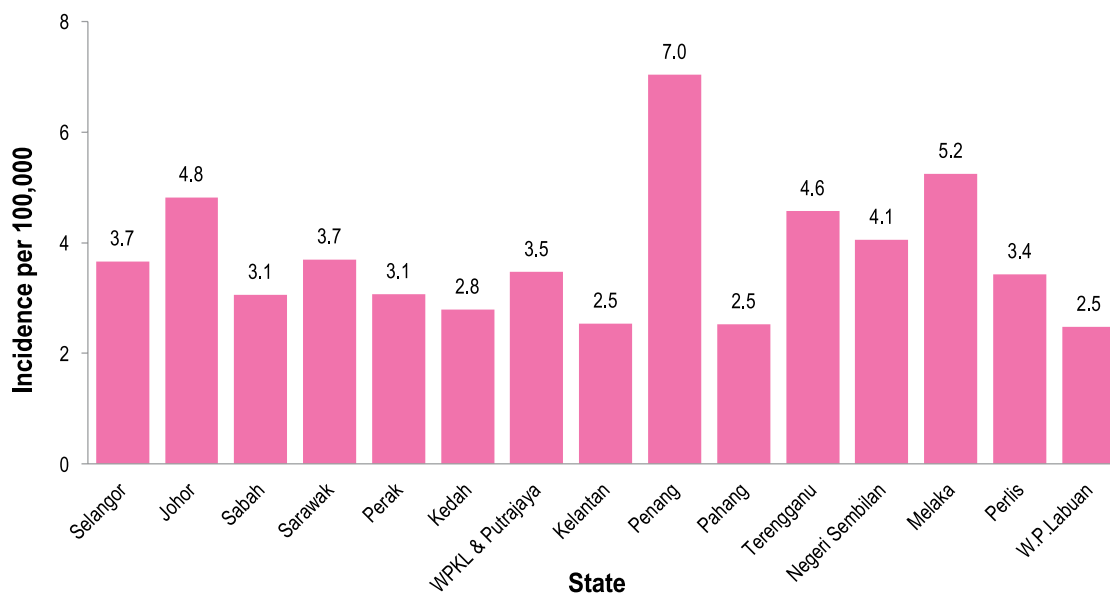


Figure 79: Corpus Uteri: Age-standardised rate (ASR) by state, Malaysia, 2007-2011



References

1. Ahmad Zufadli et al, Pahang Cancer Registry Report, 1999-2003, Pahang State Health Department, Malaysia.
2. Azizah Ab M, Devaraj T, Bina Rai S, Norbaiah Y, Nooraihan M, Noorshila S (2010, August), Penang Cancer Registry Report 2004-2008, Penang State Health Department, Malaysia.
3. Curado M.P., Edwards B., Shin H.R., Storm H., Ferlay J., Heanue M. and Boyle P., eds (2007), Cancer Incidence in Five Continents, Vol. X, IARC Scientific Publications No 160, Lyon, France.
4. D. Forman, F. Bray, D.H. Brewster, C. Gombe Mbalawa, B. Kohler, M. Pineros, E. Steliarova-Foucher, R. Swaminathan and J. Ferlay (2014), Cancer Incidence in Five Continents, Vol. X, IARC Scientific Publications No.164, Lyon, France.
5. Department of Statistics, Malaysia (2007-2011), Population Distribution and Basic Demographic Characteristics, Population and Housing Census of Malaysia 2010, Malaysia.
6. Ferlay J, Soerjomataram I, Ervik M, Dikshit R, Eser S, Mathers C, Rebelo M, Parkin DM, Forman D, Bray F, GLOBOCAN 2012 v1.0, Cancer Incidence and Mortality Worldwide: Population Fact Sheets, Malaysia [Internet].
7. Fritz A., et al., 2000, International Classification of Diseases for Oncology, 3rd Edition, World Health Organization.
8. Health Facts 2009-2013, Health Informatics Center, Planning and Development Division, Ministry of Health Malaysia.
9. National Cancer Institute (NIH), www.cancer.gov/publication/dictionaries/cancer-terms.
10. Noor Hashimah A., Fauziah M.N., Norazmi A., Rohaida I., Anees A.H and Wan Mansor H (2011), Kelantan Cancer Registry Report 2004-2008, Kelantan State Health Department, Malaysia.
11. O.M. Jensen, D.M. Parkin, R. MacLennan, C.S. Muir and R.G. Skeet (1991), Cancer Registration: Principles and Methods, IARC Scientific Publications No. 95, Lyon, France.
12. Parkin, D.M., Chen, V.W., Ferlay, J., Galceran, J., Storm, H.H. & Whelan, S.L. (1994), Comparability and Quality Control in Cancer Registration, IARC Technical Report No. 19, Lyon, France.
13. Percy, C., Van Holten, V., Muir, C. (1990), International Classification of Diseases for Oncology, 2nd Edition, World Health Organization.
14. Segi, M. (1960), Cancer Mortality for Selected Sites in 24 Countries (1950-1957), Sendai, Japan, Tohoku University School of Medicine, Department of Public Health.
15. Singapore Cancer Registry, Annual Registry Report; Trends in Cancer Incidence in Singapore 2009-2013, National Registry of Disease Office, Singapore.
16. Sobin LH, Gospodarowicz MK & Wittekind C (eds.). (2009). TNM Classification of Malignant Tumours. (7th Edition). Wiley Blackwell.
17. Zainal Ariffin Omar, Nor Saleha Ibrahim Tamin (2011, Feb), National Cancer Registry Report 2007, Ministry of Health, Putrajaya, Malaysia.



APPENDIX 1: PERSON-YEARS AT RISK BY SEX, ETHNIC AND AGE GROUP, MALAYSIAN RESIDENTS, 2007-2011

AGE GROUP	ETHNIC GROUPS				TOTAL
	MALAY	CHINESE	INDIAN	OTHERS	
Male					
0-4	3,727,400	1,137,200	387,900	1,039,000	6,291,300
5-9	3,897,400	1,295,400	437,900	1,045,600	6,676,300
10-14	3,878,000	1,359,600	450,200	1,020,500	6,708,300
15-19	3,770,000	1,396,300	459,400	980,200	6,606,000
20-24	3,459,000	1,348,600	466,700	857,800	6,131,700
25-29	3,026,900	1,325,200	434,900	752,300	5,539,500
30-34	2,403,200	1,244,300	374,200	585,000	4,606,700
35-39	2,160,400	1,202,700	335,500	543,300	4,241,700
40-44	2,021,700	1,173,700	320,000	506,900	4,022,500
45-49	1,872,900	1,148,800	314,300	450,900	3,786,800
50-54	1,572,400	1,023,800	266,100	362,900	3,225,200
55-59	1,231,200	855,200	199,100	255,200	2,540,900
60-64	889,200	690,100	136,400	179,400	1,895,200
65-69	577,900	490,800	77,300	135,700	1,281,500
70-74	415,100	357,700	55,500	91,400	919,700
75+	458,000	352,800	60,700	116,200	989,000
Total	35,361,000	16,401,800	4,776,600	8,922,800	65,462,200
Female					
0-4	3,536,100	1,065,200	372,300	989,700	5,963,500
5-9	3,698,800	1,222,300	421,000	997,100	6,339,300
10-14	3,691,000	1,284,400	438,700	988,600	6,402,500
15-19	3,667,100	1,322,800	443,900	973,800	6,407,400
20-24	3,420,500	1,319,400	446,800	880,900	6,067,800
25-29	2,966,900	1,270,800	423,000	750,700	5,411,300
30-34	2,347,400	1,145,000	359,500	582,900	4,434,900
35-39	2,187,200	1,131,200	337,300	541,900	4,197,500
40-44	2,069,100	1,125,400	331,800	488,800	4,015,000
45-49	1,850,500	1,025,300	310,400	414,400	3,600,400
50-54	1,581,400	920,100	270,200	318,500	3,090,300
55-59	1,232,300	776,600	205,000	224,700	2,438,700
60-64	905,000	627,600	146,800	173,500	1,852,900
65-69	617,800	442,900	86,800	132,800	1,280,300
70-74	476,000	338,400	67,600	93,500	975,700
75+	590,400	423,400	78,500	123,500	1,215,700
Total	34,837,700	15,440,400	4,740,100	8,674,900	63,693,100
Total					
0-4	7,263,500	2,202,400	760,100	2,028,800	12,254,900
5-9	7,596,100	2,517,700	858,800	2,042,700	13,015,700
10-14	7,569,100	2,643,900	888,800	2,009,300	13,111,100
15-19	7,437,000	2,719,100	903,300	1,954,100	13,013,400
20-24	6,879,500	2,667,900	913,600	1,738,500	12,199,500
25-29	5,993,800	2,596,000	857,800	1,503,200	10,950,800
30-34	4,750,800	2,389,300	733,900	1,167,700	9,041,600
35-39	4,347,700	2,333,800	672,500	1,085,200	8,439,100
40-44	4,090,700	2,299,100	651,800	995,800	8,037,600
45-49	3,723,400	2,174,100	624,800	865,000	7,387,400
50-54	3,154,000	1,943,800	536,300	681,600	6,315,400
55-59	2,463,500	1,631,800	404,200	480,100	4,979,500
60-64	1,794,300	1,317,500	283,300	353,000	3,748,000
65-69	1,195,600	933,900	164,200	268,200	2,561,900
70-74	891,000	696,300	123,000	184,900	1,895,200
75+	1,048,900	776,000	140,200	239,700	2,204,900
TOTAL	70,198,600	31,842,400	9,516,700	17,597,600	129,155,300

Source: Dept. of Statistics Malaysia, 2007-2011

Note: The added total may differ due to rounding



APPENDIX 2: PERSON-YEARS AT RISK BY SEX, STATE AND AGE GROUP, MALAYSIAN RESIDENTS, 2007-2011

AGE GROUP	STATE				
	SELANGOR	JOHOR	SABAH	SARAWAK	PERAK
Male					
0-4	1,186,600	728,400	690,600	574,400	482,500
5-9	1,170,100	786,400	702,500	631,400	573,200
10-14	1,102,600	783,600	692,900	619,400	597,800
15-19	1,128,800	734,700	673,000	593,600	587,500
20-24	1,348,200	720,100	581,900	499,200	500,800
25-29	1,330,600	680,800	524,700	436,900	376,100
30-34	1,098,300	581,200	387,400	384,500	333,200
35-39	962,000	538,600	350,100	397,200	330,100
40-44	830,000	500,800	332,900	391,200	349,300
45-49	723,200	463,000	306,100	359,600	353,000
50-54	577,700	387,500	250,100	303,400	330,700
55-59	428,200	307,900	169,500	237,900	281,500
60-64	301,600	232,000	109,200	177,300	224,800
65-69	183,600	158,700	83,900	127,500	160,000
70-74	124,800	115,600	56,800	82,900	122,000
75+	128,900	124,700	65,200	107,200	129,000
Total	12,624,400	7,844,200	5,976,300	5,924,100	5,730,600
Female					
0-4	1,126,600	682,100	654,500	559,100	465,000
5-9	1,114,700	739,300	667,700	613,000	562,500
10-14	1,057,400	732,000	669,200	601,800	593,100
15-19	1,127,300	687,800	664,300	580,700	579,400
20-24	1,389,800	678,400	600,500	516,300	472,300
25-29	1,311,900	641,200	536,000	433,000	357,500
30-34	1,026,200	533,700	394,900	380,300	325,300
35-39	894,400	509,500	354,900	386,400	332,000
40-44	769,200	479,600	319,200	361,000	360,700
45-49	648,900	423,100	274,100	321,200	349,800
50-54	520,900	370,200	214,900	266,700	324,800
55-59	400,300	291,500	144,200	215,700	282,400
60-64	304,600	215,900	100,100	164,200	229,300
65-69	177,500	149,500	77,800	122,600	162,800
70-74	130,100	116,000	56,700	85,400	138,200
75+	160,800	147,000	63,500	125,600	160,600
Total	12,160,900	7,396,500	5,790,700	5,732,400	5,695,400
Total					
0-4	2,313,200	1,410,400	1,345,300	1,133,500	947,500
5-9	2,284,500	1,525,400	1,370,100	1,244,500	1,135,600
10-14	2,159,900	1,515,400	1,362,000	1,221,300	1,190,900
15-19	2,256,300	1,422,300	1,337,400	1,174,300	1,166,700
20-24	2,738,000	1,398,400	1,182,000	1,015,500	973,000
25-29	2,642,600	1,322,000	1,060,700	870,100	733,900
30-34	2,124,400	1,114,900	782,400	764,800	658,300
35-39	1,856,400	1,047,900	704,900	783,500	662,000
40-44	1,599,000	980,400	652,100	752,300	710,000
45-49	1,371,900	886,400	580,200	680,700	702,700
50-54	1,098,400	757,600	465,100	569,900	655,500
55-59	828,500	599,600	313,600	453,500	563,900
60-64	606,200	448,100	209,400	341,400	454,100
65-69	361,000	308,200	161,900	250,200	322,700
70-74	255,000	231,900	113,600	168,300	260,100
75+	290,100	271,500	128,700	232,900	288,900
TOTAL	24,785,500	15,240,600	11,769,100	11,660,600	11,426,100

Source: Dept. of Statistics Malaysia, 2007-2011

Note: The added total may differ due to rounding



APPENDIX 2: PERSON-YEARS AT RISK BY SEX, STATE AND AGE GROUP, MALAYSIAN RESIDENTS, 2007-2011 (CONTINUE)

AGE GROUP	STATE				
	KEDAH	WPKL & P	KELANTAN	PENANG	PAHANG
Male					
0-4	440,200	327,200	435,400	289,900	373,500
5-9	493,500	333,600	472,000	312,400	386,500
10-14	539,000	303,100	503,600	324,600	402,600
15-19	480,300	348,500	469,500	328,400	402,300
20-24	390,000	392,100	317,600	302,700	345,200
25-29	326,600	407,500	252,200	309,600	307,300
30-34	285,700	352,500	198,700	285,800	227,600
35-39	283,200	284,200	185,400	271,300	202,000
40-44	286,200	247,300	197,100	252,900	199,100
45-49	275,300	250,000	194,600	234,000	194,400
50-54	241,600	202,400	171,700	203,200	173,200
55-59	198,000	156,000	140,600	168,500	142,300
60-64	146,200	112,500	114,200	133,800	113,500
65-69	100,300	71,800	73,600	88,800	75,000
70-74	80,400	51,800	52,000	64,800	52,200
75+	83,400	49,400	64,000	65,800	48,500
Total	4,650,300	3,889,300	3,841,200	3,636,200	3,644,700
Female					
0-4	419,400	307,600	409,700	277,100	342,900
5-9	467,600	315,300	446,400	302,600	350,500
10-14	504,200	294,600	471,700	315,400	370,800
15-19	462,200	346,100	438,300	319,200	360,800
20-24	381,900	413,200	292,300	314,200	303,900
25-29	324,000	421,200	229,500	314,300	281,300
30-34	291,000	328,900	203,000	283,500	204,800
35-39	298,900	279,000	215,900	272,900	201,400
40-44	299,700	278,500	225,100	257,100	197,900
45-49	280,100	223,100	216,200	229,800	194,800
50-54	252,400	187,700	189,100	204,900	171,200
55-59	203,300	144,100	146,700	170,900	134,700
60-64	149,400	105,000	116,000	134,800	104,600
65-69	109,300	70,800	84,900	94,700	66,400
70-74	92,500	47,300	60,200	70,500	51,600
75+	111,400	55,900	85,800	90,000	56,100
Total	4,647,200	3,818,200	3,830,200	3,652,300	3,393,000
Total					
0-4	859,600	634,800	845,200	567,200	716,200
5-9	961,300	649,200	918,200	615,000	736,900
10-14	1,043,100	597,600	975,500	640,100	773,400
15-19	942,400	694,500	907,700	647,900	763,000
20-24	772,100	805,100	609,600	616,800	649,000
25-29	650,700	828,600	481,900	623,900	588,500
30-34	576,300	681,200	401,900	569,400	432,200
35-39	582,300	563,400	401,300	544,000	403,200
40-44	585,400	525,600	422,000	510,100	397,000
45-49	555,100	473,200	410,900	463,600	389,100
50-54	493,900	390,200	360,900	408,200	344,300
55-59	401,200	300,100	287,100	339,700	277,000
60-64	295,500	217,400	230,000	268,400	218,100
65-69	209,500	142,500	158,100	183,700	141,400
70-74	173,200	99,000	112,100	135,200	103,600
75+	195,300	105,200	148,600	155,200	104,600
TOTAL	9,297,200	7,707,500	7,671,500	7,288,700	7,037,900

Source: Dept. of Statistics Malaysia, 2007-2011

Note: The added total may differ due to rounding


APPENDIX 2: PERSON-YEARS AT RISK BY SEX, STATE AND AGE GROUP, MALAYSIAN RESIDENTS, 2007-2011 (CONTINUE)

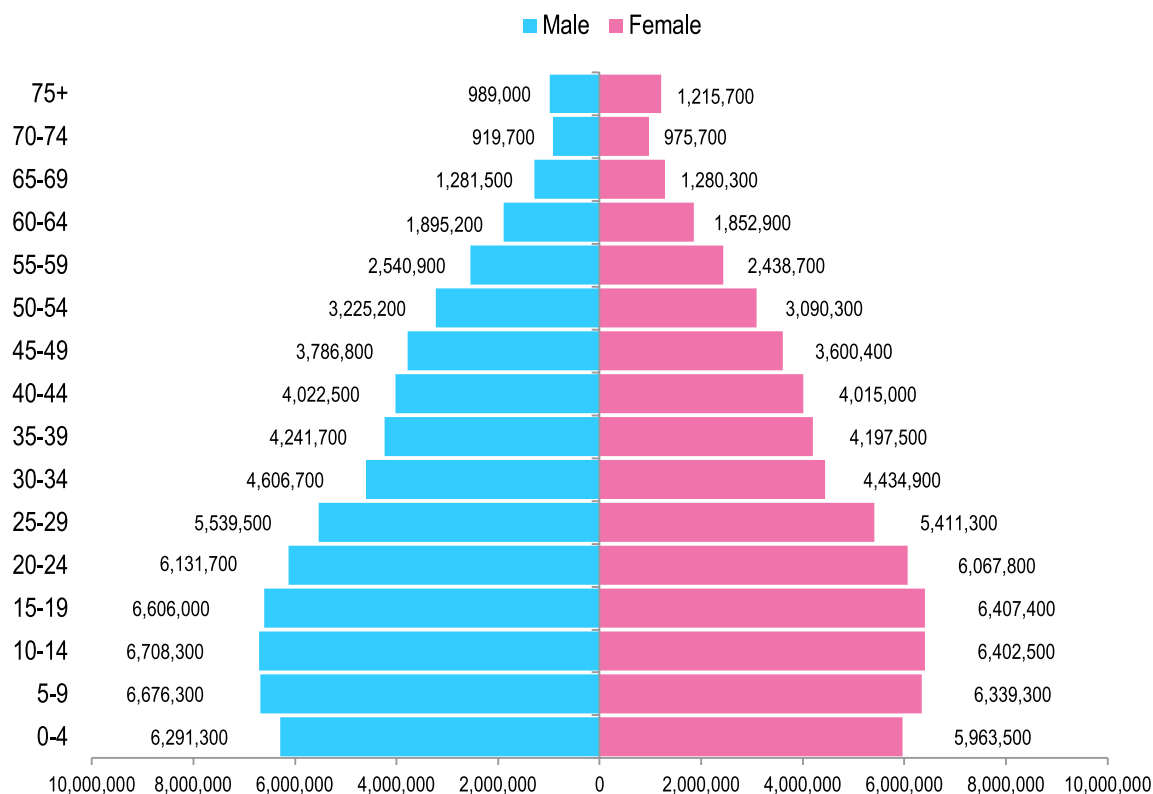
AGE GROUP	STATE				
	TERENGGANU	N. SEMBILAN	MELAKA	PERLIS	W. P. LABUAN
Male					
0-4	290,300	225,200	173,900	50,100	22,800
5-9	302,800	249,100	189,200	52,700	21,000
10-14	307,000	249,900	203,500	59,800	18,700
15-19	304,900	253,400	211,300	70,800	18,600
20-24	253,400	228,000	176,600	54,600	22,000
25-29	192,100	184,200	147,500	38,400	24,900
30-34	150,200	157,900	120,700	28,200	15,300
35-39	137,800	144,200	114,800	27,800	12,600
40-44	137,200	140,800	114,200	31,900	11,700
45-49	133,700	141,200	115,600	32,200	11,200
50-54	115,300	132,500	98,200	29,500	8,200
55-59	89,100	110,000	80,400	25,400	5,300
60-64	66,900	77,300	62,700	20,400	3,000
65-69	45,800	51,900	44,500	15,100	2,100
70-74	31,600	39,300	32,600	11,100	1,300
75+	35,200	40,400	34,700	12,300	1,700
Total	2,593,700	2,426,300	1,920,900	560,100	200,000
Female					
0-4	273,500	208,500	168,600	48,100	20,500
5-9	285,200	226,200	178,100	50,700	19,800
10-14	292,600	231,700	190,000	59,100	19,300
15-19	289,800	241,600	214,700	76,000	19,500
20-24	236,500	218,100	177,900	51,500	21,100
25-29	173,000	176,400	151,700	37,300	22,500
30-34	145,400	154,200	121,000	29,400	14,000
35-39	143,700	147,000	119,900	29,700	12,600
40-44	144,200	149,200	128,900	33,900	11,000
45-49	135,600	147,400	113,500	33,800	8,800
50-54	113,400	136,200	100,300	31,400	6,500
55-59	84,300	106,600	82,800	26,400	4,200
60-64	63,300	75,500	67,300	20,400	2,600
65-69	48,900	53,100	45,600	15,200	2,000
70-74	35,400	43,400	35,200	12,400	1,100
75+	44,800	50,700	44,900	17,100	2,000
Total	2,509,700	2,366,400	1,940,100	571,300	186,700
Total					
0-4	563,900	433,800	342,700	98,600	43,400
5-9	588,200	475,400	367,500	103,200	40,800
10-14	599,400	481,800	393,500	119,100	37,800
15-19	595,000	494,900	426,200	146,800	38,300
20-24	490,000	446,100	354,700	106,100	43,100
25-29	365,200	360,900	299,200	75,700	47,200
30-34	295,500	311,900	241,500	57,500	29,000
35-39	281,600	291,200	234,700	57,400	25,100
40-44	281,500	290,100	243,100	65,700	22,700
45-49	269,500	288,600	229,100	66,000	19,800
50-54	228,800	268,900	198,500	60,900	14,600
55-59	173,500	216,700	163,300	52,000	9,600
60-64	130,000	152,900	130,200	40,400	5,800
65-69	94,600	105,000	89,800	30,100	3,600
70-74	67,500	82,900	67,800	23,400	2,400
75+	79,600	91,400	80,300	29,300	3,100
TOTAL	5,103,300	4,792,500	3,861,200	1,131,500	386,800

Source: Dept. of Statistics Malaysia, 2007-2011

Note: The added total may differ due to rounding



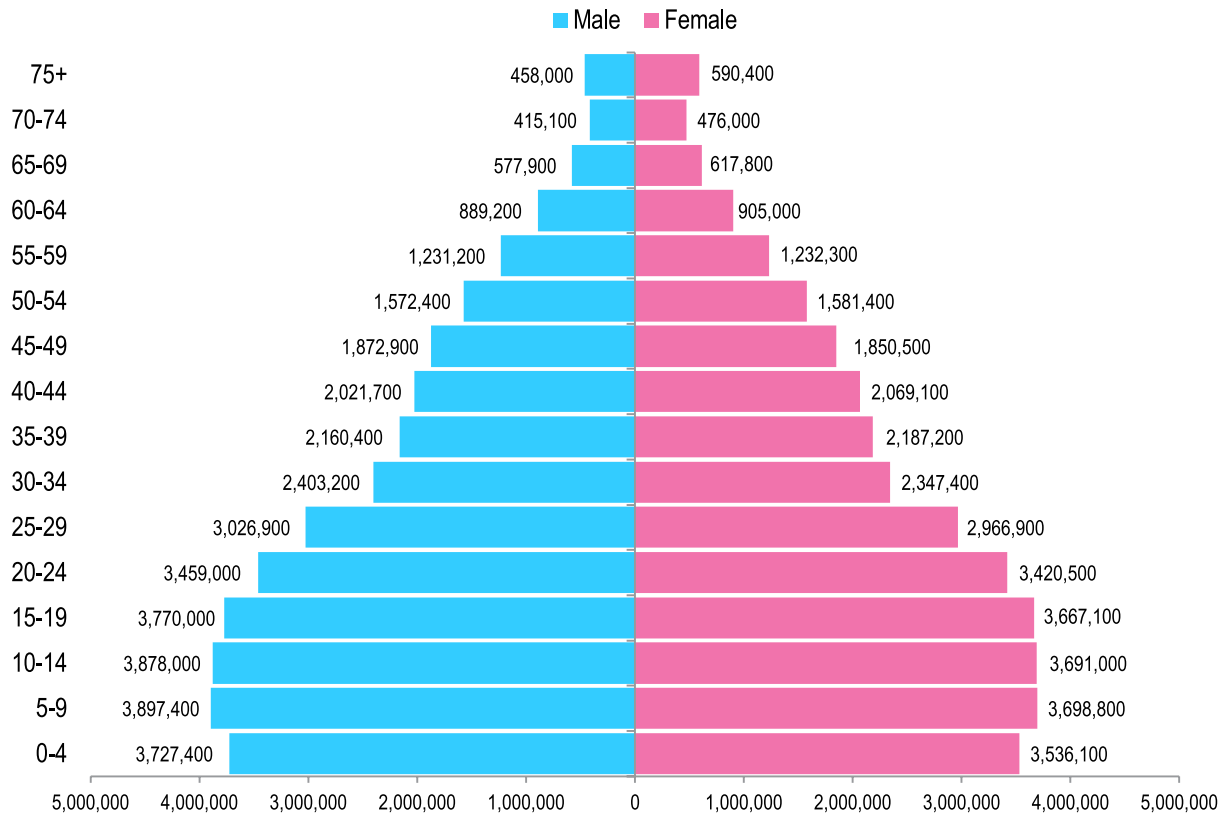
APPENDIX 3: PERSON-YEARS AT RISK, ALL MALAYSIAN, 2007-2011



AGE GROUP	MALAYSIA POPULATION		WORLD STANDARD POPULATION
	MALE	FEMALE	
0-4	6,291,300	5,963,500	12,000
5-9	6,676,300	6,339,300	10,000
10-14	6,708,300	6,402,500	9,000
15-19	6,606,000	6,407,400	9,000
20-24	6,131,700	6,067,800	8,000
25-29	5,539,500	5,411,300	8,000
30-34	4,606,700	4,434,900	6,000
35-39	4,241,700	4,197,500	6,000
40-44	4,022,500	4,015,000	6,000
45-49	3,786,800	3,600,400	6,000
50-54	3,225,200	3,090,300	5,000
55-59	2,540,900	2,438,700	4,000
60-64	1,895,200	1,852,900	4,000
65-69	1,281,500	1,280,300	3,000
70-74	919,700	975,700	2,000
75+	989,000	1,215,700	2,000
TOTAL	65,462,200	63,693,100	100,000



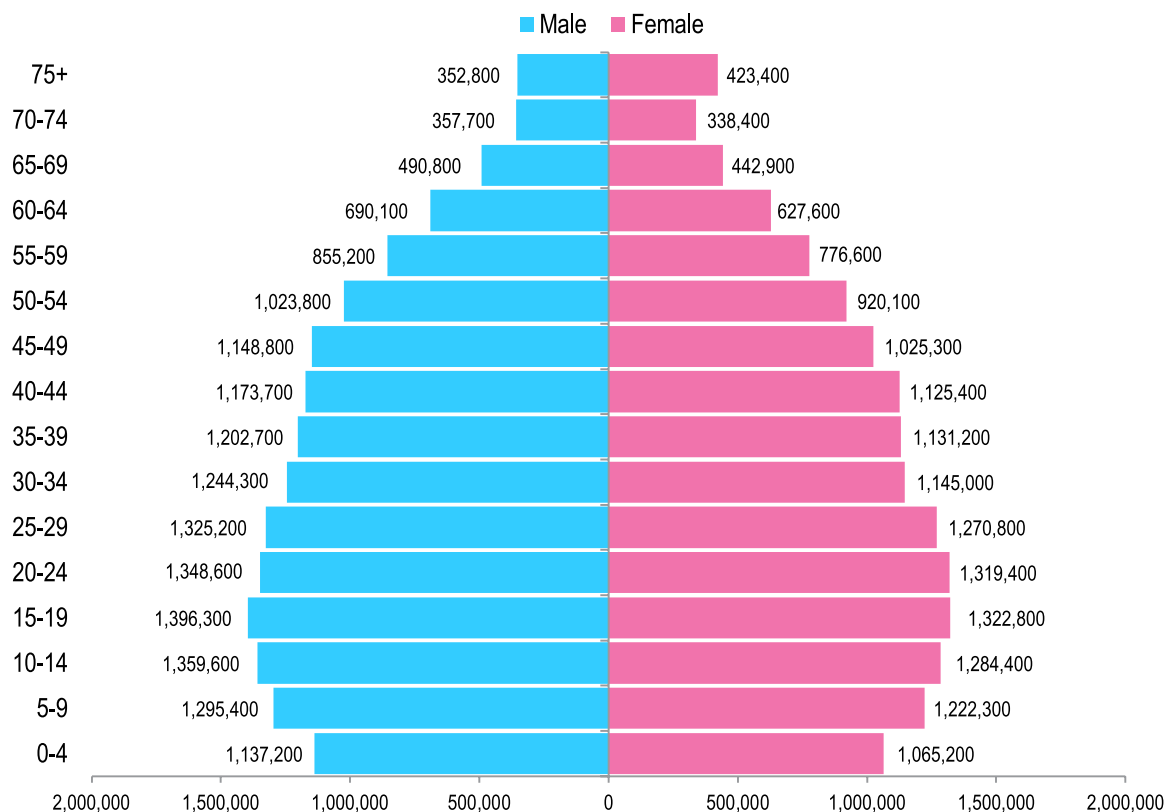
APPENDIX 4: PERSON-YEARS AT RISK, MALAY RESIDENTS, MALAYSIA, 2007-2011



AGE GROUP	MALE	FEMALE
0-4	3,727,400	3,536,100
5-9	3,897,400	3,698,800
10-14	3,878,000	3,691,000
15-19	3,770,000	3,667,100
20-24	3,459,000	3,420,500
25-29	3,026,900	2,966,900
30-34	2,403,200	2,347,400
35-39	2,160,400	2,187,200
40-44	2,021,700	2,069,100
45-49	1,872,900	1,850,500
50-54	1,572,400	1,581,400
55-59	1,231,200	1,232,300
60-64	889,200	905,000
65-69	577,900	617,800
70-74	415,100	476,000
75+	458,000	590,400
TOTAL	35,361,000	34,837,700



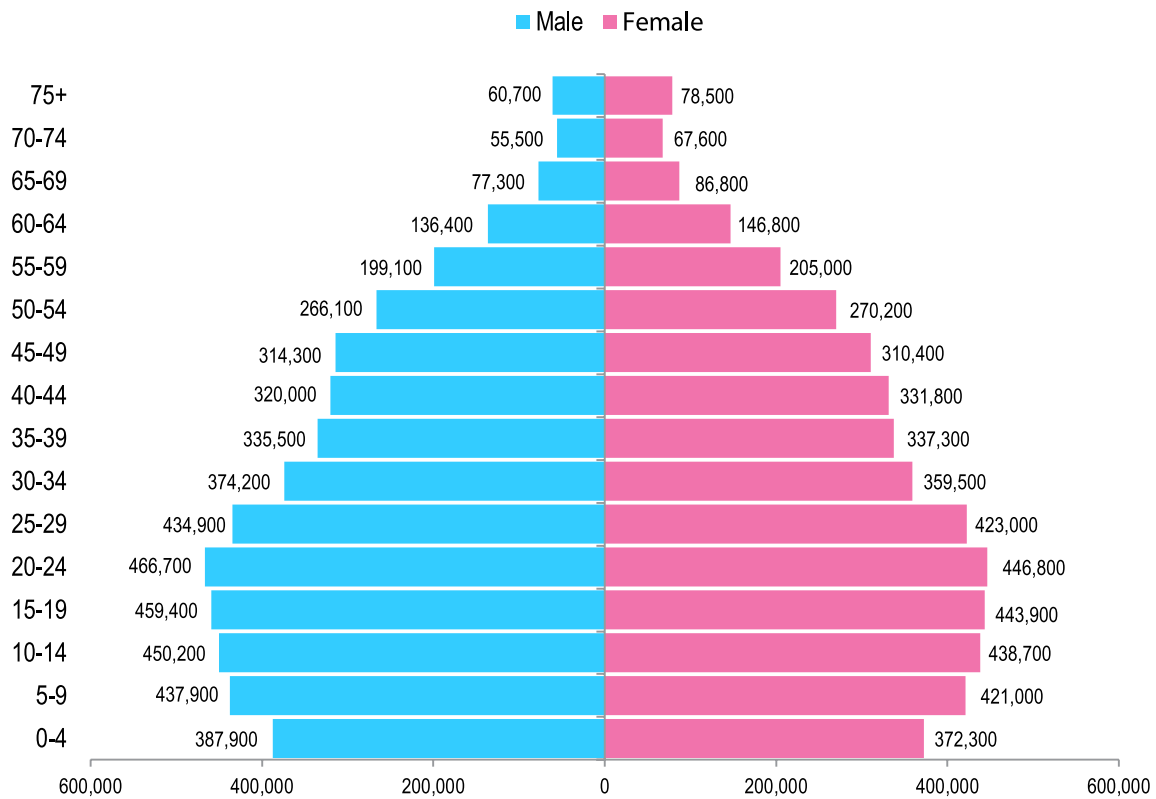
APPENDIX 5: PERSON-YEARS AT RISK, CHINESE RESIDENTS, MALAYSIA, 2007-2011



AGE GROUP	MALE	FEMALE
0-4	1,137,200	1,065,200
5-9	1,295,400	1,222,300
10-14	1,359,600	1,284,400
15-19	1,396,300	1,322,800
20-24	1,348,600	1,319,400
25-29	1,325,200	1,270,800
30-34	1,244,300	1,145,000
35-39	1,202,700	1,131,200
40-44	1,173,700	1,125,400
45-49	1,148,800	1,025,300
50-54	1,023,800	920,100
55-59	855,200	776,600
60-64	690,100	627,600
65-69	490,800	442,900
70-74	357,700	338,400
75+	352,800	423,400
TOTAL	16,401,800	15,440,400



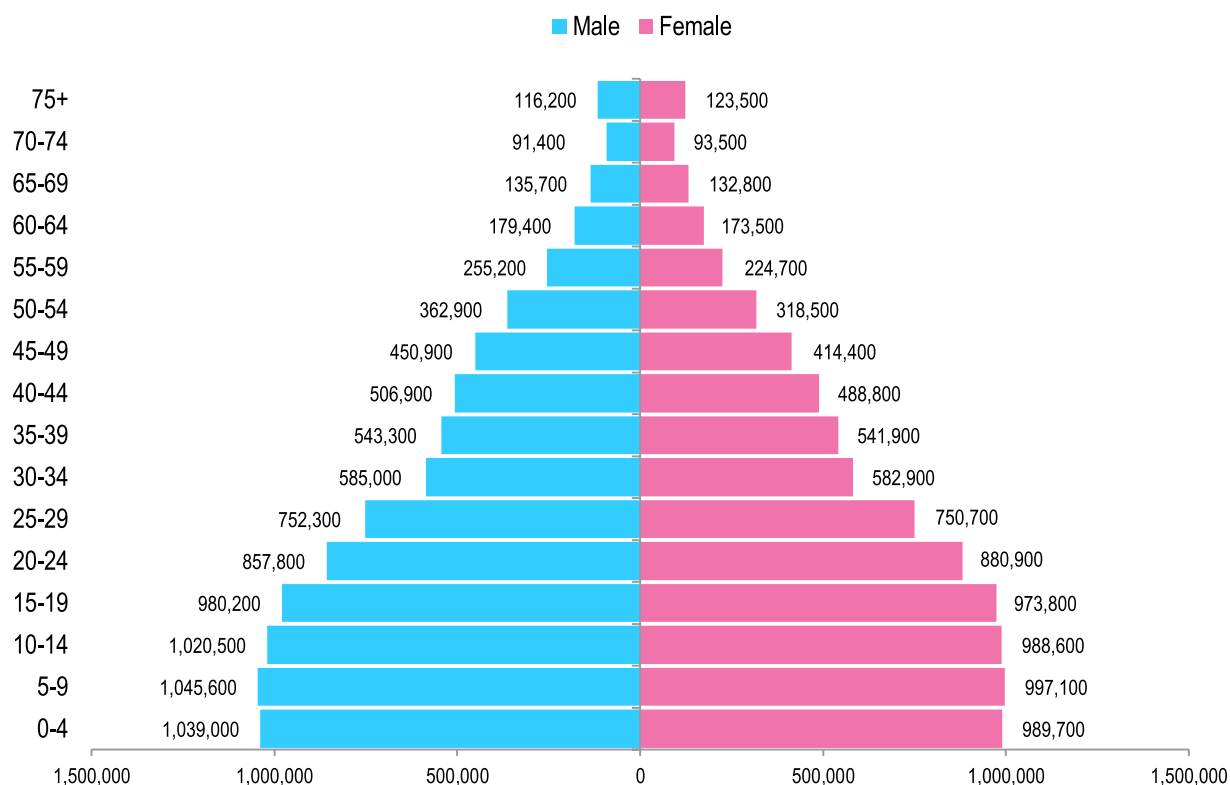
APPENDIX 6: PERSON-YEARS AT RISK, INDIAN RESIDENTS, MALAYSIA, 2007-2011



AGE GROUP	MALE	FEMALE
0-4	387,900	372,300
5-9	437,900	421,000
10-14	450,200	438,700
15-19	459,400	443,900
20-24	466,700	446,800
25-29	434,900	423,000
30-34	374,200	359,500
35-39	335,500	337,300
40-44	320,000	331,800
45-49	314,300	310,400
50-54	266,100	270,200
55-59	199,100	205,000
60-64	136,400	146,800
65-69	77,300	86,800
70-74	55,500	67,600
75+	60,700	78,500
TOTAL	4,776,600	4,740,100



APPENDIX 7: PERSON-YEARS AT RISK, OTHER RESIDENTS, MALAYSIA, 2007-2011



AGE GROUP	MALE	FEMALE
0-4	1,039,000	989,700
5-9	1,045,600	997,100
10-14	1,020,500	988,600
15-19	980,200	973,800
20-24	857,800	880,900
25-29	752,300	750,700
30-34	585,000	582,900
35-39	543,300	541,900
40-44	506,900	488,800
45-49	450,900	414,400
50-54	362,900	318,500
55-59	255,200	224,700
60-64	179,400	173,500
65-69	135,700	132,800
70-74	91,400	93,500
75+	116,200	123,500
TOTAL	8,922,800	8,674,900



APPENDIX 8: INCIDENCE SUMMARY TABLE, ALL RESIDENTS, MALES, MALAYSIA, 2007-2011

ICD 10	SITE	NO.	%	CR	CR74	ASR	(ASR 95%CL)	CumR
C18-C21	Colorectal	7,646	16.4	11.7	1.8	14.6	(14.2 , 14.9)	1.8
C33-C34	Trachea,Bronchus,Lung	7,415	15.8	11.3	1.8	14.4	(14.1 , 14.8)	1.8
C11	Nasopharynx	3,785	8.1	5.8	0.7	6.4	(6.1 , 6.6)	0.7
C81-C85,C96	Lymphoma	3,171	6.8	4.8	0.6	5.5	(5.3 , 5.7)	0.6
C61	Prostate	3,132	6.7	4.8	0.9	6.6	(6.3 , 6.8)	0.9
C22	Liver	3,054	6.5	4.7	0.7	5.6	(5.4 , 5.8)	0.7
C91-C95	Leukaemia	2,549	5.4	3.9	0.4	4.2	(4.0 , 4.4)	0.4
C16	Stomach	2,014	4.3	3.1	0.5	3.9	(3.7 , 4.1)	0.5
C67	Bladder	1,477	3.2	2.3	0.4	2.9	(2.8 , 3.1)	0.4
C44	Other Skin	1,384	3.0	2.1	0.3	2.7	(2.5 , 2.8)	0.3
C70-C72	Brain, Nervous system	1,176	2.5	1.8	0.2	1.9	(1.8 , 2.1)	0.2
C25	Pancreas	1,041	2.2	1.6	0.3	2.0	(1.9 , 2.1)	0.3
C64	Kidney	901	1.9	1.4	0.2	1.7	(1.6 , 1.8)	0.2
C32	Larynx	825	1.8	1.3	0.2	1.6	(1.5 , 1.7)	0.2
Other	Other & unspecified	741	1.6	1.1	0.2	1.4	(1.3 , 1.5)	0.2
C15	Oesophagus	737	1.6	1.1	0.2	1.4	(1.3 , 1.5)	0.2
C73	Thyroid	549	1.2	0.8	0.1	1.0	(0.9 , 1.0)	0.1
C62	Testis	496	1.1	0.8	0.1	0.7	(0.7 , 0.8)	0.1
C40-C41	Bone	493	1.1	0.8	0.1	0.8	(0.7 , 0.8)	0.1
C01-C02	Tongue	461	1.0	0.7	0.1	0.8	(0.8 , 0.9)	0.1
C47;C49	Connective,Soft tissue	434	0.9	0.7	0.1	0.7	(0.7 , 0.8)	0.1
C23-C24	Gallbladder etc.	413	0.9	0.6	0.1	0.8	(0.7 , 0.9)	0.1
C90	Multiple Myeloma	396	0.8	0.6	0.1	0.7	(0.7 , 0.8)	0.1
C03-C06	Mouth	391	0.8	0.6	0.1	0.7	(0.7 , 0.8)	0.1
C07-C08	Salivary glands	273	0.6	0.4	0.1	0.5	(0.4 , 0.5)	0.1
C30-C31	Nose, sinuses etc.	270	0.6	0.4	0.1	0.5	(0.4 , 0.5)	0.1
C12-C13	Hypopharynx	172	0.4	0.3	0.0	0.3	(0.3 , 0.4)	0.0
C43	Melanoma of Skin	167	0.4	0.3	0.0	0.3	(0.3 , 0.4)	0.0
C37-C38	Other Thoracic organs	167	0.4	0.3	0.0	0.3	(0.2 , 0.3)	0.0
C17	Small intestine	153	0.3	0.2	0.0	0.3	(0.2 , 0.3)	0.0
C50	Breast	137	0.3	0.2	0.0	0.3	(0.2 , 0.3)	0.0
C09	Tonsil	127	0.3	0.2	0.0	0.2	(0.2 , 0.3)	0.0
C60	Penis	115	0.2	0.2	0.0	0.2	(0.2 , 0.2)	0.0
C75	Other Endocrine	109	0.2	0.2	0.0	0.2	(0.1 , 0.2)	0.0
C69	Eye	104	0.2	0.2	0.0	0.2	(0.2 , 0.2)	0.0
C10	Other Oropharynx	81	0.2	0.1	0.0	0.2	(0.1 , 0.2)	0.0
C74	Adrenal gland	47	0.1	0.1	0.0	0.1	(0.1 , 0.1)	0.0
C14	Pharynx unspec.	37	0.1	0.1	0.0	0.1	(0.0 , 0.1)	0.0
C63	Other male genital	31	0.1	0.0	0.0	0.1	(0.0 , 0.1)	0.0
C00	Lip	30	0.1	0.0	0.0	0.1	(0.0 , 0.1)	0.0
C45	Mesothelioma	22	0.0	0.0	0.0	0.0	(0.0 , 0.1)	0.0
C66	Ureter	19	0.0	0.0	0.0	0.0	(0.0 , 0.1)	0.0
C46	Kaposi sarcoma	17	0.0	0.0	0.0	0.0	(0.0 , 0.0)	0.0
C68	Other Urinary organs	17	0.0	0.0	0.0	0.0	(0.0 , 0.0)	0.0
C65	Renal Pelvis	13	0.0	0.0	0.0	0.0	(0.0 , 0.0)	0.0
C88	Immunoproliferative dis.	5	0.0	0.0	0.0	0.0	(0.0 , 0.0)	0.0
All	All sites Total	46,794	100.0	71.4	10.3	86.9	(86.1 , 87.7)	9.8



APPENDIX 9: INCIDENCE SUMMARY TABLE, ALL RESIDENTS, FEMALES, MALAYSIA, 2007-2011

ICD 10	SITE	NO.	%	CR	CR74	ASR	(ASR 95%CL)	CumR
C50	Breast	18,206	32.1	28.6	3.4	31.1	(30.7 , 31.6)	3.4
C18-C21	Colorectal	6,047	10.7	9.5	1.4	11.1	(10.8 , 11.4)	1.3
C53	Cervix Uteri	4,352	7.7	6.8	0.9	7.6	(7.3 , 7.8)	0.9
C56	Ovary	3,472	6.1	5.4	0.6	5.9	(5.7 , 6.1)	0.6
C33-C34	Trachea,Bronchus,Lung	3,193	5.6	5.0	0.7	6.0	(5.8 , 6.2)	0.7
C81-C85,C96	Lymphoma	2,203	3.9	3.5	0.4	3.8	(3.6 , 3.9)	0.4
C54	Corpus Uteri	2,181	3.8	3.4	0.4	3.8	(3.7 , 4.0)	0.4
C91-C95	Leukaemia	2,024	3.5	3.2	0.3	3.4	(3.2 , 3.5)	0.3
C73	Thyroid	1,723	3.0	2.7	0.3	2.9	(2.7 , 3.0)	0.3
C16	Stomach	1,447	2.6	2.3	0.3	2.6	(2.5 , 2.8)	0.3
C11	Nasopharynx	1,305	2.3	2.0	0.2	2.2	(2.1 , 2.3)	0.2
C22	Liver	1,074	1.9	1.7	0.2	2.0	(1.9 , 2.1)	0.2
C70-C72	Brain, Nervous system	1,060	1.9	1.7	0.2	1.8	(1.7 , 1.9)	0.2
C44	Other Skin	1,045	1.8	1.6	0.2	1.9	(1.8 , 2.0)	0.2
C25	Pancreas	788	1.4	1.2	0.2	1.5	(1.4 , 1.6)	0.2
Other	Other & unspecified	647	1.1	1.0	0.1	1.1	(1.1 , 1.2)	0.1
C55	Uterus unspec.	580	1.0	0.9	0.1	1.0	(0.9 , 1.1)	0.1
C03-C06	Mouth	525	0.9	0.8	0.1	1.0	(0.9 , 1.1)	0.1
C64	Kidney	434	0.8	0.7	0.1	0.8	(0.7 , 0.9)	0.1
C15	Oesophagus	429	0.8	0.7	0.1	0.8	(0.7 , 0.9)	0.1
C23-C24	Gallbladder etc.	409	0.7	0.6	0.1	0.8	(0.7 , 0.8)	0.1
C01-C02	Tongue	401	0.7	0.6	0.1	0.7	(0.6 , 0.8)	0.1
C67	Bladder	400	0.7	0.6	0.1	0.7	(0.7 , 0.8)	0.1
C47;C49	Connective,Soft tissue	378	0.7	0.6	0.1	0.6	(0.6 , 0.7)	0.1
C40-C41	Bone	365	0.6	0.6	0.1	0.6	(0.5 , 0.7)	0.1
C90	Multiple Myeloma	348	0.6	0.5	0.1	0.7	(0.6 , 0.7)	0.1
C07-C08	Salivary glands	226	0.4	0.4	0.0	0.4	(0.3 , 0.4)	0.0
C43	Melanoma of Skin	155	0.3	0.2	0.0	0.3	(0.2 , 0.3)	0.0
C30-C31	Nose, sinuses etc.	138	0.2	0.2	0.0	0.2	(0.2 , 0.3)	0.0
C52	Vagina	124	0.2	0.2	0.0	0.2	(0.2 , 0.3)	0.0
C37-C38	Other Thoracic organs	123	0.2	0.2	0.0	0.2	(0.2 , 0.3)	0.0
C51	Vulva	123	0.2	0.2	0.0	0.2	(0.2 , 0.3)	0.0
C32	Larynx	113	0.2	0.2	0.0	0.2	(0.2 , 0.3)	0.0
C17	Small intestine	89	0.2	0.1	0.0	0.2	(0.1 , 0.2)	0.0
C12-C13	Hypopharynx	86	0.2	0.1	0.0	0.2	(0.1 , 0.2)	0.0
C09	Tonsil	68	0.1	0.1	0.0	0.1	(0.1 , 0.2)	0.0
C69	Eye	67	0.1	0.1	0.0	0.1	(0.1 , 0.2)	0.0
C58	Placenta	65	0.1	0.1	0.0	0.1	(0.1 , 0.1)	0.0
C00	Lip	55	0.1	0.1	0.0	0.1	(0.1 , 0.1)	0.0
C75	Other Endocrine	51	0.1	0.1	0.0	0.1	(0.1 , 0.1)	0.0
C74	Adrenal gland	45	0.1	0.1	0.0	0.1	(0.1 , 0.1)	0.0
C57	Other Female Genital	42	0.1	0.1	0.0	0.1	(0.0 , 0.1)	0.0
C10	Other Oropharynx	30	0.1	0.0	0.0	0.1	(0.0 , 0.1)	0.0
C14	Pharynx unspec.	20	0.0	0.0	0.0	0.0	(0.0 , 0.1)	0.0
C45	Mesothelioma	19	0.0	0.0	0.0	0.0	(0.0 , 0.1)	0.0
C66	Ureter	11	0.0	0.0	0.0	0.0	(0.0 , 0.0)	0.0
C68	Other Urinary organs	10	0.0	0.0	0.0	0.0	(0.0 , 0.0)	0.0
C65	Renal Pelvis	8	0.0	0.0	0.0	0.0	(0.0 , 0.0)	0.0
C88	Immunoproliferative dis.	7	0.0	0.0	0.0	0.0	(0.0 , 0.0)	0.0
C46	Kaposi sarcoma	2	0.0	0.0	0.0	0.0	(0.0 , 0.0)	0.0
All	All sites Total	56,713	100.0	89.0	11.2	99.3	(98.4 , 100.1)	10.6



APPENDIX 10: INCIDENCE SUMMARY TABLE, MALAY MALES, MALAYSIA, 2007-2011

ICD 10	SITE	NO.	%	CR	CR74	ASR	(ASR 95%CL)	CumR
C33-C34	Trachea,Bronchus,Lung	3,094	16.5	8.8	1.6	12.6	(12.1 , 13.0)	1.6
C18-C21	Colorectal	2,872	15.3	8.1	1.4	11.3	(10.8 , 11.7)	1.4
C81-C85,C96	Lymphoma	1,639	8.7	4.6	0.6	5.6	(5.3 , 5.9)	0.6
C91-C95	Leukaemia	1,419	7.6	4.0	0.4	4.4	(4.2 , 4.7)	0.4
C22	Liver	1,195	6.4	3.4	0.5	4.5	(4.2 , 4.7)	0.5
C61	Prostate	1,163	6.2	3.3	0.7	5.3	(5.0 , 5.6)	0.7
C11	Nasopharynx	959	5.1	2.7	0.4	3.3	(3.1 , 3.5)	0.4
C67	Bladder	781	4.2	2.2	0.4	3.3	(3.1 , 3.6)	0.4
C70-C72	Brain, Nervous system	612	3.3	1.7	0.2	1.9	(1.8 , 2.1)	0.2
C44	Other Skin	504	2.7	1.4	0.2	2.0	(1.8 , 2.2)	0.2
C16	Stomach	429	2.3	1.2	0.2	1.7	(1.5 , 1.8)	0.2
C25	Pancreas	379	2.0	1.1	0.2	1.5	(1.3 , 1.7)	0.2
C64	Kidney	316	1.7	0.9	0.1	1.2	(1.1 , 1.3)	0.1
C73	Thyroid	312	1.7	0.9	0.1	1.1	(1.0 , 1.3)	0.1
C40-C41	Bone	282	1.5	0.8	0.1	0.9	(0.7 , 1.0)	0.1
C62	Testis	273	1.5	0.8	0.1	0.8	(0.7 , 0.8)	0.1
Other	Other & unspecified	273	1.5	0.8	0.1	1.0	(0.9 , 1.1)	0.1
C15	Oesophagus	258	1.4	0.7	0.1	1.1	(0.9 , 1.2)	0.1
C32	Larynx	252	1.3	0.7	0.1	1.0	(0.9 , 1.2)	0.1
C47;C49	Connective,Soft tissue	240	1.3	0.7	0.1	0.8	(0.7 , 0.9)	0.1
C90	Multiple Myeloma	220	1.2	0.6	0.1	0.8	(0.7 , 1.0)	0.1
C01-C02	Tongue	165	0.9	0.5	0.1	0.6	(0.5 , 0.7)	0.1
C23-C24	Gallbladder etc.	165	0.9	0.5	0.1	0.7	(0.6 , 0.8)	0.1
C03-C06	Mouth	130	0.7	0.4	0.1	0.5	(0.4 , 0.6)	0.1
C30-C31	Nose, sinuses etc.	128	0.7	0.4	0.1	0.5	(0.4 , 0.5)	0.1
C07-C08	Salivary glands	122	0.7	0.3	0.0	0.4	(0.3 , 0.5)	0.0
C17	Small intestine	69	0.4	0.2	0.0	0.3	(0.2 , 0.3)	0.0
C43	Melanoma of Skin	62	0.3	0.2	0.0	0.2	(0.2 , 0.3)	0.0
C69	Eye	61	0.3	0.2	0.0	0.2	(0.2 , 0.3)	0.0
C37-C38	Other Thoracic organs	61	0.3	0.2	0.0	0.2	(0.1 , 0.2)	0.0
C75	Other Endocrine	61	0.3	0.2	0.0	0.2	(0.1 , 0.2)	0.0
C50	Breast	50	0.3	0.1	0.0	0.2	(0.1 , 0.2)	0.0
C09	Tonsil	42	0.2	0.1	0.0	0.2	(0.1 , 0.2)	0.0
C12-C13	Hypopharynx	35	0.2	0.1	0.0	0.2	(0.1 , 0.2)	0.0
C60	Penis	26	0.1	0.1	0.0	0.1	(0.1 , 0.1)	0.0
C74	Adrenal gland	22	0.1	0.1	0.0	0.1	(0.0 , 0.1)	0.0
C10	Other Oropharynx	22	0.1	0.1	0.0	0.1	(0.0 , 0.1)	0.0
C63	Other male genital	14	0.1	0.0	0.0	0.0	(0.0 , 0.1)	0.0
C14	Pharynx unspec.	14	0.1	0.0	0.0	0.1	(0.0 , 0.1)	0.0
C45	Mesothelioma	11	0.1	0.0	0.0	0.0	(0.0 , 0.1)	0.0
C00	Lip	8	0.0	0.0	0.0	0.0	(0.0 , 0.1)	0.0
C46	Kaposi sarcoma	4	0.0	0.0	0.0	0.0	(0.0 , 0.0)	0.0
C66	Ureter	4	0.0	0.0	0.0	0.0	(0.0 , 0.0)	0.0
C65	Renal Pelvis	3	0.0	0.0	0.0	0.0	(0.0 , 0.0)	0.0
C68	Other Urinary organs	3	0.0	0.0	0.0	0.0	(0.0 , 0.0)	0.0
C88	Immunoproliferative dis.	3	0.0	0.0	0.0	0.0	(0.0 , 0.0)	0.0
All	All sites Total	18,757	100.0	53.1	8.3	70.7	(69.7 , 71.8)	8.0



APPENDIX 11: INCIDENCE SUMMARY TABLE, MALAY FEMALES, MALAYSIA, 2007-2011

ICD 10	SITE	NO.	%	CR	CR74	ASR	(ASR 95%CL)	CumR
C50	Breast	8,225	34.0	23.6	2.9	27.2	(26.6 , 27.8)	2.9
C18-C21	Colorectal	2,231	9.3	6.4	1.0	8.1	(7.8 , 8.4)	1.0
C56	Ovary	1,754	7.3	5.0	0.6	5.8	(5.5 , 6.1)	0.6
C53	Cervix Uteri	1,502	6.2	4.3	0.6	5.1	(4.8 , 5.4)	0.6
C33-C34	Trachea,Bronchus,Lung	1,187	4.9	3.4	0.5	4.4	(4.1 , 4.6)	0.5
C81-C85,C96	Lymphoma	1,142	4.7	3.3	0.4	3.7	(3.5 , 4.0)	0.4
C91-C95	Leukaemia	1,119	4.7	3.2	0.3	3.5	(3.3 , 3.7)	0.3
C73	Thyroid	1,023	4.2	2.9	0.4	3.3	(3.1 , 3.5)	0.4
C54	Corpus Uteri	964	4.0	2.8	0.4	3.3	(3.1 , 3.5)	0.4
C70-C72	Brain, Nervous system	566	2.3	1.6	0.2	1.8	(1.7 , 2.0)	0.2
C22	Liver	477	2.0	1.4	0.2	1.7	(1.6 , 1.9)	0.2
C11	Nasopharynx	401	1.7	1.2	0.1	1.3	(1.2 , 1.4)	0.1
C44	Other Skin	363	1.5	1.0	0.2	1.3	(1.2 , 1.5)	0.2
C16	Stomach	312	1.3	0.9	0.1	1.1	(1.0 , 1.3)	0.1
C25	Pancreas	273	1.1	0.8	0.1	1.0	(0.9 , 1.1)	0.1
C55	Uterus unspec.	264	1.1	0.8	0.1	0.9	(0.8 , 1.0)	0.1
Other	Other & unspecified	236	1.0	0.7	0.1	0.8	(0.7 , 0.9)	0.1
C47;C49	Connective,Soft tissue	207	0.9	0.6	0.1	0.6	(0.6 , 0.7)	0.1
C40-C41	Bone	190	0.8	0.5	0.0	0.5	(0.5 , 0.6)	0.0
C90	Multiple Myeloma	178	0.7	0.5	0.1	0.7	(0.6 , 0.8)	0.1
C64	Kidney	167	0.7	0.5	0.1	0.6	(0.5 , 0.7)	0.1
C01-C02	Tongue	163	0.7	0.5	0.1	0.6	(0.5 , 0.6)	0.1
C23-C24	Gallbladder etc.	155	0.6	0.4	0.1	0.6	(0.5 , 0.7)	0.1
C67	Bladder	151	0.6	0.4	0.1	0.6	(0.5 , 0.6)	0.1
C15	Oesophagus	149	0.6	0.4	0.1	0.6	(0.5 , 0.7)	0.1
C03-C06	Mouth	112	0.5	0.3	0.1	0.4	(0.3 , 0.5)	0.1
C07-C08	Salivary glands	101	0.4	0.3	0.0	0.3	(0.3 , 0.4)	0.0
C43	Melanoma of Skin	69	0.3	0.2	0.0	0.2	(0.2 , 0.3)	0.0
C30-C31	Nose, sinuses etc.	64	0.3	0.2	0.0	0.2	(0.2 , 0.3)	0.0
C51	Vulva	46	0.2	0.1	0.0	0.2	(0.1 , 0.2)	0.0
C58	Placenta	42	0.2	0.1	0.0	0.1	(0.1 , 0.2)	0.0
C37-C38	Other Thoracic organs	40	0.2	0.1	0.0	0.1	(0.1 , 0.2)	0.0
C32	Larynx	38	0.2	0.1	0.0	0.1	(0.1 , 0.2)	0.0
C52	Vagina	38	0.2	0.1	0.0	0.1	(0.1 , 0.2)	0.0
C17	Small intestine	37	0.2	0.1	0.0	0.1	(0.1 , 0.2)	0.0
C69	Eye	31	0.1	0.1	0.0	0.1	(0.1 , 0.1)	0.0
C12-C13	Hypopharynx	28	0.1	0.1	0.0	0.1	(0.1 , 0.1)	0.0
C09	Tonsil	24	0.1	0.1	0.0	0.1	(0.0 , 0.1)	0.0
C75	Other Endocrine	24	0.1	0.1	0.0	0.1	(0.0 , 0.1)	0.0
C57	Other Female Genital	21	0.1	0.1	0.0	0.1	(0.0 , 0.1)	0.0
C74	Adrenal gland	21	0.1	0.1	0.0	0.1	(0.0 , 0.1)	0.0
C00	Lip	17	0.1	0.0	0.0	0.1	(0.0 , 0.1)	0.0
C14	Pharynx unspec.	10	0.0	0.0	0.0	0.0	(0.0 , 0.1)	0.0
C10	Other Oropharynx	8	0.0	0.0	0.0	0.0	(0.0 , 0.0)	0.0
C45	Mesothelioma	6	0.0	0.0	0.0	0.0	(0.0 , 0.0)	0.0
C88	Immunoproliferative dis.	5	0.0	0.0	0.0	0.0	(0.0 , 0.0)	0.0
C65	Renal Pelvis	2	0.0	0.0	0.0	0.0	(0.0 , 0.0)	0.0
C66	Ureter	2	0.0	0.0	0.0	0.0	(0.0 , 0.0)	0.0
C68	Other Urinary organs	2	0.0	0.0	0.0	0.0	(0.0 , 0.0)	0.0
C46	Kaposi sarcoma	1	0.0	0.0	0.0	0.0	(0.0 , 0.0)	0.0
All	All sites Total	24,188	100.0	69.5	9.1	81.9	(80.8 , 82.9)	8.7



APPENDIX 12: INCIDENCE SUMMARY TABLE, CHINESE MALES, MALAYSIA, 2007-2011

ICD 10	SITE	NO.	%	CR	CR74	ASR	(ASR 95%CL)	CumR
C18-C21	Colorectal	3,825	18.7	23.3	2.6	21.1	(20.4 , 21.7)	2.5
C33-C34	Trachea, Bronchus, Lung	3,390	16.6	20.6	2.4	18.8	(18.2 , 19.4)	2.3
C11	Nasopharynx	2,104	10.3	12.8	1.2	11.0	(10.5 , 11.5)	1.2
C61	Prostate	1,589	7.8	9.7	1.2	9.0	(8.6 , 9.5)	1.2
C22	Liver	1,416	6.9	8.6	0.9	7.7	(7.3 , 8.1)	0.9
C16	Stomach	1,001	4.9	6.1	0.6	5.6	(5.2 , 5.9)	0.6
C81-C85, C96	Lymphoma	908	4.5	5.5	0.6	5.0	(4.7 , 5.3)	0.6
C44	Other Skin	687	3.4	4.2	0.4	3.8	(3.5 , 4.1)	0.4
C91-C95	Leukaemia	657	3.2	4.0	0.4	4.0	(3.7 , 4.4)	0.3
C25	Pancreas	516	2.5	3.1	0.4	2.8	(2.6 , 3.1)	0.4
C67	Bladder	510	2.5	3.1	0.3	2.8	(2.6 , 3.1)	0.3
C64	Kidney	498	2.4	3.0	0.3	2.7	(2.5 , 3.0)	0.3
C32	Larynx	431	2.1	2.6	0.3	2.4	(2.2 , 2.6)	0.3
C70-C72	Brain, Nervous system	368	1.8	2.2	0.2	2.1	(1.9 , 2.3)	0.2
Other	Other & unspecified	327	1.6	2.0	0.2	1.8	(1.6 , 2.0)	0.2
C15	Oesophagus	305	1.5	1.9	0.2	1.7	(1.5 , 1.9)	0.2
C23-C24	Gallbladder etc.	177	0.9	1.1	0.1	1.0	(0.8 , 1.1)	0.1
C01-C02	Tongue	171	0.8	1.0	0.1	0.9	(0.8 , 1.1)	0.1
C73	Thyroid	142	0.7	0.9	0.1	0.8	(0.6 , 0.9)	0.1
C40-C41	Bone	128	0.6	0.8	0.1	0.7	(0.6 , 0.9)	0.1
C62	Testis	126	0.6	0.8	0.1	0.7	(0.6 , 0.9)	0.1
C47; C49	Connective, Soft tissue	126	0.6	0.8	0.1	0.7	(0.6 , 0.8)	0.1
C30-C31	Nose, sinuses etc.	116	0.6	0.7	0.1	0.6	(0.5 , 0.7)	0.1
C03-C06	Mouth	110	0.5	0.7	0.1	0.6	(0.5 , 0.7)	0.1
C90	Multiple Myeloma	102	0.5	0.6	0.1	0.6	(0.4 , 0.7)	0.1
C07-C08	Salivary glands	98	0.5	0.6	0.1	0.5	(0.4 , 0.6)	0.1
C12-C13	Hypopharynx	74	0.4	0.5	0.1	0.4	(0.3 , 0.5)	0.1
C37-C38	Other Thoracic organs	73	0.4	0.4	0.0	0.4	(0.3 , 0.5)	0.0
C50	Breast	64	0.3	0.4	0.0	0.4	(0.3 , 0.4)	0.0
C17	Small intestine	62	0.3	0.4	0.0	0.3	(0.3 , 0.4)	0.0
C43	Melanoma of Skin	53	0.3	0.3	0.0	0.3	(0.2 , 0.4)	0.0
C09	Tonsil	46	0.2	0.3	0.0	0.2	(0.2 , 0.3)	0.0
C60	Penis	39	0.2	0.2	0.0	0.2	(0.1 , 0.3)	0.0
C75	Other Endocrine	31	0.2	0.2	0.0	0.2	(0.1 , 0.2)	0.0
C10	Other Oropharynx	30	0.1	0.2	0.0	0.2	(0.1 , 0.2)	0.0
C69	Eye	23	0.1	0.1	0.0	0.2	(0.1 , 0.2)	0.0
C63	Other male genital	15	0.1	0.1	0.0	0.1	(0.0 , 0.1)	0.0
C66	Ureter	14	0.1	0.1	0.0	0.1	(0.0 , 0.1)	0.0
C68	Other Urinary organs	14	0.1	0.1	0.0	0.1	(0.0 , 0.1)	0.0
C74	Adrenal gland	12	0.1	0.1	0.0	0.1	(0.0 , 0.1)	0.0
C14	Pharynx unspec.	11	0.1	0.1	0.0	0.1	(0.0 , 0.1)	0.0
C00	Lip	10	0.0	0.1	0.0	0.1	(0.0 , 0.1)	0.0
C65	Renal Pelvis	10	0.0	0.1	0.0	0.1	(0.0 , 0.1)	0.0
C45	Mesothelioma	7	0.0	0.0	0.0	0.0	(0.0 , 0.1)	0.0
C46	Kaposi sarcoma	6	0.0	0.0	0.0	0.0	(0.0 , 0.1)	0.0
C88	Immunoproliferative dis.	2	0.0	0.0	0.0	0.0	(0.0 , 0.0)	0.0
All	All sites Total	20,424	100.0	124.4	13.4	112.9	(111.4 , 114.5)	12.5



APPENDIX 13: INCIDENCE SUMMARY TABLE, CHINESE FEMALES, MALAYSIA, 2007-2011

ICD 10	SITE	NO.	%	CR	CR74	ASR	(ASR 95%CL)	CumR
C50	Breast	7,333	33.2	47.5	4.6	41.5	(40.6 , 42.5)	4.5
C18-C21	Colorectal	3,023	13.7	19.6	2.1	17.1	(16.5 , 17.7)	2.0
C53	Cervix Uteri	1,732	7.8	11.2	1.2	9.8	(9.4 , 10.3)	1.2
C33-C34	Trachea, Bronchus, Lung	1,486	6.7	9.6	1.0	8.5	(8.1 , 8.9)	1.0
C56	Ovary	1,107	5.0	7.2	0.7	6.3	(6.0 , 6.7)	0.7
C54	Corpus Uteri	853	3.9	5.5	0.6	4.9	(4.5 , 5.2)	0.6
C16	Stomach	725	3.3	4.7	0.4	4.1	(3.8 , 4.4)	0.4
C81-C85, C96	Lymphoma	639	2.9	4.1	0.4	3.7	(3.4 , 4.0)	0.4
C11	Nasopharynx	611	2.8	4.0	0.4	3.5	(3.2 , 3.7)	0.4
C91-C95	Leukaemia	527	2.4	3.4	0.3	3.4	(3.1 , 3.7)	0.3
C44	Other Skin	446	2.0	2.9	0.3	2.5	(2.2 , 2.7)	0.3
C22	Liver	411	1.9	2.7	0.3	2.3	(2.1 , 2.6)	0.3
C25	Pancreas	400	1.8	2.6	0.3	2.3	(2.1 , 2.5)	0.3
C73	Thyroid	371	1.7	2.4	0.2	2.1	(1.9 , 2.3)	0.2
C70-C72	Brain, Nervous system	305	1.4	2.0	0.2	1.9	(1.7 , 2.2)	0.2
Other	Other & unspecified	273	1.2	1.8	0.2	1.5	(1.4 , 1.7)	0.2
C64	Kidney	214	1.0	1.4	0.1	1.2	(1.1 , 1.4)	0.1
C55	Uterus unspec.	199	0.9	1.3	0.1	1.1	(1.0 , 1.3)	0.1
C67	Bladder	185	0.8	1.2	0.1	1.0	(0.9 , 1.2)	0.1
C23-C24	Gallbladder etc.	171	0.8	1.1	0.1	1.0	(0.8 , 1.1)	0.1
C40-C41	Bone	105	0.5	0.7	0.1	0.6	(0.5 , 0.7)	0.1
C47; C49	Connective, Soft tissue	104	0.5	0.7	0.1	0.6	(0.5 , 0.7)	0.1
C01-C02	Tongue	99	0.4	0.6	0.1	0.6	(0.4 , 0.7)	0.1
C90	Multiple Myeloma	98	0.4	0.6	0.1	0.6	(0.4 , 0.7)	0.1
C15	Oesophagus	82	0.4	0.5	0.0	0.5	(0.4 , 0.6)	0.0
C07-C08	Salivary glands	71	0.3	0.5	0.0	0.4	(0.3 , 0.5)	0.0
C03-C06	Mouth	66	0.3	0.4	0.0	0.4	(0.3 , 0.5)	0.0
C43	Melanoma of Skin	55	0.2	0.4	0.0	0.3	(0.2 , 0.4)	0.0
C30-C31	Nose, sinuses etc.	52	0.2	0.3	0.0	0.3	(0.2 , 0.4)	0.0
C51	Vulva	52	0.2	0.3	0.0	0.3	(0.2 , 0.4)	0.0
C52	Vagina	52	0.2	0.3	0.0	0.3	(0.2 , 0.4)	0.0
C37-C38	Other Thoracic organs	49	0.2	0.3	0.0	0.3	(0.2 , 0.4)	0.0
C32	Larynx	41	0.2	0.3	0.0	0.2	(0.2 , 0.3)	0.0
C17	Small intestine	32	0.1	0.2	0.0	0.2	(0.1 , 0.2)	0.0
C09	Tonsil	24	0.1	0.2	0.0	0.1	(0.1 , 0.2)	0.0
C75	Other Endocrine	18	0.1	0.1	0.0	0.1	(0.1 , 0.2)	0.0
C69	Eye	16	0.1	0.1	0.0	0.1	(0.0 , 0.1)	0.0
C74	Adrenal gland	14	0.1	0.1	0.0	0.1	(0.0 , 0.2)	0.0
C57	Other Female Genital	12	0.1	0.1	0.0	0.1	(0.0 , 0.1)	0.0
C12-C13	Hypopharynx	10	0.0	0.1	0.0	0.1	(0.0 , 0.1)	0.0
C66	Ureter	9	0.0	0.1	0.0	0.1	(0.0 , 0.1)	0.0
C10	Other Oropharynx	8	0.0	0.1	0.0	0.0	(0.0 , 0.1)	0.0
C45	Mesothelioma	8	0.0	0.1	0.0	0.0	(0.0 , 0.1)	0.0
C00	Lip	7	0.0	0.0	0.0	0.0	(0.0 , 0.1)	0.0
C58	Placenta	5	0.0	0.0	0.0	0.0	(0.0 , 0.1)	0.0
C65	Renal Pelvis	5	0.0	0.0	0.0	0.0	(0.0 , 0.1)	0.0
C68	Other Urinary organs	4	0.0	0.0	0.0	0.0	(0.0 , 0.0)	0.0
C14	Pharynx unspec.	3	0.0	0.0	0.0	0.0	(0.0 , 0.0)	0.0
C46	Kaposi sarcoma	1	0.0	0.0	0.0	0.0	(0.0 , 0.0)	0.0
C88	Immunoproliferative dis.	1	0.0	0.0	0.0	0.0	(0.0 , 0.0)	0.0
All	All sites Total	22,114	100.0	143.2	14.2	126.2	(124.5 , 127.9)	13.2



APPENDIX 14: INCIDENCE SUMMARY TABLE, INDIAN MALES, MALAYSIA, 2007-2011

ICD 10	SITE	NO.	%	CR	CR74	ASR	(ASR 95%CL)	CumR
C18-C21	Colorectal	389	14.5	8.1	1.2	10.3	(9.2 , 11.4)	1.2
C33-C34	Trachea,Bronchus,Lung	270	10.1	5.6	1.0	7.6	(6.6 , 8.5)	1.0
C61	Prostate	188	7.0	3.9	0.8	6.1	(5.2 , 7.0)	0.8
C16	Stomach	187	7.0	3.9	0.6	5.2	(4.4 , 5.9)	0.6
C81-C85,C96	Lymphoma	187	7.0	3.9	0.4	4.2	(3.6 , 4.8)	0.4
C91-C95	Leukaemia	171	6.4	3.6	0.3	3.8	(3.2 , 4.3)	0.3
C22	Liver	114	4.3	2.4	0.4	3.1	(2.5 , 3.7)	0.4
C03-C06	Mouth	107	4.0	2.2	0.3	2.9	(2.3 , 3.4)	0.3
C15	Oesophagus	98	3.7	2.0	0.4	2.7	(2.1 , 3.2)	0.4
C32	Larynx	90	3.4	1.9	0.3	2.3	(1.8 , 2.8)	0.3
C67	Bladder	86	3.2	1.8	0.3	2.5	(2.0 , 3.1)	0.3
C70-C72	Brain, Nervous system	83	3.1	1.7	0.2	1.8	(1.4 , 2.2)	0.2
C01-C02	Tongue	74	2.8	1.5	0.2	1.9	(1.4 , 2.3)	0.2
C25	Pancreas	70	2.6	1.5	0.2	1.8	(1.3 , 2.2)	0.2
Other	Other & unspecified	55	2.1	1.2	0.2	1.4	(1.0 , 1.8)	0.2
C64	Kidney	47	1.8	1.0	0.2	1.3	(0.9 , 1.6)	0.2
C44	Other Skin	45	1.7	0.9	0.2	1.3	(0.9 , 1.6)	0.2
C11	Nasopharynx	44	1.6	0.9	0.1	1.1	(0.8 , 1.4)	0.1
C62	Testis	43	1.6	0.9	0.1	0.8	(0.6 , 1.1)	0.1
C12-C13	Hypopharynx	38	1.4	0.8	0.2	1.0	(0.7 , 1.4)	0.2
C73	Thyroid	30	1.1	0.6	0.1	0.7	(0.4 , 1.0)	0.1
C09	Tonsil	29	1.1	0.6	0.1	0.7	(0.5 , 1.0)	0.1
C40-C41	Bone	28	1.0	0.6	0.1	0.6	(0.4 , 0.8)	0.1
C23-C24	Gallbladder etc.	27	1.0	0.6	0.1	0.7	(0.4 , 1.0)	0.1
C10	Other Oropharynx	26	1.0	0.5	0.1	0.7	(0.4 , 1.0)	0.1
C90	Multiple Myeloma	25	0.9	0.5	0.1	0.8	(0.5 , 1.1)	0.1
C07-C08	Salivary glands	24	0.9	0.5	0.1	0.6	(0.4 , 0.9)	0.1
C60	Penis	16	0.6	0.3	0.1	0.4	(0.2 , 0.6)	0.1
C47;C49	Connective,Soft tissue	14	0.5	0.3	0.0	0.3	(0.1 , 0.5)	0.0
C50	Breast	10	0.4	0.2	0.0	0.2	(0.1 , 0.4)	0.0
C75	Other Endocrine	10	0.4	0.2	0.0	0.2	(0.1 , 0.4)	0.0
C00	Lip	9	0.3	0.2	0.0	0.2	(0.1 , 0.4)	0.0
C17	Small intestine	9	0.3	0.2	0.0	0.2	(0.1 , 0.4)	0.0
C14	Pharynx unspec.	8	0.3	0.2	0.0	0.2	(0.1 , 0.4)	0.0
C43	Melanoma of Skin	8	0.3	0.2	0.0	0.2	(0.1 , 0.3)	0.0
C30-C31	Nose, sinuses etc.	6	0.2	0.1	0.0	0.2	(0.0 , 0.3)	0.0
C37-C38	Other Thoracic organs	4	0.1	0.1	0.0	0.1	(0.0 , 0.1)	0.0
C69	Eye	4	0.1	0.1	0.0	0.1	(0.0 , 0.2)	0.0
C74	Adrenal gland	2	0.1	0.0	0.0	0.1	(0.0 , 0.1)	0.0
C45	Mesothelioma	1	0.0	0.0	0.0	0.0	(0.0 , 0.1)	0.0
C46	Kaposi sarcoma	1	0.0	0.0	0.0	0.0	(0.0 , 0.1)	0.0
C63	Other male genital	1	0.0	0.0	0.0	0.0	(0.0 , 0.1)	0.0
C66	Ureter	1	0.0	0.0	0.0	0.0	(0.0 , 0.1)	0.0
All	All sites Total	2,679	100.0	56.0	8.4	70.4	(67.6 , 73.2)	8.1



APPENDIX 15: INCIDENCE SUMMARY TABLE, INDIAN FEMALES, MALAYSIA, 2007-2011

ICD 10	SITE	NO.	%	CR	CR74	ASR	(ASR 95%CL)	CumR
C50	Breast	1,705	35.5	36.0	4.2	37.1	(35.3 , 38.9)	4.2
C18-C21	Colorectal	364	7.6	7.7	1.1	8.7	(7.8 , 9.7)	1.1
C53	Cervix Uteri	327	6.8	6.9	0.9	7.6	(6.7 , 8.4)	0.9
C03-C06	Mouth	287	6.0	6.1	1.0	7.5	(6.6 , 8.4)	1.0
C56	Ovary	277	5.8	5.8	0.7	6.1	(5.3 , 6.8)	0.7
C54	Corpus Uteri	204	4.3	4.3	0.6	4.8	(4.1 , 5.4)	0.6
C15	Oesophagus	145	3.0	3.1	0.5	3.6	(3.0 , 4.2)	0.5
C16	Stomach	137	2.9	2.9	0.4	3.2	(2.7 , 3.8)	0.4
C91-C95	Leukaemia	137	2.9	2.9	0.3	3.0	(2.5 , 3.5)	0.3
C81-C85,C96	Lymphoma	130	2.7	2.7	0.4	3.0	(2.5 , 3.5)	0.4
C33-C34	Trachea,Bronchus,Lung	127	2.6	2.7	0.4	3.1	(2.5 , 3.7)	0.4
C73	Thyroid	119	2.5	2.5	0.3	2.5	(2.0 , 3.0)	0.3
C01-C02	Tongue	100	2.1	2.1	0.3	2.5	(2.0 , 2.9)	0.3
C70-C72	Brain, Nervous system	78	1.6	1.6	0.2	1.7	(1.3 , 2.1)	0.2
C55	Uterus unspec.	60	1.3	1.3	0.2	1.4	(1.1 , 1.8)	0.2
C44	Other Skin	59	1.2	1.2	0.2	1.5	(1.1 , 1.8)	0.2
C22	Liver	58	1.2	1.2	0.2	1.5	(1.1 , 1.9)	0.2
Other	Other & unspecified	58	1.2	1.2	0.2	1.4	(1.1 , 1.8)	0.2
C25	Pancreas	57	1.2	1.2	0.2	1.3	(1.0 , 1.7)	0.2
C23-C24	Gallbladder etc.	37	0.8	0.8	0.1	0.9	(0.6 , 1.3)	0.1
C12-C13	Hypopharynx	35	0.7	0.7	0.1	0.9	(0.6 , 1.1)	0.1
C64	Kidney	27	0.6	0.6	0.1	0.6	(0.4 , 0.8)	0.1
C40-C41	Bone	26	0.5	0.5	0.1	0.6	(0.4 , 0.9)	0.1
C11	Nasopharynx	25	0.5	0.5	0.1	0.6	(0.3 , 0.8)	0.1
C67	Bladder	24	0.5	0.5	0.1	0.6	(0.4 , 0.9)	0.1
C90	Multiple Myeloma	24	0.5	0.5	0.1	0.6	(0.4 , 0.9)	0.1
C32	Larynx	20	0.4	0.4	0.1	0.5	(0.3 , 0.7)	0.1
C07-C08	Salivary glands	18	0.4	0.4	0.0	0.4	(0.2 , 0.5)	0.0
C47;C49	Connective,Soft tissue	16	0.3	0.3	0.0	0.4	(0.2 , 0.6)	0.0
C00	Lip	15	0.3	0.3	0.0	0.4	(0.2 , 0.5)	0.0
C52	Vagina	14	0.3	0.3	0.0	0.3	(0.1 , 0.5)	0.0
C10	Other Oropharynx	11	0.2	0.2	0.0	0.3	(0.1 , 0.5)	0.0
C09	Tonsil	10	0.2	0.2	0.0	0.2	(0.1 , 0.4)	0.0
C30-C31	Nose, sinuses etc.	10	0.2	0.2	0.0	0.2	(0.1 , 0.4)	0.0
C37-C38	Other Thoracic organs	10	0.2	0.2	0.0	0.2	(0.1 , 0.3)	0.0
C51	Vulva	10	0.2	0.2	0.0	0.2	(0.1 , 0.4)	0.0
C75	Other Endocrine	8	0.2	0.2	0.0	0.2	(0.0 , 0.3)	0.0
C17	Small intestine	6	0.1	0.1	0.0	0.1	(0.0 , 0.2)	0.0
C14	Pharynx unspec.	5	0.1	0.1	0.0	0.1	(0.0 , 0.2)	0.0
C43	Melanoma of Skin	5	0.1	0.1	0.0	0.1	(0.0 , 0.2)	0.0
C57	Other Female Genital	4	0.1	0.1	0.0	0.1	(0.0 , 0.2)	0.0
C69	Eye	3	0.1	0.1	0.0	0.1	(0.0 , 0.1)	0.0
C45	Mesothelioma	2	0.0	0.0	0.0	0.0	(0.0 , 0.1)	0.0
C58	Placenta	1	0.0	0.0	0.0	0.0	(0.0 , 0.1)	0.0
C65	Renal Pelvis	1	0.0	0.0	0.0	0.0	(0.0 , 0.1)	0.0
C74	Adrenal gland	1	0.0	0.0	0.0	0.0	(0.0 , 0.1)	0.0
C88	Immunoproliferative dis.	1	0.0	0.0	0.0	0.0	(0.0 , 0.1)	0.0
All	All sites Total	4,798	100.0	101.2	13.0	110.1	(106.9 , 113.3)	12.2



APPENDIX 16: INCIDENCE SUMMARY TABLE, OTHERS MALES, MALAYSIA, 2007-2011

ICD 10	SITE	NO.	%	CR	CR74	ASR	(ASR 95%CL)	CumR
C11	Nasopharynx	678	13.7	7.6	1.1	9.9	(9.1 , 10.6)	1.1
C33-C34	Trachea,Bronchus,Lung	661	13.4	7.4	1.5	11.9	(11.0 , 12.8)	1.5
C18-C21	Colorectal	560	11.3	6.2	1.1	9.4	(8.6 , 10.2)	1.1
C81-C85,C96	Lymphoma	437	8.9	4.9	0.8	6.7	(6.0 , 7.3)	0.8
C16	Stomach	397	8.0	4.4	0.9	7.1	(6.4 , 7.8)	0.9
C22	Liver	329	6.7	3.7	0.7	5.8	(5.1 , 6.4)	0.7
C91-C95	Leukaemia	302	6.1	3.4	0.3	3.8	(3.3 , 4.2)	0.3
C61	Prostate	192	3.9	2.1	0.5	3.8	(3.2 , 4.3)	0.5
C44	Other Skin	148	3.0	1.6	0.3	2.6	(2.2 , 3.1)	0.3
C70-C72	Brain, Nervous system	113	2.3	1.3	0.1	1.5	(1.2 , 1.7)	0.1
C67	Bladder	100	2.0	1.1	0.3	1.8	(1.4 , 2.2)	0.3
Other	Other & unspecified	86	1.7	1.0	0.2	1.5	(1.1 , 1.8)	0.2
C25	Pancreas	76	1.5	0.8	0.2	1.4	(1.0 , 1.7)	0.2
C15	Oesophagus	76	1.5	0.8	0.2	1.4	(1.1 , 1.7)	0.2
C73	Thyroid	65	1.3	0.7	0.1	1.1	(0.8 , 1.3)	0.1
C40-C41	Bone	55	1.1	0.6	0.1	0.6	(0.4 , 0.8)	0.1
C62	Testis	54	1.1	0.6	0.1	0.6	(0.4 , 0.8)	0.1
C47;C49	Connective,Soft tissue	54	1.1	0.6	0.1	0.7	(0.5 , 1.0)	0.1
C32	Larynx	52	1.1	0.6	0.1	1.0	(0.7 , 1.3)	0.1
C01-C02	Tongue	51	1.0	0.6	0.1	0.9	(0.6 , 1.1)	0.1
C90	Multiple Myeloma	49	1.0	0.5	0.1	0.8	(0.6 , 1.1)	0.1
C23-C24	Gallbladder etc.	44	0.9	0.5	0.1	0.8	(0.6 , 1.0)	0.1
C43	Melanoma of Skin	44	0.9	0.5	0.1	0.8	(0.5 , 1.0)	0.1
C03-C06	Mouth	44	0.9	0.5	0.1	0.8	(0.5 , 1.0)	0.1
C64	Kidney	40	0.8	0.4	0.1	0.6	(0.4 , 0.9)	0.1
C60	Penis	34	0.7	0.4	0.1	0.5	(0.3 , 0.7)	0.1
C07-C08	Salivary glands	29	0.6	0.3	0.0	0.4	(0.2 , 0.6)	0.0
C37-C38	Other Thoracic organs	29	0.6	0.3	0.1	0.5	(0.3 , 0.7)	0.1
C12-C13	Hypopharynx	25	0.5	0.3	0.1	0.5	(0.3 , 0.7)	0.1
C30-C31	Nose, sinuses etc.	20	0.4	0.2	0.0	0.3	(0.2 , 0.4)	0.0
C69	Eye	16	0.3	0.2	0.0	0.2	(0.1 , 0.3)	0.0
C17	Small intestine	13	0.3	0.1	0.0	0.2	(0.1 , 0.3)	0.0
C50	Breast	13	0.3	0.1	0.0	0.2	(0.1 , 0.3)	0.0
C74	Adrenal gland	11	0.2	0.1	0.0	0.2	(0.1 , 0.3)	0.0
C09	Tonsil	10	0.2	0.1	0.0	0.2	(0.1 , 0.3)	0.0
C75	Other Endocrine	7	0.1	0.1	0.0	0.1	(0.0 , 0.1)	0.0
C46	Kaposi sarcoma	6	0.1	0.1	0.0	0.1	(0.0 , 0.2)	0.0
C14	Pharynx unspec.	4	0.1	0.0	0.0	0.1	(0.0 , 0.1)	0.0
C00	Lip	3	0.1	0.0	0.0	0.0	(0.0 , 0.1)	0.0
C10	Other Oropharynx	3	0.1	0.0	0.0	0.1	(0.0 , 0.1)	0.0
C45	Mesothelioma	3	0.1	0.0	0.0	0.0	(0.0 , 0.1)	0.0
C63	Other male genital	1	0.0	0.0	0.0	0.0	(0.0 , 0.0)	0.0
All	All sites Total	4,934	100.0	55.0	9.7	80.5	(78.2 , 82.8)	9.2



APPENDIX 17: INCIDENCE SUMMARY TABLE, OTHERS FEMALES, MALAYSIA, 2007-2011

ICD 10	SITE	NO.	%	CR	CR74	ASR	(ASR 95%CL)	CumR
C50	Breast	943	16.8	10.8	1.5	14.3	(13.3 , 15.2)	1.5
C53	Cervix Uteri	791	14.1	9.1	1.3	12.0	(11.2 , 12.9)	1.3
C18-C21	Colorectal	429	7.6	4.9	0.9	7.4	(6.6 , 8.1)	0.9
C33-C34	Trachea,Bronchus,Lung	393	7.0	4.5	1.0	7.4	(6.7 , 8.2)	1.0
C56	Ovary	334	6.0	3.8	0.5	4.9	(4.3 , 5.4)	0.5
C81-C85,C96	Lymphoma	292	5.2	3.3	0.5	4.5	(4.0 , 5.1)	0.5
C16	Stomach	273	4.9	3.1	0.6	4.9	(4.3 , 5.5)	0.6
C11	Nasopharynx	268	4.8	3.1	0.4	4.0	(3.5 , 4.5)	0.4
C91-C95	Leukaemia	241	4.3	2.8	0.3	3.2	(2.8 , 3.6)	0.3
C73	Thyroid	210	3.7	2.4	0.4	3.2	(2.7 , 3.6)	0.4
C44	Other Skin	177	3.2	2.0	0.4	3.2	(2.7 , 3.7)	0.4
C54	Corpus Uteri	160	2.9	1.8	0.3	2.5	(2.1 , 2.9)	0.3
C22	Liver	128	2.3	1.5	0.3	2.3	(1.9 , 2.7)	0.3
C70-C72	Brain, Nervous system	111	2.0	1.3	0.2	1.5	(1.2 , 1.8)	0.2
Other	Other & unspecified	80	1.4	0.9	0.1	1.3	(1.0 , 1.6)	0.1
C03-C06	Mouth	60	1.1	0.7	0.2	1.1	(0.8 , 1.4)	0.2
C25	Pancreas	58	1.0	0.7	0.1	1.0	(0.7 , 1.3)	0.1
C55	Uterus unspec.	57	1.0	0.7	0.1	0.9	(0.6 , 1.1)	0.1
C15	Oesophagus	53	0.9	0.6	0.1	1.0	(0.7 , 1.3)	0.1
C47;C49	Connective,Soft tissue	51	0.9	0.6	0.1	0.7	(0.5 , 0.9)	0.1
C90	Multiple Myeloma	48	0.9	0.6	0.1	0.9	(0.6 , 1.1)	0.1
C23-C24	Gallbladder etc.	46	0.8	0.5	0.1	0.9	(0.6 , 1.1)	0.1
C40-C41	Bone	44	0.8	0.5	0.0	0.5	(0.4 , 0.7)	0.0
C67	Bladder	40	0.7	0.5	0.1	0.7	(0.5 , 1.0)	0.1
C01-C02	Tongue	39	0.7	0.4	0.1	0.6	(0.4 , 0.8)	0.1
C07-C08	Salivary glands	36	0.6	0.4	0.1	0.5	(0.3 , 0.7)	0.1
C43	Melanoma of Skin	26	0.5	0.3	0.1	0.5	(0.3 , 0.6)	0.1
C64	Kidney	26	0.5	0.3	0.0	0.4	(0.2 , 0.5)	0.0
C37-C38	Other Thoracic organs	24	0.4	0.3	0.1	0.4	(0.2 , 0.6)	0.1
C52	Vagina	20	0.4	0.2	0.0	0.3	(0.2 , 0.5)	0.0
C58	Placenta	17	0.3	0.2	0.0	0.2	(0.1 , 0.3)	0.0
C69	Eye	17	0.3	0.2	0.0	0.2	(0.1 , 0.3)	0.0
C00	Lip	16	0.3	0.2	0.0	0.3	(0.2 , 0.5)	0.0
C51	Vulva	15	0.3	0.2	0.0	0.3	(0.1 , 0.4)	0.0
C17	Small intestine	14	0.2	0.2	0.0	0.2	(0.1 , 0.4)	0.0
C32	Larynx	14	0.2	0.2	0.0	0.3	(0.1 , 0.4)	0.0
C12-C13	Hypopharynx	13	0.2	0.1	0.0	0.3	(0.1 , 0.4)	0.0
C30-C31	Nose, sinuses etc.	12	0.2	0.1	0.0	0.2	(0.1 , 0.3)	0.0
C09	Tonsil	10	0.2	0.1	0.0	0.2	(0.1 , 0.3)	0.0
C74	Adrenal gland	9	0.2	0.1	0.0	0.1	(0.0 , 0.2)	0.0
C57	Other Female Genital	5	0.1	0.1	0.0	0.1	(0.0 , 0.1)	0.0
C68	Other Urinary organs	4	0.1	0.0	0.0	0.1	(0.0 , 0.1)	0.0
C10	Other Oropharynx	3	0.1	0.0	0.0	0.1	(0.0 , 0.1)	0.0
C45	Mesothelioma	3	0.1	0.0	0.0	0.1	(0.0 , 0.1)	0.0
C14	Pharynx unspec.	2	0.0	0.0	0.0	0.0	(0.0 , 0.1)	0.0
C75	Other Endocrine	1	0.0	0.0	0.0	0.0	(0.0 , 0.1)	0.0
All	All sites Total	5,613	100.0	64.4	10.2	89.6	(87.2 , 92.0)	9.7



APPENDIX 18: INCIDENCE SUMMARY TABLE OF 15 SELECTED CANCER SITES BY STATE AND SEX, MALAYSIA, 2007-2011

STATE	MALE					FEMALE				
	NO.	CR	CR74	ASR	CumR	NO.	CR	CR74	ASR	CumR
1. Female Breast										
Selangor						3,159	25.8	3.6	31.7	3.5
Johor						2,792	37.7	4.3	39.8	4.2
Sabah						805	13.9	2.2	19.7	2.1
Sarawak						1,198	20.9	2.5	22.7	2.4
Perak						1,809	31.8	3.2	29.3	3.1
Kedah						1,220	26.2	2.7	25.9	2.7
WPKL & Putrajaya						1,453	38.8	4.8	42.2	4.7
Kelantan						594	15.5	1.8	17.0	1.8
Penang						1,958	53.6	5.5	50.0	5.4
Pahang						790	23.3	2.8	25.7	2.7
Terengganu						534	21.4	2.6	24.8	2.6
Negeri Sembilan						883	37.4	4.0	37.0	3.9
Melaka						731	36.4	4.0	35.7	3.9
Perlis						151	26.4	2.9	26.4	2.9
W.P. Labuan						17	8.9	1.5	12.6	1.5
2. Colorectal										
Selangor	1,108	8.7	1.8	13.5	1.8	889	7.3	1.4	10.6	1.4
Johor	1,173	15.0	2.3	18.2	2.2	920	12.4	1.7	14.1	1.7
Sabah	519	8.7	1.7	14.3	1.7	367	6.3	1.3	10.6	1.3
Sarawak	638	10.7	1.5	12.3	1.5	509	8.9	1.2	10.2	1.2
Perak	657	11.5	1.3	10.9	1.3	532	9.3	1.0	8.3	1.0
Kedah	545	11.7	1.6	13.2	1.6	422	9.1	1.2	9.3	1.2
WPKL & Putrajaya	428	11.2	1.9	14.5	1.9	348	9.3	1.5	11.8	1.5
Kelantan	357	9.3	1.4	11.9	1.4	266	7.0	1.0	7.8	1.0
Penang	810	22.3	2.7	23.3	2.6	720	19.7	2.2	18.7	2.1
Pahang	355	9.9	1.5	12.3	1.5	239	7.0	1.0	8.1	1.0
Terengganu	227	8.7	1.6	12.0	1.6	175	7.0	1.1	8.9	1.1
Negeri Sembilan	400	16.5	2.5	19.2	2.4	322	13.6	1.7	14.4	1.7
Melaka	298	15.5	2.1	17.4	2.1	251	12.5	1.5	12.2	1.5
Perlis	69	7.9	1.5	12.4	1.5	47	8.2	0.9	7.7	0.9
W.P. Labuan	10	5.0	1.3	11.4	1.3	3	1.6	0.3	2.8	0.3
3. Trachea, Bronchus, Lung										
Selangor	759	6.0	1.2	9.4	1.2	353	2.9	0.5	4.3	0.5
Johor	1,289	16.4	2.7	20.3	2.6	487	6.6	0.9	7.6	0.9
Sabah	482	8.1	1.8	14.0	1.8	294	5.1	1.2	9.2	1.2
Sarawak	619	10.4	1.6	12.2	1.5	347	6.0	1.0	7.3	1.0
Perak	788	13.7	1.6	13.1	1.6	299	5.2	0.6	4.7	0.6
Kedah	400	8.6	1.2	9.8	1.2	193	4.2	0.5	4.2	0.5
WPKL & Putrajaya	383	10.0	1.6	12.9	1.6	175	4.7	0.7	6.0	0.7
Kelantan	333	8.7	1.4	11.2	1.4	141	3.7	0.5	4.2	0.5
Penang	861	23.7	3.2	25.1	3.1	341	9.3	1.0	8.9	1.0
Pahang	444	12.3	2.0	15.9	2.0	164	4.8	0.7	5.9	0.7
Terengganu	313	11.9	2.2	16.7	2.2	113	4.5	0.7	5.7	0.7
Negeri Sembilan	270	11.1	1.6	12.9	1.6	122	5.2	0.7	5.4	0.7
Melaka	343	17.8	2.5	20.4	2.5	92	4.6	0.6	4.5	0.6
Perlis	69	7.9	1.6	12.4	1.6	27	4.7	0.5	4.5	0.5
W.P. Labuan	5	2.5	0.7	6.3	0.7	1	0.5	0.3	1.5	0.2



STATE	MALE					FEMALE				
	NO.	CR	CR74	ASR	CumR	NO.	CR	CR74	ASR	CumR
4. Lymphoma										
Selangor	24	2.7	0.6	4.3	0.6	13	2.3	0.2	2.1	0.2
Johor	456	5.8	0.7	6.4	0.7	320	4.3	0.5	4.6	0.5
Sabah	261	4.4	0.7	6.3	0.7	195	3.4	0.5	4.8	0.5
Sarawak	359	6.0	0.7	6.6	0.7	255	4.4	0.5	4.9	0.5
Perak	219	3.8	0.4	3.7	0.4	173	3.0	0.3	2.8	0.3
Kedah	153	3.3	0.4	3.5	0.4	85	1.8	0.2	1.8	0.2
WPKL & Putrajaya	135	3.5	0.5	3.9	0.5	106	2.8	0.4	3.2	0.4
Kelantan	132	3.4	0.4	3.9	0.4	82	2.1	0.2	2.4	0.2
Penang	272	7.5	0.8	7.6	0.8	191	5.2	0.6	5.0	0.6
Pahang	160	4.4	0.6	5.3	0.6	106	3.1	0.4	3.5	0.4
Terengganu	107	4.1	0.6	4.9	0.6	60	2.4	0.3	2.8	0.3
Negeri Sembilan	139	5.7	0.6	6.0	0.6	91	3.8	0.4	4.0	0.4
Melaka	145	7.5	0.9	7.9	0.9	97	4.8	0.5	4.6	0.5
Perlis	24	2.7	0.6	4.3	0.6	13	2.3	0.2	2.1	0.2
W.P. Labuan	5	2.5	0.5	4.0	0.5	6	3.1	0.3	3.5	0.3
5. Nasopharynx										
Selangor	382	3.0	0.4	3.5	0.4	130	1.1	0.1	1.2	0.1
Johor	524	6.7	0.8	7.2	0.8	172	2.3	0.2	2.4	0.2
Sabah	369	6.2	1.0	8.5	1.0	152	2.6	0.4	3.7	0.4
Sarawak	665	11.2	1.3	11.6	1.2	258	4.5	0.5	4.8	0.5
Perak	459	8.0	0.9	7.7	0.9	141	2.5	0.2	2.3	0.2
Kedah	182	3.9	0.5	4.1	0.5	48	1.0	0.1	1.0	0.1
WPKL & Putrajaya	210	5.5	0.6	5.9	0.6	71	1.9	0.2	2.0	0.2
Kelantan	77	2.0	0.3	2.4	0.3	28	0.7	0.1	0.8	0.1
Penang	394	10.8	1.1	10.2	1.1	127	3.5	0.4	3.3	0.4
Pahang	135	3.7	0.5	4.4	0.5	40	1.2	0.2	1.3	0.2
Terengganu	70	2.7	0.3	3.1	0.3	35	1.4	0.2	1.7	0.2
Negeri Sembilan	143	5.9	0.7	6.2	0.7	38	1.6	0.1	1.5	0.1
Melaka	112	5.8	0.6	6.1	0.6	53	2.6	0.3	2.6	0.3
Perlis	23	2.6	0.5	4.0	0.5	3	0.5	0.1	0.6	0.1
W.P. Labuan	9	4.5	1.0	8.1	1.0	1	0.5	0.1	0.7	0.1
6. Leukaemia										
Selangor	439	3.5	0.4	4.0	0.4	350	2.9	0.3	3.2	0.3
Johor	392	5.0	0.4	5.3	0.4	288	3.9	0.3	4.1	0.3
Sabah	212	3.5	0.3	3.9	0.3	153	2.6	0.2	3.0	0.2
Sarawak	248	4.2	0.4	4.5	0.4	196	3.4	0.3	3.7	0.3
Perak	147	2.6	0.2	2.7	0.2	151	2.7	0.2	2.6	0.2
Kedah	152	3.3	0.3	3.4	0.3	128	2.8	0.2	2.9	0.2
WPKL & Putrajaya	91	2.4	0.3	2.6	0.3	75	2.0	0.2	2.1	0.2
Kelantan	145	3.8	0.3	4.0	0.3	116	3.0	0.3	3.2	0.3
Penang	217	6.0	0.6	6.4	0.6	183	5.0	0.4	5.3	0.4
Pahang	116	3.2	0.3	3.5	0.3	96	2.8	0.3	3.0	0.3
Terengganu	131	5.0	0.4	5.2	0.4	96	3.8	0.4	4.2	0.4
Negeri Sembilan	86	3.5	0.4	3.8	0.4	76	3.2	0.3	3.3	0.3
Melaka	118	6.1	0.5	6.6	0.5	83	4.1	0.4	4.4	0.4
Perlis	32	3.7	0.5	6.0	0.5	11	1.9	0.1	2.1	0.1
W.P. Labuan	0	0.0	0.0	0.0	0.0	4	2.1	0.4	3.1	0.4



STATE	MALE					FEMALE				
	NO.	CR	CR74	ASR	CumR	NO.	CR	CR74	ASR	CumR
7. Cervix Uteri										
Selangor						537	4.4	0.7	5.7	0.7
Johor						518	7.0	0.9	7.6	0.9
Sabah						471	8.1	1.3	11.5	1.3
Sarawak						640	11.2	1.3	12.1	1.3
Perak						380	6.7	0.7	6.1	0.7
Kedah						295	6.3	0.7	6.3	0.7
WPKL & Putrajaya						222	5.9	0.8	6.8	0.8
Kelantan						132	3.5	0.4	3.8	0.4
Penang						399	10.9	1.2	10.1	1.2
Pahang						193	5.7	0.7	6.3	0.7
Terengganu						120	4.8	0.7	5.8	0.7
Negeri Sembilan						190	8.0	1.0	8.2	1.0
Melaka						162	8.1	0.9	7.9	0.9
Perlis						55	9.6	1.0	9.6	1.0
W.P. Labuan						7	3.7	0.6	6.3	0.6
8. Liver										
Selangor	550	4.3	0.8	6.4	0.8	185	1.5	0.3	2.2	0.3
Johor	413	5.3	0.7	6.1	0.7	144	1.9	0.3	2.2	0.3
Sabah	236	3.9	0.8	6.6	0.8	84	1.4	0.4	2.7	0.4
Sarawak	289	4.9	0.7	5.5	0.7	88	1.5	0.2	1.8	0.2
Perak	226	3.9	0.5	3.7	0.5	73	1.3	0.1	1.1	0.1
Kedah	128	2.7	0.4	3.1	0.4	66	1.4	0.2	1.4	0.2
WPKL & Putrajaya	79	2.1	0.3	2.5	0.3	24	0.6	0.1	0.7	0.1
Kelantan	166	4.3	0.6	5.4	0.6	69	1.8	0.2	2.0	0.2
Penang	361	9.9	1.2	10.2	1.2	135	3.7	0.4	3.6	0.4
Pahang	150	4.2	0.6	5.0	0.6	57	1.7	0.2	1.9	0.2
Terengganu	157	6.0	0.9	7.6	0.9	49	2.0	0.3	2.5	0.3
Negeri Sembilan	127	5.2	0.7	5.8	0.7	49	2.1	0.3	2.3	0.3
Melaka	126	6.6	0.9	7.2	0.9	35	1.7	0.2	1.7	0.2
Perlis	20	2.3	0.4	3.6	0.4	11	1.9	0.2	1.8	0.2
W.P. Labuan	2	1.0	0.0	1.9	0.0	0	0.0	0.0	0.0	0.0
9. Ovary										
Selangor						508	4.1	0.6	5.1	0.2
Johor						446	6.0	0.7	6.4	0.4
Sabah						259	4.5	0.6	6.1	0.6
Sarawak						325	5.7	0.6	6.1	0.5
Perak						359	6.3	0.6	5.9	0.2
Kedah						233	5.0	0.5	5.0	0.2
WPKL & Putrajaya						118	3.1	0.4	3.5	0.3
Kelantan						184	4.8	0.6	5.3	0.1
Penang						332	9.1	0.9	8.6	0.5
Pahang						158	4.7	0.5	5.0	0.2
Terengganu						173	6.9	0.9	8.1	0.2
Negeri Sembilan						168	7.1	0.8	7.1	0.4
Melaka						161	8.0	0.8	7.8	0.3
Perlis						23	4.0	0.4	3.9	0.2
W.P. Labuan						2	1.0	0.2	1.7	0.1



STATE	MALE					FEMALE				
	NO.	CR	CR74	ASR	CumR	NO.	CR	CR74	ASR	CumR
10. Stomach										
Selangor	237	1.9	0.4	2.8	0.4	162	1.3	0.2	1.9	0.2
Johor	310	4.0	0.6	4.9	0.6	208	2.8	0.4	3.2	0.4
Sabah	253	4.2	1.0	7.4	0.9	183	3.2	0.6	5.4	0.6
Sarawak	337	5.7	0.8	6.6	0.8	195	3.4	0.5	4.0	0.5
Perak	155	2.7	0.3	2.6	0.3	121	2.1	0.2	1.9	0.2
Kedah	80	1.7	0.2	1.9	0.2	77	1.7	0.2	1.7	0.2
WPKL & Putrajaya	80	2.1	0.3	2.7	0.3	65	1.7	0.3	2.2	0.3
Kelantan	35	0.9	0.1	1.1	0.1	23	0.6	0.1	0.6	0.1
Penang	238	6.5	0.8	6.9	0.8	184	5.0	0.5	4.7	0.5
Pahang	65	1.8	0.3	2.3	0.3	45	1.3	0.2	1.6	0.2
Terengganu	35	1.3	0.3	1.9	0.3	33	1.3	0.2	1.6	0.2
Negeri Sembilan	98	4.0	0.6	4.7	0.6	75	3.2	0.4	3.4	0.4
Melaka	65	3.4	0.5	3.8	0.4	58	2.9	0.3	2.8	0.3
Perlis	12	1.4	0.2	2.1	0.2	6	1.0	0.2	0.9	0.2
W.P. Labuan	3	1.5	0.6	3.5	0.6	2	1.0	0.1	0.9	0.1
11. Prostate										
Selangor	383	3.0	0.8	5.5	0.8	Not applicable				
Johor	548	7.0	1.2	9.3	1.2					
Sabah	199	3.3	0.8	6.4	0.8					
Sarawak	206	3.5	0.5	4.3	0.5					
Perak	325	5.7	0.7	5.4	0.7					
Kedah	216	4.6	0.7	5.5	0.7					
WPKL & Putrajaya	187	4.9	1.0	7.1	1.0					
Kelantan	170	4.4	0.8	5.9	0.8					
Penang	447	12.3	1.7	13.8	1.7					
Pahang	106	2.9	0.5	4.0	0.5					
Terengganu	96	3.7	0.8	5.6	0.8					
Negeri Sembilan	100	4.1	0.7	5.1	0.7					
Melaka	101	5.3	0.7	6.4	0.7					
Perlis	24	2.7	0.6	4.2	0.6					
W.P. Labuan	2	1.0	0.6	2.8	0.6					
12. Other Skin										
Selangor	120	0.9	0.1	1.5	0.1	77	0.6	0.1	0.9	0.1
Johor	206	2.6	0.4	3.2	0.4	157	2.1	0.3	2.4	0.3
Sabah	125	2.1	0.5	3.7	0.5	148	2.6	0.5	4.6	0.5
Sarawak	110	1.8	0.2	2.1	0.2	90	1.6	0.2	1.8	0.2
Perak	208	3.6	0.4	3.5	0.4	163	2.9	0.3	2.5	0.3
Kedah	88	1.9	0.3	2.1	0.3	48	1.0	0.1	1.0	0.1
WPKL & Putrajaya	42	1.1	0.2	1.6	0.2	33	0.9	0.1	1.2	0.1
Kelantan	64	1.7	0.3	2.1	0.3	54	1.4	0.2	1.6	0.2
Penang	184	5.1	0.6	5.4	0.6	125	3.4	0.4	3.3	0.4
Pahang	60	1.7	0.3	2.2	0.3	40	1.2	0.2	1.5	0.2
Terengganu	58	2.2	0.3	2.9	0.3	35	1.4	0.2	1.7	0.2
Negeri Sembilan	52	2.1	0.2	2.4	0.2	34	1.4	0.2	1.5	0.2
Melaka	52	2.7	0.3	3.1	0.3	33	1.6	0.2	1.6	0.2
Perlis	5	0.6	0.1	0.9	0.1	4	0.7	0.0	0.5	0.0
W.P. Labuan	1	0.5	0.3	1.3	0.3	0	0.0	0.0	0.0	0.0



STATE	MALE					FEMALE				
	NO.	CR	CR74	ASR	CumR	NO.	CR	CR74	ASR	CumR
13. Thyroid										
Selangor	53	0.4	0.1	0.6	0.1	210	1.7	0.2	1.9	0.2
Johor	79	1.0	0.1	1.1	0.1	265	3.6	0.4	3.6	0.4
Sabah	55	0.9	0.2	1.4	0.2	135	2.3	0.3	3.2	0.3
Sarawak	41	0.7	0.1	0.8	0.1	161	2.8	0.3	3.0	0.3
Perak	42	0.7	0.1	0.7	0.1	149	2.6	0.3	2.5	0.3
Kedah	38	0.8	0.1	0.9	0.1	101	2.2	0.2	2.2	0.2
WPKL & Putrajaya	23	0.6	0.1	0.7	0.1	70	1.9	0.2	2.0	0.2
Kelantan	46	1.2	0.2	1.5	0.2	170	4.4	0.5	4.9	0.5
Penang	50	1.4	0.1	1.4	0.1	124	3.4	0.3	3.1	0.3
Pahang	41	1.1	0.1	1.4	0.1	96	2.8	0.3	3.0	0.3
Terengganu	26	1.0	0.1	1.2	0.1	111	4.4	0.5	5.2	0.5
Negeri Sembilan	19	0.8	0.1	0.8	0.1	43	1.8	0.2	1.8	0.2
Melaka	25	1.3	0.1	1.4	0.1	62	3.1	0.3	3.0	0.3
Perlis	7	0.8	0.2	1.3	0.2	20	3.5	0.4	3.7	0.4
W.P. Labuan	0	0.0	0.0	0.0	0.0	0	0.0	0.0	0.0	0.0
14. Brain										
Selangor	168	1.3	0.2	1.6	0.2	131	1.1	0.1	1.3	0.1
Johor	172	2.2	0.2	2.4	0.2	124	1.7	0.2	1.8	0.2
Sabah	80	1.3	0.2	1.7	0.2	68	1.2	0.2	1.6	0.2
Sarawak	96	1.6	0.1	1.6	0.1	89	1.6	0.1	1.6	0.1
Perak	192	3.3	0.3	3.2	0.3	204	3.6	0.3	3.4	0.3
Kedah	59	1.3	0.1	1.3	0.1	74	1.6	0.1	1.6	0.1
WPKL & Putrajaya	74	1.9	0.2	2.0	0.2	51	1.4	0.2	1.6	0.2
Kelantan	56	1.5	0.1	1.5	0.1	49	1.3	0.1	1.4	0.1
Penang	90	2.5	0.2	2.5	0.2	83	2.3	0.2	2.3	0.2
Pahang	51	1.4	0.1	1.6	0.1	63	1.9	0.2	1.9	0.2
Terengganu	39	1.5	0.1	1.6	0.1	41	1.6	0.2	1.9	0.2
Negeri Sembilan	47	1.9	0.2	2.0	0.2	33	1.4	0.2	1.5	0.2
Melaka	34	1.8	0.2	1.9	0.2	27	1.3	0.1	1.4	0.1
Perlis	9	1.0	0.1	1.6	0.1	14	2.4	0.2	2.5	0.2
W.P. Labuan	3	1.5	0.2	1.8	0.2	1	0.5	0.1	0.7	0.1
15. Corpus Uteri										
Selangor						336	2.7	0.4	3.7	0.4
Johor						326	4.4	0.6	4.8	0.6
Sabah						119	2.1	0.3	3.1	0.3
Sarawak						190	3.3	0.4	3.7	0.4
Perak						190	3.3	0.4	3.1	0.4
Kedah						127	2.7	0.3	2.8	0.3
WPKL & Putrajaya						112	3.0	0.4	3.5	0.4
Kelantan						88	2.3	0.3	2.5	0.3
Penang						273	7.5	0.8	7.0	0.8
Pahang						78	2.3	0.3	2.5	0.3
Terengganu						97	3.9	0.5	4.6	0.5
Negeri Sembilan						96	4.1	0.5	4.1	0.5
Melaka						109	5.4	0.6	5.2	0.6
Perlis						20	3.5	0.4	3.4	0.4
W.P. Labuan						2	1.0	0.5	2.5	0.5

Not applicable



APPENDIX 19: NUMBER OF NEW CANCER CASES BY SITES AND AGE GROUP, ALL RESIDENTS, MALES, MALAYSIA, 2007-2011

Site	All Ages	Age Unk.	0-4	5-9	10-14	15-19	20-24	25-29	30-34	35-39	40-44	45-49	50-54	55-59	60-64	65-69	70-74	75+	% of Total	IOD (10th)
Lip	30		0	0	0	0	0	0	1	0	4	2	5	3	2	4	4	5	0.10%	C00
Tongue	461		0	0	0	2	6	10	17	18	32	57	53	64	60	49	47	46	1.00%	C01-C02
Mouth	391		0	0	3	3	3	11	4	14	18	34	42	48	59	46	39	67	0.80%	C03-C06
Salivary glands	273		0	2	0	3	13	12	16	21	19	30	25	31	34	23	25	19	0.60%	C07-C08
Tonsil	127		0	0	0	1	1	2	1	4	7	15	13	16	27	11	15	14	0.30%	C09
Other Oropharynx	81		1	0	0	1	1	1	0	0	2	8	8	6	15	8	14	16	0.20%	C10
Nasopharynx	3785		1	4	28	57	58	91	182	313	440	574	585	502	376	298	170	106	8.10%	C11
Hypopharynx	172		1	0	0	1	1	0	1	0	3	8	17	18	24	31	38	29	0.40%	C12-C13
Pharynx unsp.	37		0	1	0	0	0	0	0	1	0	2	6	6	8	4	2	7	0.10%	C14
Oesophagus	737		0	0	0	0	3	3	5	7	27	54	71	104	121	111	103	128	1.60%	C15
Stomach	2014		0	0	1	2	4	21	29	56	79	132	188	219	271	310	301	401	4.30%	C16
Small intestine	153		0	0	0	0	3	3	6	2	9	20	14	27	22	21	21	5	0.30%	C17
Colon	3826		0	1	4	5	20	44	62	109	191	281	400	526	535	522	515	611	8.20%	C18
Rectum	3731		0	0	0	2	13	24	61	89	150	282	384	499	619	620	476	512	8.00%	C19-C20
Anus	89		0	0	0	0	1	0	2	3	9	5	10	10	15	11	13	10	0.20%	C21
Liver	3054		20	3	8	3	11	24	52	82	168	255	438	511	506	368	322	283	6.50%	C22
Gallbladder etc.	413		0	0	0	0	1	3	1	10	17	30	46	69	65	60	60	51	0.90%	C23-C24
Pancreas	1041		0	0	0	0	1	6	13	19	44	92	116	148	169	169	123	124	2.20%	C25
Nose, sinuses etc.	270		1	2	4	3	4	2	3	17	26	32	43	25	44	23	16	25	0.60%	C30-C31
Larynx	825		0	2	2	0	1	1	7	8	16	45	94	114	166	148	107	114	1.80%	C32
Trachea, Bronchus, Lung	7415		0	0	0	3	30	38	67	135	253	483	754	911	1219	1267	1120	1135	15.80%	C33-C34
Other Thoracic organs	167		0	0	3	6	16	13	7	14	12	11	18	16	15	18	8	10	0.40%	C37-C38
Bone	493		6	16	62	82	54	34	18	19	29	21	23	29	34	28	16	22	1.10%	C40-C41
Melanoma of Skin	167		1	0	0	4	5	3	3	6	10	10	22	26	19	28	14	16	0.40%	C43
Other Skin	1384		1	4	5	12	10	15	27	27	49	85	92	148	181	214	210	304	3.00%	C44
Mesothelioma	22		0	0	0	0	0	0	0	0	1	2	4	2	2	5	3	3	0.00%	C45
Kaposi sarcoma	17		0	0	0	0	2	1	1	2	4	1	1	1	0	2	0	2	0.00%	C46
Connective Soft tissue	434		17	8	11	25	18	23	20	23	34	41	42	47	37	43	18	27	0.90%	C47-C49
Breast	137		0	0	0	0	1	1	4	5	11	13	18	18	21	16	13	17	0.30%	C50
Penis	115		2	1	0	0	2	0	4	7	11	9	10	17	17	16	8	11	0.20%	C60
Prostate	3132		0	0	0	3	3	2	2	1	14	26	100	231	474	671	745	860	6.70%	C61
Testis	496		40	7	13	38	80	93	60	55	25	23	20	9	10	8	7	8	1.10%	C62
Other male genital	31		1	0	0	3	0	2	1	0	1	2	3	4	4	4	3	3	0.10%	C63
Kidney	901		26	4	3	2	3	5	13	22	55	90	116	130	143	124	103	62	1.90%	C64
Renal Pelvis	13		0	1	0	0	0	0	0	0	0	0	1	0	0	3	2	2	0.00%	C65
Ureter	19		0	0	0	0	0	0	0	0	1	0	1	0	4	8	3	2	0.00%	C66
Bladder	1477		2	1	0	3	2	5	9	21	46	74	116	153	215	251	257	322	3.20%	C67
Other Urinary organs	17		0	0	0	0	0	0	0	0	1	1	0	3	5	3	1	3	0.00%	C68
Eye	104		52	5	1	0	0	0	4	3	1	4	7	3	2	4	7	11	0.20%	C69
Brain, Nervous system	1176		87	61	72	65	46	42	68	72	82	94	117	112	86	69	56	47	2.50%	C70-C72
Thyroid	549		0	2	6	10	15	29	15	30	46	58	58	74	62	63	46	35	1.20%	C73
Adrenal gland	47		14	3	2	1	0	2	0	1	2	1	3	4	4	4	4	2	0.10%	C74
Other Endocrine	109		4	1	10	11	5	3	3	8	10	14	12	11	7	7	1	2	0.20%	C75
Hodgkin disease	379		3	9	16	47	52	40	25	24	27	22	31	25	12	15	17	14	0.80%	C81
Non-Hodgkin lymphoma	2792		32	60	61	90	113	95	110	135	191	229	304	325	335	314	201	197	6.00%	C82-C85;C96
Immunoproliferative dis.	5		0	0	0	0	0	0	0	0	0	0	1	0	0	1	0	3	0.00%	C88
Multiple Myeloma	396		0	0	0	0	1	4	3	8	19	43	48	75	71	55	34	35	0.80%	C90
Lymphoid Leukaemia	779		199	121	74	54	44	39	26	21	26	20	29	41	25	24	21	15	1.70%	C91
Myeloid Leukaemia	1328		0	74	42	57	78	98	83	67	85	103	115	117	93	89	67	63	2.80%	C92-C94
Leukaemia unsp.	442		90	58	37	35	23	24	9	17	13	11	29	18	19	19	18	22	0.90%	C95
Other & unspecified	741		0	6	6	10	10	13	9	25	39	56	75	101	99	99	80	107	1.60%	Other
All sites Total	46794	0	682	424	489	665	777	867	1038	1540	2370	3508	4727	5599	6370	6309	5494	5935	100.00%	All



Site	All Ages	Age Unk.	0-4	5-9	10-14	15-19	20-24	25-29	30-34	35-39	40-44	45-49	50-54	55-59	60-64	65-69	70-74	75+	% of Total	IOD (10th)
Lip	55	0	0	0	1	0	0	0	1	1	1	2	7	5	3	4	11	19	0.10%	C00
Tongue	401	0	0	0	2	1	3	12	17	13	39	35	59	40	52	28	51	49	0.70%	C01-C02
Mouth	525	0	0	1	3	4	2	5	3	10	19	18	49	56	78	79	95	103	0.90%	C03-C06
Salivary glands	226	0	0	2	6	9	10	15	7	16	23	24	22	20	24	15	21	12	0.40%	C07-C08
Tonsil	68	0	0	0	0	0	0	2	1	4	4	6	8	13	7	6	8	12	0.10%	C09
Other Oropharynx	30	0	0	0	1	1	1	1	1	1	0	2	1	3	5	4	6	6	0.10%	C10
Nasopharynx	1305	0	2	2	4	24	48	42	59	101	154	193	192	169	126	80	66	43	2.30%	C11
Hypopharynx	86	0	0	0	0	0	2	2	1	0	4	9	7	13	13	9	16	10	0.20%	C12-C13
Pharynx unspec.	20	0	1	0	1	0	0	0	2	0	1	1	3	4	3	1	1	2	0.00%	C14
Oesophagus	429	0	0	0	0	0	0	0	0	5	19	22	48	60	62	57	63	93	0.80%	C15
Stomach	1447	0	0	0	1	10	10	23	29	41	71	109	145	172	180	190	174	292	2.60%	C16
Small intestine	89	0	0	0	0	0	3	1	7	2	5	6	17	12	6	9	7	14	0.20%	C17
Colon	3350	0	0	0	3	7	30	47	64	97	146	248	329	464	445	392	455	623	5.90%	C18
Rectum	2611	0	0	1	1	0	13	24	46	72	128	196	285	363	339	347	376	420	4.60%	C19-C20
Anus	86	0	0	0	0	0	1	1	1	0	6	4	11	12	12	10	8	20	0.20%	C21
Liver	1074	0	16	1	1	6	5	11	22	35	47	73	99	144	148	139	144	183	1.90%	C22
Gallbladder etc.	409	0	0	0	0	0	1	1	10	9	8	22	30	70	54	59	64	81	0.70%	C23-C24
Pancreas	788	0	1	0	0	0	6	8	14	20	38	44	83	116	130	99	103	126	1.40%	C25
Nose, sinuses etc.	138	0	3	0	3	2	3	3	3	13	10	5	14	23	8	13	14	21	0.20%	C30-C31
Larynx	113	0	1	0	0	0	0	0	3	4	3	8	14	14	17	18	15	20	0.20%	C32
Trachea, Bronchus, Lung	3193	0	1	0	0	1	10	27	36	79	147	261	335	411	455	500	416	514	5.60%	C33-C34
Other Thoracic organs	123	0	0	2	3	1	5	3	6	5	7	8	11	17	14	14	13	14	0.20%	C37-C38
Bone	365	0	7	14	49	49	21	16	21	12	30	21	18	24	24	19	18	22	0.60%	C40-C41
Melanoma of Skin	155	0	1	0	0	1	4	4	5	10	16	9	12	15	17	23	15	23	0.30%	C43
Other Skin	1045	0	2	4	3	12	8	14	21	20	44	53	68	89	95	145	160	307	1.80%	C44
Mesothelioma	19	0	0	0	0	0	0	0	0	0	1	0	2	5	3	2	4	2	0.00%	C45
Kaposi sarcoma	2	0	0	0	0	0	0	0	0	0	0	1	0	0	0	0	1	0	0.00%	C46
Connective, Soft tissue	378	0	17	12	14	30	15	24	19	27	28	43	26	28	22	29	20	24	0.70%	C47-C49
Breast	18206	0	0	0	2	3	71	251	714	1329	2365	3286	3030	2647	1790	1174	820	724	32.10%	C50
Vulva	123	0	0	0	0	0	0	0	3	3	6	11	16	18	12	12	17	25	0.20%	C51
Vagina	124	0	1	0	1	0	0	2	0	7	7	13	11	24	9	15	16	18	0.20%	C52
Cervix Uteri	4352	0	0	0	0	0	16	64	136	337	491	683	676	588	455	330	320	256	7.70%	C53
Corpus Uteri	2181	0	0	0	0	0	2	30	59	105	190	278	383	410	309	186	119	110	3.80%	C54
Uterus unspec.	580	0	0	0	0	0	4	10	19	33	60	96	98	92	67	36	42	23	1.00%	C55
Ovary	3472	0	11	11	43	94	117	127	133	196	330	527	557	449	319	256	159	143	6.10%	C56
Other Female Genital	42	0	0	0	0	0	1	1	2	4	5	12	6	3	1	5	1	2	0.10%	C57
Placenta	65	0	0	0	0	2	9	10	11	16	6	8	1	1	1	0	0	0	0.10%	C58
Kidney	434	0	21	3	5	6	7	6	10	20	16	45	55	50	60	39	40	51	0.80%	C64
Renal Pelvis	8	0	0	0	0	0	1	1	0	0	1	0	1	0	1	1	1	1	0.00%	C65
Ureter	11	0	0	0	0	0	0	0	0	0	0	0	2	1	0	5	1	2	0.00%	C66
Bladder	400	0	1	0	1	1	3	1	6	7	12	26	32	50	51	56	58	95	0.70%	C67
Other Urinary organs	10	0	0	0	0	0	0	0	0	0	0	0	3	1	4	0	0	2	0.00%	C68
Eye	67	0	28	3	2	3	0	3	1	1	2	4	4	3	4	3	2	4	0.10%	C69
Brain, Nervous system	1060	0	60	74	64	40	46	44	41	62	82	108	112	89	76	82	48	32	1.90%	C70-C72
Thyroid	1723	0	0	2	15	55	101	132	123	166	175	194	194	157	125	143	70	71	3.00%	C73
Adrenal gland	45	0	11	4	0	1	1	1	1	4	4	2	5	8	3	2	2	2	0.10%	C74
Other Endocrine	51	0	0	0	1	3	2	1	1	5	5	6	11	10	4	3	1	0	0.10%	C75
Hodgkin disease	279	0	0	1	4	40	59	49	29	10	14	18	15	10	10	5	6	9	0.50%	C81
Non-Hodgkin lymphoma	1924	0	23	22	54	63	96	88	72	92	108	166	217	224	209	178	156	156	3.40%	C82-C85,C96
Immunoproliferative dis.	7	0	0	0	0	0	1	0	0	0	0	0	1	1	2	0	0	2	0.00%	C88
Multiple Myeloma	348	0	0	0	0	0	0	1	0	9	22	22	46	62	66	47	46	27	0.60%	C90
Lymphoid Leukaemia	524	0	148	83	56	38	22	16	13	20	18	17	25	19	13	14	8	14	0.90%	C91
Myeloid Leukaemia	1149	0	67	32	39	59	71	62	71	93	82	108	112	116	87	44	53	53	2.00%	C92-C94
Leukaemia unspec.	351	0	75	33	28	22	12	13	8	18	15	19	21	19	16	17	13	22	0.60%	C95
Other & unspecified	647	0	10	6	2	7	23	13	18	28	37	55	61	83	77	56	72	99	1.10%	Other
All sites Total	56713	0	508	313	413	595	865	1210	1870	3161	5051	7127	7586	7489	6113	5000	4414	4998	100.00%	All



APPENDIX 21: CANCER INCIDENCE BY SITES AND AGE GROUP, ALL RESIDENTS, MALES, MALAYSIA, 2007-2011

Site	All Ages	Age Unk.	0- 4	5- 9	10- 14	15- 19	20- 24	25- 29	30- 34	35- 39	40- 44	45- 49	50- 54	55- 59	60- 64	65- 69	70- 74	75+	Crude Rate	ASR World	ICD (10th)
Lip	30		0	0	0	0	0	0	0	0	0	0.1	0.2	0.2	0.1	0.3	0.4	0.5	0	0.1	C00
Tongue	461		0	0	0	0	0.1	0.2	0.4	0.4	0.8	1.5	1.6	2.5	3.2	3.9	5	4.7	0.7	0.8	C01-C02
Mouth	391		0	0	0	0	0.2	0.2	0.1	0.3	0.4	0.9	1.3	1.9	3.1	3.6	4.2	6.9	0.6	0.7	C03-C06
Salivary glands	273		0	0	0	0	0.2	0.2	0.3	0.5	0.5	0.8	0.8	1.2	1.8	1.8	2.7	2	0.4	0.5	C07-C08
Tonsil	127		0	0	0	0	0	0	0	0	0.1	0.2	0.4	0.6	1.4	0.9	1.6	1.4	0.2	0.2	C09
Other Oropharynx	81		0	0	0	0	0	0	0	0	0	0.2	0.2	0.2	0.8	0.6	1.5	1.6	0.1	0.2	C10
Nasopharynx	3785		0	0.1	0.4	0.9	0.9	1.6	4	7.4	10.9	15.1	18.2	19.8	19.8	23.6	18.2	10.9	5.8	6.4	C11
Hypopharynx	172		0	0	0	0	0	0	0	0	0	0.2	0.5	0.7	1.3	2.5	4.1	3	0.3	0.3	C12-C13
Pharynx unspec.	37		0	0	0	0	0	0	0	0	0	0.1	0.2	0.2	0.4	0.3	0.2	0.7	0.1	0.1	C14
Oesophagus	737		0	0	0	0	0	0.1	0.1	0.2	0.7	1.4	2.2	4.1	6.4	8.8	11	13.2	1.1	1.4	C15
Stomach	2014		0	0	0	0	0.1	0.4	0.6	1.3	2	3.5	5.8	8.6	14.3	24.6	32.2	41.2	3.1	3.9	C16
Small intestine	153		0	0	0	0	0	0.1	0.1	0.1	0	0.2	0.5	1.1	1.2	1.7	2.2	0.5	0.2	0.3	C17
Colon	3826		0	0	0.1	0.1	0.3	0.8	1.4	2.6	4.7	7.4	12.4	20.7	28.1	41.4	55.2	62.8	5.8	7.2	C18
Rectum	3731		0	0	0	0	0.2	0.4	1.3	2.1	3.7	7.4	11.9	19.7	32.6	49.1	51	52.7	5.7	7.2	C19-C20
Anus	89		0	0	0	0	0	0	0	0	0.1	0.2	0.1	0.3	0.4	0.8	0.9	1.4	0.1	0.2	C21
Liver	3054		0.3	0	0.1	0	0.2	0.4	1.1	1.9	4.2	6.7	13.6	20.1	26.6	29.2	34.5	29.1	4.7	5.6	C22
Gallbladder etc.	413		0	0	0	0	0	0.1	0	0.2	0.4	0.8	1.4	2.7	3.4	4.8	6.4	5.2	0.6	0.8	C23-C24
Pancreas	1041		0	0	0	0	0	0.1	0.3	0.4	1.1	2.4	3.6	5.8	9.8	13.4	13.2	12.8	1.6	2	C25
Nose, sinuses etc.	270		0	0	0.1	0	0.1	0	0.1	0.4	0.6	0.8	1.3	1	2.3	1.8	1.7	2.6	0.4	0.5	C30-C31
Larynx	825		0	0	0	0	0	0	0.2	0.2	0.4	1.2	2.9	4.5	8.7	11.7	11.5	11.7	1.3	1.6	C32
Trachea/Bronchus/Lung	7415		0	0	0	0	0.5	0.7	1.5	3.2	6.3	12.7	23.4	35.9	64.1	100.4	120	116.7	11.3	14.4	C33-C34
Other Thoracic organs	167		0	0	0	0.1	0.3	0.2	0.2	0.3	0.3	0.3	0.6	0.6	0.8	1.4	0.9	1	0.3	0.3	C37-C38
Bone	493		0.1	0.2	0.9	1.2	0.9	0.6	0.4	0.4	0.7	0.6	0.7	1.1	1.8	2.2	1.7	2.3	0.8	0.8	C40-C41
Melanoma of Skin	167		0	0	0	0.1	0.1	0.1	0.1	0.1	0.2	0.3	0.7	1	1	2.2	1.5	1.6	0.3	0.3	C43
Other Skin	1384		0	0.1	0.1	0.2	0.2	0.3	0.6	0.6	1.2	2.2	2.9	5.8	9.5	17	22.5	31.3	2.1	2.7	C44
Mesothelioma	22		0	0	0	0	0	0	0	0	0	0.1	0.1	0.1	0.1	0.4	0.3	0.3	0	0	C45
Kaposi sarcoma	17		0	0	0	0	0	0	0	0	0	0	0	0	0	0.2	0	0.2	0	0	C46
Connective/Soft tissue	434		0.3	0.1	0.2	0.4	0.3	0.4	0.4	0.5	0.8	1.1	1.3	1.9	1.9	3.4	1.9	2.8	0.7	0.7	C47-C49
Breast	137		0	0	0	0	0	0	0.1	0.1	0.3	0.3	0.6	0.7	1.1	1.3	1.4	1.7	0.2	0.3	C50
Penis	115		0	0	0	0	0	0	0	0.2	0.3	0.2	0.3	0.7	0.9	1.3	0.9	1.1	0.2	0.2	C60
Prostate	3132		0	0	0	0	0	0	0	0	0	0.3	0.7	3.1	9.1	24.9	79.8	88.4	4.8	6.6	C61
Testis	496		0.6	0.1	0.2	0.6	1.3	1.7	1.3	1.3	0.6	0.6	0.6	0.4	0.5	0.6	0.7	0.8	0.8	0.7	C62
Other male genital	31		0	0	0	0	0	0	0	0	0	0	0.1	0.2	0.2	0.3	0.3	0.3	0	0.1	C63
Kidney	901		0.4	0.1	0	0	0	0.1	0.3	0.5	1.4	2.4	3.6	5.1	7.5	9.8	11	6.4	1.4	1.7	C64
Renal Pelvis	13		0	0	0	0	0	0	0	0	0	0.1	0	0.1	0	0.2	0.2	0.2	0	0	C65
Ureter	19		0	0	0	0	0	0	0	0	0	0	0	0	0	0.2	0.2	0.2	0	0	C66
Bladder	1477		0	0	0	0	0	0.1	0.2	0.5	1.1	1.9	3.6	6	11.3	19.9	27.5	33.1	2.3	2.9	C67
Other Urinary organs	17		0	0	0	0	0	0	0	0	0	0	0	0.1	0.3	0.2	0.1	0.3	0	0	C68
Eye	104		0.8	0.1	0	0	0	0	0	0	0	0	0	0.1	0.1	0.3	0.7	1.1	0.2	0.2	C69
Brain, Nervous system	1176		1.4	0.9	1.1	1	0.8	0.8	1.5	1.7	2	2.5	3.6	4.4	4.5	5.5	6	4.8	1.8	1.9	C70-C72
Thyroid	549		0	0	0.1	0.2	0.2	0.5	0.3	0.7	1.1	1.5	1.8	2.9	3.3	5	4.9	3.6	0.8	1	C73
Adrenal gland	47		0.2	0	0	0	0	0	0	0	0	0	0.1	0.2	0.2	0.3	0.4	0.2	0.1	0.1	C74
Other Endocrine	109		0.1	0	0.1	0.2	0.1	0.1	0.1	0.2	0.2	0.4	0.4	0.4	0.4	0.6	0.1	0.2	0.2	0.2	C75
Hodgkin disease	379		0	0.1	0.2	0.7	0.8	0.7	0.5	0.6	0.7	0.6	1	1	0.6	1.2	1.8	1.4	0.6	0.6	C81
Non-Hodgkin lymphoma	2792		0	0.5	0.9	1.4	1.8	1.7	2.4	3.2	4.7	6	9.4	12.8	17.6	24.9	21.5	20.3	4.3	4.9	C82-C85;C96
Immunoproliferative dis.	5		0	0	0	0	0	0	0	0	0	0	0	0	0	0.1	0	0.3	0	0	C88
Multiple Myeloma	396		0	0	0	0	0	0.1	0.1	0.2	0.5	1.1	1.5	3	3.7	4.4	3.6	3.6	0.6	0.7	C90
Lymphoid Leukaemia	779		3.2	1.8	1.1	0.8	0.7	0.7	0.6	0.5	0.6	0.5	0.9	1.6	1.3	1.9	2.2	1.5	1.2	1.3	C91
Myeloid Leukaemia	1328		0	1.2	0.6	0.8	1.2	1.6	1.5	2	2.4	2.7	3.6	4.6	4.9	7.1	7.2	6.5	2	2.2	C92-C94
Leukaemia unspec.	442		0	1.4	0.9	0.6	0.5	0.4	0.2	0.4	0.3	0.3	0.9	0.7	1	1.5	1.9	2.3	0.7	0.7	C95
Other & unspecified	741		0	0.1	0.1	0.2	0.2	0.2	0.2	0.6	1	1.5	2.3	4	5.2	7.8	8.6	11	1.1	1.4	Other
All sites Total	46794		0	11	6	7	10	13	16	23	36	59	92	147	221	335	500	589	714	86.9	All



APPENDIX 22: CANCER INCIDENCE BY SITES AND AGE GROUP, ALL RESIDENTS, FEMALES, MALAYSIA, 2007-2011

Site	All Ages	Age Unk.	0- -4	5- -9	10- -14	15- -19	20- -24	25- -29	30- -34	35- -39	40- -44	45- -49	50- -54	55- -59	60- -64	65- -69	70- -74	75+ -79	Crude Rate	ASR World	ICD (10th)
Lip	55	0	0	0	0	0	0	0	0	0	0	0.1	0.2	0.2	0.2	0.3	1.1	1.6	0.1	0.1	C00
Tongue	401	0	0	0	0	0	0	0.2	0.4	0.3	1	1	1.9	1.6	2.8	2.2	5.2	4.1	0.6	0.7	C01-C02
Mouth	525	0	0	0	0	0.1	0	0.1	0.1	0.2	0.5	0.5	1.6	2.3	4.2	6.3	9.6	8.6	0.8	1	C03-C06
Salivary glands	226	0	0	0	0.1	0.1	0.2	0.3	0.2	0.4	0.6	0.7	0.7	0.8	1.3	1.2	2.1	1	0.4	0.4	C07-C08
Tonsil	68	0	0	0	0	0	0	0	0	0	0.1	0.2	0.3	0.5	0.4	0.5	0.8	1	0.1	0.1	C09
Other Oropharynx	30	0	0	0	0	0	0	0	0	0	0	0	0.1	0	0.3	0.3	0.4	0.5	0	0.1	C10
Nasopharynx	1305	0	0	0	0.1	0.4	0.8	0.8	1.3	2.4	3.8	5.4	6.2	6.9	6.8	6.4	6.7	3.6	2	2.2	C11
Hypopharynx	86	0	0	0	0	0	0	0	0	0	0	0	0.1	0.2	0.2	0.1	0.1	0.2	0	0	C12-C13
Pharynx unspec.	20	0	0	0	0	0	0	0	0	0	0	0	0.1	0.2	0.2	0.1	0.1	0.2	0	0	C14
Oesophagus	429	0	0	0	0	0	0	0	0	0.1	0.5	0.6	1.6	2.5	3.3	4.5	6.4	7.8	0.7	0.8	C15
Stomach	1447	0	0	0	0	0.2	0.2	0.4	0.7	1	1.8	3	4.7	7.1	9.7	15.2	17.6	24.4	2.3	2.6	C16
Small intestine	89	0	0	0	0	0	0	0	0.2	0	0.1	0.2	0.5	0.5	0.3	0.7	0.7	1.2	0.1	0.2	C17
Colon	3350	0	0	0	0	0.1	0.5	0.9	1.5	2.3	3.6	6.9	10.6	19.1	23.9	31.3	46.1	52	5.3	6.1	C18
Rectum	2611	0	0	0	0	0	0.2	0.4	1	1.7	3.2	5.4	9.2	14.9	18.2	27.7	38.1	35	4.1	4.8	C19-C20
Anus	86	0	0	0	0	0	0	0	0	0	0.1	0.1	0.4	0.5	0.6	0.8	0.8	1.7	0.1	0.2	C21
Liver	1074	0	0.3	0	0	0.1	0.1	0.2	0.5	0.8	1.2	2	3.2	5.9	8	11.1	14.6	15.3	1.7	2	C22
Gallbladder etc.	409	0	0	0	0	0	0	0	0.2	0.2	0.2	0.6	1	2.9	2.9	4.7	6.5	6.8	0.6	0.8	C23-C24
Pancreas	788	0	0	0	0	0	0.1	0.1	0.3	0.5	0.9	1.2	2.7	4.8	7	7.9	10.4	10.5	1.2	1.5	C25
Nose, sinuses etc.	138	0	0.1	0	0	0	0	0.1	0.1	0.3	0.2	0.1	0.5	0.9	0.4	1	1.4	1.8	0.2	0.2	C30-C31
Larynx	113	0	0	0	0	0	0	0	0	0.1	0.1	0.2	0.3	0.6	0.9	1.4	1.5	1.7	0.2	0.2	C32
Trachea,Bronchus,Lung	3193	0	0	0	0	0	0.2	0.5	0.8	1.9	3.6	7.3	10.8	16.9	24.4	39.9	42.2	42.9	5	6	C33-C34
Other Thoracic organs	123	0	0	0	0	0	0.1	0.1	0.1	0.1	0.2	0.2	0.4	0.7	0.8	1.1	1.3	1.2	0.2	0.2	C37-C38
Bone	365	0	0.1	0.2	0.8	0.8	0.3	0.3	0.5	0.3	0.7	0.6	0.6	1	1.3	1.5	1.8	1.8	0.6	0.6	C40-C41
Melanoma of Skin	155	0	0	0	0	0	0.1	0.1	0.1	0.2	0.4	0.3	0.4	0.6	0.9	1.8	1.5	1.9	0.2	0.3	C43
Other Skin	1045	0	0	0.1	0	0.2	0.1	0.3	0.5	0.5	1.1	1.5	2.2	3.7	5.1	11.6	16.2	25.6	1.6	1.9	C44
Mesothelioma	19	0	0	0	0	0	0	0	0	0	0	0	0.1	0.2	0.2	0.2	0.4	0.2	0	0	C45
Kaposi sarcoma	2	0	0	0	0	0	0	0	0	0	0	0	0	0	0	0	0.1	0	0	0	C46
Connective,Soft tissue	378	0	0.3	0.2	0.2	0.5	0.2	0.4	0.4	0.6	0.7	1.2	0.8	1.2	1.2	2.3	2	2	0.6	0.6	C47,C49
Breast	18206	0	0	0	0	0	1.2	4.6	16.3	31.7	58.7	91.3	97.9	108.7	96.2	93.6	83.1	60.4	28.6	31.1	C50
Vulva	123	0	0	0	0	0	0	0	0.1	0.1	0.1	0.3	0.5	0.7	0.6	1	1.7	2.1	0.2	0.2	C51
Vagina	124	0	0	0	0	0	0	0	0	0.2	0.2	0.4	0.4	1	0.5	1.2	1.6	1.5	0.2	0.2	C52
Cervix Uteri	4352	0	0	0	0	0	0.3	1.2	3.1	8	12.2	19	21.8	24.2	24.4	26.3	32.4	21.4	6.8	7.6	C53
Corpus Uteri	2181	0	0	0	0	0	0	0.6	1.3	2.5	4.7	7.7	12.4	16.8	16.6	14.8	12.1	9.2	3.4	3.9	C54
Uterus unspec.	580	0	0	0	0	0	0.1	0.2	0.4	0.8	1.5	2.7	3.2	3.8	3.6	2.9	4.3	1.9	0.9	1	C55
Ovary	3472	0	0.2	0.2	0.7	1.5	1.9	2.3	3	4.7	8.2	14.6	18	18.4	17.1	20.4	16.1	11.9	5.4	5.9	C56
Other Female Genital	42	0	0	0	0	0	0	0	0	0	0.1	0.3	0.2	0.1	0.1	0.4	0.1	0.2	0.1	0.1	C57
Placenta	65	0	0	0	0	0	0.1	0.2	0.3	0.4	0.1	0.2	0	0	0.1	0	0	0	0.1	0.1	C58
Kidney	434	0	0.4	0	0.1	0.1	0.1	0.1	0.2	0.5	0.4	1.3	1.8	2.1	3.2	3.1	4.1	4.3	0.7	0.8	C64
Renal Pelvis	8	0	0	0	0	0	0	0	0	0	0	0	0	0	0.1	0.1	0.1	0.1	0	0	C65
Ureter	11	0	0	0	0	0	0	0	0	0	0	0	0.1	0	0	0.4	0.1	0.2	0	0	C66
Bladder	400	0	0	0	0	0	0	0	0.1	0.2	0.3	0.7	1	2.1	2.7	4.5	5.9	7.9	0.6	0.7	C67
Other Urinary organs	10	0	0	0	0	0	0	0	0	0	0	0	0.1	0.1	0.2	0	0	0.2	0	0	C68
Eye	67	0	0.5	0	0	0	0	0.1	0	0	0	0	0.1	0.1	0.1	0.2	0.2	0.3	0.1	0.1	C69
Brain, Nervous system	1060	0	1	1.2	1	0.6	0.8	0.8	0.9	1.5	2	3	3.6	3.7	4.1	6.5	4.9	2.7	1.7	1.8	C70-C72
Thyroid	1723	0	0	0	0.2	0.9	1.7	2.4	2.8	4	4.3	5.4	6.3	6.4	6.7	11.4	7.1	5.9	2.7	2.9	C73
Adrenal gland	45	0	0.2	0.1	0	0	0	0	0	0.1	0.1	0.1	0.2	0.1	0.2	0.2	0.2	0.2	0.1	0.1	C74
Other Endocrine	51	0	0	0	0	0	0	0	0	0.1	0.1	0.2	0.4	0.3	0.2	0.2	0.1	0	0.1	0.1	C75
Hodgkin disease	279	0	0	0	0.1	0.6	1	0.9	0.7	0.2	0.3	0.5	0.5	0.4	0.5	0.4	0.6	0.8	0.4	0.4	C81
Non-Hodgkin lymphoma	1924	0	0.4	0.3	0.8	1	1.6	1.6	1.6	2.2	2.7	4.6	7	9.2	11.2	14.2	15.8	13	3	3.3	C82-C85,C96
Immunoproliferative dis.	7	0	0	0	0	0	0	0	0	0	0	0	0	0	0.1	0	0	0.2	0	0	C88
Multiple Myeloma	348	0	0	0	0	0	0	0	0	0.2	0.5	0.6	1.5	2.5	3.5	3.7	4.7	2.3	0.5	0.7	C90
Lymphoid Leukaemia	524	0	2.5	1.3	0.9	0.6	0.4	0.3	0.3	0.5	0.4	0.5	0.6	0.8	0.7	1.1	0.8	1.2	0.8	0.9	C91
Myeloid Leukaemia	1149	0	1.1	0.5	0.6	0.9	1.2	1.1	1.6	2.2	2	3	3.6	4.8	4.7	3.5	5.4	4.4	1.8	1.9	C92-C94
Leukaemia unspec.	351	0	1.3	0.5	0.4	0.3	0.2	0.2	0.2	0.4	0.4	0.5	0.7	0.8	0.9	1.4	1.3	1.8	0.6	0.6	C95
Other & unspecified	647	0	0.2	0.1	0	0.1	0.4	0.2	0.4	0.7	0.9	1.5	2	3.4	4.1	4.5	7.3	8.3	1	1.1	Other
All sites Total	56713	0	8	5	6	9	14	22	43	75	125	198	245	308	328	399	447	417	89	99.3	All



APPENDIX 23: NUMBER OF NEW CANCER CASES BY SITES AND AGE GROUP, MALAY MALES, MALAYSIA, 2007-2011

Site	All Ages	Age Unk.	0-4	5-9	10-14	15-19	20-24	25-29	30-34	35-39	40-44	45-49	50-54	55-59	60-64	65-69	70-74	75+	% of Total	ICD (10th)
Lip	8		0	0	0	0	0	0	1	0	1	1	1	1	0	1	0	2	0.00%	C00
Tongue	165		0	0	0	1	2	6	7	4	18	25	23	18	18	12	16	15	0.90%	C01-C02
Mouth	130		0	0	3	0	3	5	2	8	10	10	15	13	17	16	11	17	0.70%	C03-C06
Salivary glands	122		0	1	0	1	6	8	11	14	5	12	10	12	15	6	11	10	0.70%	C07-C08
Tonsil	42		0	0	0	0	1	1	1	1	4	4	3	4	8	2	5	8	0.20%	C09
Other Oropharynx	22		0	0	0	1	1	1	1	0	1	5	2	2	2	2	1	5	0.10%	C10
Nasopharynx	959		0	2	18	25	28	43	38	66	92	136	148	115	96	71	47	34	5.10%	C11
Hypopharynx	35		0	0	0	0	0	0	0	0	0	3	1	6	1	6	6	12	0.20%	C12-C13
Pharynx unsp.	14		0	0	0	0	0	0	0	0	0	0	3	2	2	2	0	3	0.10%	C14
Oesophagus	258		0	0	0	0	1	2	0	4	13	21	24	33	54	31	37	38	1.40%	C15
Stomach	429		0	0	1	2	1	5	9	21	24	48	54	48	50	64	48	54	2.30%	C16
Small intestine	69		0	0	0	0	2	1	4	0	3	9	7	15	10	7	8	3	0.40%	C17
Colon	1291		0	1	2	5	10	20	31	49	86	114	171	206	181	135	132	148	6.90%	C18
Rectum	1536		0	0	0	0	6	14	43	51	75	128	176	205	267	230	184	157	8.20%	C19-C20
Anus	45		0	0	0	0	1	0	0	2	7	3	6	3	9	5	5	4	0.20%	C21
Liver	1195		0	0	4	2	8	14	30	43	80	115	228	198	168	118	93	84	6.40%	C22
Gallbladder etc.	165		0	0	0	0	0	5	7	6	28	43	45	51	73	22	24	15	0.90%	C23-C24
Pancreas	379		0	0	0	0	0	5	7	6	28	43	45	51	73	53	35	33	2.00%	C25
Nose, sinuses etc.	128		0	1	1	2	3	1	2	8	13	17	18	13	22	9	7	10	0.70%	C30-C31
Larynx	252		0	1	1	0	0	0	2	2	3	19	30	45	39	35	31	44	1.30%	C32
Trachea, Bronchus, Lung	3094		0	0	0	1	20	21	37	76	137	239	361	397	517	460	435	393	16.50%	C33-C34
Other Thoracic organs	61		0	0	3	4	11	7	4	6	4	3	5	1	5	3	3	2	0.30%	C37-C38
Bone	282		0	5	32	56	25	27	11	12	10	11	13	13	22	14	9	10	1.50%	C40-C41
Melanoma of Skin	62		0	1	0	2	5	1	1	3	5	4	8	10	2	9	6	5	0.30%	C43
Other Skin	504		0	3	4	9	7	10	12	13	24	43	36	56	70	75	69	72	2.70%	C44
Mesothelioma	11		0	0	0	0	0	0	0	0	0	1	1	2	1	1	3	2	0.10%	C45
Kaposi sarcoma	4		0	0	0	0	0	0	0	1	1	0	0	0	0	0	0	0	0.00%	C46
Connective, Soft tissue	240		0	5	6	16	11	18	12	7	17	28	23	27	18	17	8	15	1.30%	C47-C49
Breast	50		0	0	0	0	0	1	3	1	6	4	5	10	6	3	5	6	0.30%	C50
Penis	26		0	1	0	0	1	1	1	1	2	0	1	5	6	3	1	3	0.10%	C60
Prostate	1163		0	0	0	2	3	2	1	1	4	10	44	80	171	229	287	329	6.20%	C61
Testis	273		0	4	11	23	52	62	28	25	9	13	6	5	6	5	2	3	1.50%	C62
Other male genital	14		0	1	0	2	0	1	1	0	1	1	3	1	0	1	1	1	0.10%	C63
Kidney	316		0	3	3	2	2	3	5	9	15	34	48	51	42	40	30	15	1.70%	C64
Renal Pelvis	3		0	1	0	0	0	0	0	0	0	1	0	0	0	0	1	0	0.00%	C65
Ureter	4		0	0	0	0	0	0	0	1	0	0	0	0	1	1	0	1	0.00%	C66
Bladder	781		0	2	0	1	1	3	4	8	25	49	65	77	124	131	127	164	4.20%	C67
Other Urinary organs	3		0	0	0	0	0	0	0	0	1	0	0	2	0	0	0	0	0.00%	C68
Eye	61		0	33	5	0	0	0	3	1	1	1	4	2	1	2	3	5	0.30%	C69
Brain, Nervous system	612		0	33	40	34	31	18	42	36	40	50	65	60	36	29	18	18	3.30%	C70-C72
Thyroid	312		0	1	2	9	10	21	10	17	23	32	29	43	36	31	30	18	1.70%	C73
Adrenal gland	22		0	7	1	1	0	0	0	0	1	1	1	2	1	3	2	1	0.10%	C74
Other Endocrine	61		0	1	6	8	3	2	2	6	7	8	7	3	5	2	0	0	0.30%	C75
Hodgkin disease	226		0	2	4	30	37	24	18	19	17	13	20	8	4	6	5	5	1.20%	C81
Non-Hodgkin lymphoma	1413		0	31	40	44	73	55	57	70	109	129	167	163	151	139	85	82	7.50%	C82-C85;C96
Immunoproliferative dis.	3		0	0	0	0	0	0	0	0	0	0	1	0	0	1	0	1	0.00%	C88
Multiple Myeloma	220		0	0	0	0	1	1	1	7	14	29	32	43	37	27	15	13	1.20%	C90
Lymphoid Leukaemia	381		0	59	41	26	24	20	8	9	13	10	12	13	12	12	10	5	2.00%	C91
Myeloid Leukaemia	704		0	55	29	48	52	46	32	42	53	55	68	54	46	39	29	31	3.80%	C92-C94
Leukaemia unsp.	334		0	69	30	25	18	18	8	12	10	7	22	13	14	14	12	13	1.80%	C95
Other & unspecified	273		0	2	3	4	7	5	8	9	20	35	32	32	35	18	26	32	1.50%	Other
All sites Total	18757	0	425	251	296	388	465	497	495	677	1041	1535	2071	2188	2425	2139	1923	1941	100.00%	All



APPENDIX 24: NUMBER OF NEW CANCER CASES BY SITES AND AGE GROUP, MALAY FEMALES, 2007-2011

Site	All Ages	Age Unk.	0- -4	5- -9	10- -14	15- -19	20- -24	25- -29	30- -34	35- -39	40- -44	45- -49	50- -54	55- -59	60- -64	65- -69	70- -74	75+ -79	% of Total	IOD (10th)
Lip	17	0	0	0	1	0	0	0	1	0	0	0	2	2	0	1	5	5	0.10%	C00
Tongue	163	0	0	0	1	0	3	4	10	5	20	22	21	18	13	11	13	22	0.70%	C01-C02
Mouth	112	0	0	0	2	3	0	3	2	2	6	5	10	7	17	14	19	22	0.50%	C03-C06
Salivary glands	101	0	0	0	1	6	4	6	2	7	7	11	11	7	13	7	11	8	0.40%	C07-C08
Tonsil	24	0	0	0	0	1	0	0	2	0	0	2	2	4	1	0	5	7	0.10%	C09
Other Oropharynx	8	0	0	0	1	0	1	1	1	0	0	0	1	1	0	0	0	2	0.00%	C10
Nasopharynx	401	0	1	0	2	12	19	18	20	30	34	61	54	59	41	17	24	9	1.70%	C11
Hypopharynx	28	0	0	0	0	0	1	0	1	0	3	2	1	4	5	3	4	4	0.10%	C12-C13
Pharynx unsp.	10	0	1	0	1	0	0	0	2	0	0	0	1	1	1	0	1	2	0.00%	C14
Oesophagus	149	0	0	0	0	0	0	0	0	1	6	6	21	20	18	20	26	31	0.60%	C15
Stomach	312	0	0	0	1	4	1	9	8	10	23	29	41	36	41	38	34	37	1.30%	C16
Small intestine	37	0	0	0	0	0	1	1	4	0	4	2	7	5	1	4	4	4	0.20%	C17
Colon	1101	0	0	0	2	5	17	26	33	38	65	114	141	156	148	104	130	122	4.60%	C18
Rectum	1104	0	0	0	1	0	6	10	29	37	73	99	134	164	142	139	148	122	4.60%	C19-C20
Anus	26	0	0	0	0	0	0	0	0	0	1	3	2	3	5	3	0	7	0.10%	C21
Liver	477	0	9	1	1	6	3	7	12	16	24	40	59	72	65	58	54	50	2.00%	C22
Gallbladder etc.	155	0	0	0	0	0	1	0	6	7	1	11	14	31	23	17	18	26	0.60%	C23-C24
Pancreas	273	0	1	0	0	0	4	0	8	13	17	17	26	48	45	27	38	27	1.10%	C25
Nose, sinuses etc.	64	0	3	0	2	1	2	2	1	7	2	1	3	14	4	7	6	9	0.30%	C30-C31
Larynx	38	0	0	0	0	0	0	0	1	1	2	2	3	4	6	7	6	6	0.20%	C32
Trachea, Bronchus, Lung	1187	0	1	0	0	0	7	12	18	44	62	115	153	161	159	162	138	155	4.90%	C33-C34
Other Thoracic organs	40	0	0	2	2	1	2	3	1	1	2	2	3	4	7	5	3	2	0.20%	C37-C38
Bone	190	0	7	11	29	31	12	12	11	7	18	11	8	11	6	3	8	5	0.80%	C40-C41
Melanoma of Skin	69	0	0	0	0	0	2	2	2	3	8	6	5	7	8	11	5	10	0.30%	C43
Other Skin	363	0	2	2	2	9	4	10	9	5	23	25	23	30	37	48	57	77	1.50%	C44
Mesothelioma	6	0	0	0	0	0	0	0	0	0	0	0	1	3	0	0	0	1	0.00%	C45
Kaposi sarcoma	1	0	0	0	0	0	0	0	0	0	0	0	0	0	0	0	1	0	0.00%	C46
Connective Soft tissue	207	0	11	9	8	20	9	16	11	14	23	18	16	15	10	11	7	9	0.90%	C47-C49
Breast	8225	0	0	0	1	3	46	146	415	723	1178	1596	1385	1123	708	411	285	205	34.00%	C50
Vulva	46	0	0	0	0	0	0	0	2	1	4	4	8	7	3	4	8	5	0.20%	C51
Vagina	38	0	0	0	1	0	0	1	0	3	3	4	7	6	1	5	3	4	0.20%	C52
Cervix Uteri	1502	0	0	0	0	0	5	23	45	108	201	258	256	233	163	87	72	51	6.20%	C53
Corpus Uteri	964	0	0	0	0	0	2	18	38	52	103	130	174	176	127	76	37	31	4.00%	C54
Uterus unsp.	264	0	0	0	0	0	8	10	21	22	45	46	46	49	27	20	13	3	1.10%	C55
Ovary	1754	0	5	8	28	61	63	80	74	111	163	256	286	226	135	124	84	50	7.30%	C56
Other Female Genital	21	0	0	0	0	0	0	2	2	2	4	6	1	3	0	2	0	1	0.10%	C57
Placenta	42	0	0	0	0	1	5	5	9	9	4	7	1	0	1	0	0	0	0.20%	C58
Kidney	167	0	17	0	3	4	3	3	3	11	8	19	25	18	22	16	10	5	0.70%	C64
Renal Pelvis	2	0	0	0	0	0	1	1	0	0	0	0	0	1	0	1	0	0	0.00%	C65
Ureter	2	0	0	0	0	0	0	0	0	0	0	0	0	1	0	0	0	0	0.00%	C66
Bladder	151	0	1	0	0	1	2	1	1	3	8	10	10	27	17	20	20	30	0.60%	C67
Other Urinary organs	2	0	0	0	0	0	0	0	0	0	0	0	0	1	1	0	0	1	0.00%	C68
Eye	31	0	14	3	2	1	0	3	0	0	0	1	2	1	1	1	1	1	0.10%	C69
Brain, Nervous system	566	0	30	46	39	22	28	27	19	36	41	64	55	47	40	36	23	13	2.30%	C70-C72
Thyroid	1023	0	0	0	7	34	71	82	67	108	104	112	107	82	79	90	42	38	4.20%	C73
Adrenal gland	21	0	5	3	0	1	1	1	1	2	2	0	2	1	2	0	0	1	0.10%	C74
Other Endocrine	24	0	0	0	1	2	2	1	1	3	4	3	3	4	0	0	0	0	0.10%	C75
Hodgkin disease	164	0	0	0	3	24	42	24	20	4	8	14	9	7	2	1	2	4	0.70%	C81
Non-Hodgkin Lymphoma	978	0	17	10	28	29	68	57	39	38	54	102	110	103	113	73	71	66	4.00%	C82-C85,C96
Immunoproliferative dis.	5	0	0	0	0	0	1	0	0	0	0	0	0	1	2	0	0	1	0.00%	C88
Multiple Myeloma	178	0	0	0	0	0	0	1	0	2	13	11	30	35	28	27	22	9	0.70%	C90
Lymphoid Leukaemia	259	0	83	33	29	24	18	5	4	9	10	6	12	7	6	3	5	5	1.10%	C91
Myeloid Leukaemia	626	0	46	18	24	38	49	29	44	48	42	60	50	66	43	27	19	23	2.60%	C92-C94
Leukaemia unsp.	234	0	58	24	20	12	10	11	4	13	9	14	11	14	10	7	6	11	1.00%	C95
Other & unspecified	236	0	4	4	1	2	14	7	6	16	13	27	20	30	29	13	26	24	1.00%	Other
All sites Total	24188	0	316	174	244	358	530	678	998	1573	2424	3352	3373	3154	2377	1761	1514	1362	100.00%	All



APPENDIX 25: CANCER INCIDENCE BY SITES AND AGE GROUP, MALAY MALES, MALAYSIA, 2007-2011

Site	All Ages	Age Unk.	0- 4	5- 9	10- 14	15- 19	20- 24	25- 29	30- 34	35- 39	40- 44	45- 49	50- 54	55- 59	60- 64	65- 69	70- 74	75+ 79	Crude Rate	ASR World (10th)	ICD (10th)
Lip	8		0	0	0	0	0	0	0	0	0	0	0.1	0.1	0	0	0	0.4	0	0	C00
Tongue	165		0	0	0	0	0.1	0.2	0.3	0.2	0.9	1.3	1.5	1.5	2	2	3.8	3.3	0.5	0.6	C01-C02
Mouth	130		0	0	0.1	0	0.1	0.2	0.1	0.4	0.5	0.5	1	1.1	1.9	2.8	2.6	3.8	0.4	0.5	C03-C06
Salivary glands	122		0	0	0	0	0.2	0.3	0.5	0.6	0.2	0.6	0.6	1	1.7	1.1	2.6	2.2	0.3	0.4	C07-C08
Tonsil	42		0	0	0	0	0	0	0	0	0.2	0.2	0.2	0.3	0.9	0.4	1.2	1.8	0.1	0.2	C09
Other Oropharynx	22		0	0	0	0	0	0	0	0	0	0.3	0.1	0	0.2	0.4	1.1	1.1	0.1	0.1	C10
Nasopharynx	959		0	0.1	0.5	0.7	0.8	1.4	1.6	3.1	4.5	7.2	9.4	9.3	10.8	12.5	11.1	7.6	2.7	3.3	C11
Hypopharynx	35		0	0	0	0	0	0	0	0	0	0.2	0.2	0.1	0.5	1.1	1.4	2.7	0.1	0.2	C12-C13
Pharynx unspec.	14		0	0	0	0	0	0	0	0	0	0	0.2	0.2	0.2	0.4	0	0.7	0	0.1	C14
Oesophagus	258		0	0	0	0	0	0.1	0	0.2	0.6	1.1	1.5	2.7	6.1	5.5	8.7	8.5	0.7	1.1	C15
Stomach	429		0	0	0	0	0	0.2	0.4	1	1.2	2.6	3.4	3.9	5.6	11.3	11.3	12	1.2	1.7	C16
Small intestine	69		0	0	0	0	0.1	0	0.2	0	0.1	0.5	0.4	1.2	1.1	1.2	1.9	0.7	0.2	0.3	C17
Colon	1291		0	0	0.1	0.1	0.3	0.7	1.3	2.3	4.3	6.1	10.9	16.7	20.3	23.8	31.2	33	3.7	5	C18
Rectum	1536		0	0	0	0	0.2	0.5	1.8	2.4	3.7	6.8	11.2	16.6	30	40.6	43.5	35	4.3	6.1	C19-C20
Anus	45		0	0	0	0	0	0	0.1	0.1	0.3	0.2	0.4	0.2	1	0.9	1.2	0.9	0.1	0.2	C21
Liver	1195		0.3	0	0.1	0.1	0.2	0.5	1.3	2	4	6.1	14.5	16.1	18.9	20.8	22	18.7	3.4	4.5	C22
Gallbladder etc.	165		0	0	0	0	0	0	0	0.2	0.4	0.6	1.7	2.2	2.7	3.9	5.7	3.3	0.5	0.7	C23-C24
Pancreas	379		0	0	0	0	0	0.2	0.3	0.3	1.4	2.3	2.9	4.1	8.2	9.3	8.3	7.4	1.1	1.5	C25
Nose, sinuses etc.	128		0	0	0	0.1	0.1	0	0.1	0.4	0.6	0.9	1.1	1.1	2.5	1.6	1.7	2.2	0.4	0.5	C30-C31
Larynx	252		0	0	0	0	0	0	0.1	0.1	0.1	1	1.9	3.7	4.4	6.2	7.3	9.8	0.7	1	C32
Trachea,Bronchus,Lung	3094		0	0	0	0	0.6	0.7	1.6	3.5	6.8	12.7	23	32.2	58	81.1	102.7	87.5	8.8	12.6	C33-C34
Other Thoracic organs	61		0	0	0.1	0.1	0.3	0.2	0.2	0.3	0.2	0.2	0.3	0.1	0.6	0.5	0.7	0.4	0.2	0.2	C37-C38
Bone	282		0.1	0.3	0.8	1.5	0.7	0.9	0.5	0.6	0.5	0.6	0.8	1.1	2.5	2.5	2.1	2.2	0.8	0.9	C40-C41
Melanoma of Skin	62		0	0	0	0.1	0.1	0	0	0.1	0.2	0.2	0.5	0.8	0.2	1.6	1.4	1.1	0.2	0.2	C43
Other Skin	504		0	0.1	0.1	0.2	0.2	0.3	0.5	0.6	1.2	2.3	2.3	4.5	7.9	13.2	16.3	16	1.4	2	C44
Mesothelioma	11		0	0	0	0	0	0	0	0	0	0.1	0.1	0.2	0.1	0.2	0.7	0.4	0	0	C45
Kaposi sarcoma	4		0	0	0	0	0	0	0	0	0	0	0	0	0	0.2	0	0	0	0	C46
Connective,Soft tissue	240		0.3	0.1	0.2	0.4	0.3	0.6	0.5	0.3	0.8	1.5	1.5	2.2	2	3	1.9	3.3	0.7	0.8	C47,C49
Breast	50		0	0	0	0	0	0	0.1	0	0.3	0.2	0.3	0.8	0.7	0.5	1.2	1.3	0.1	0.2	C50
Penis	26		0	0	0	0	0	0	0	0	0.1	0	0.1	0.4	0.7	0.5	0.2	0.7	0.1	0.1	C60
Prostate	1163		0	0	0	0.1	0.1	0.1	0	0	0.2	0.5	2.8	6.5	19.2	40.4	67.8	73.3	3.3	5.3	C61
Testis	273		0.5	0.1	0.3	0.6	1.5	2	1.2	1.2	0.4	0.7	0.4	0.4	0.7	0.9	0.5	0.7	0.8	0.8	C62
Other male genital	14		0	0	0	0.1	0	0	0	0	0	0.1	0.2	0.1	0	0.2	0.2	0.2	0	0	C63
Kidney	316		0.4	0.1	0.1	0.1	0.1	0.1	0.2	0.4	0.7	1.8	3.1	4.1	4.7	7.1	7.1	3.3	0.9	1.2	C64
Renal Pelvis	3		0	0	0	0	0	0	0	0	0	0.1	0	0	0	0	0.2	0	0	0	C65
Ureter	4		0	0	0	0	0	0	0	0	0	0	0	0	0.1	0.2	0	0.2	0	0	C66
Bladder	781		0.1	0	0	0	0	0.1	0.2	0.4	1.2	2.6	4.1	6.2	13.9	23.1	30	36.5	2.2	3.3	C67
Other Urinary organs	3		0	0	0	0	0	0	0	0	0	0	0	0.2	0	0	0	0	0	0	C68
Eye	61		0	0.9	0.1	0	0	0	0.1	0	0	0.1	0.3	0.2	0.1	0.4	0.7	1.1	0.2	0.2	C69
Brain, Nervous system	612		1.7	0.8	1	0.9	0.9	0.6	1.8	1.7	2	2.7	4.1	4.9	4	5.1	4.3	4	1.7	1.9	C70-C72
Thyroid	312		0	0	0.1	0.2	0.3	0.7	0.4	0.8	1.1	1.7	1.8	3.5	4	5.5	7.1	4	0.9	1.1	C73
Adrenal gland	22		0.2	0	0	0	0	0	0	0	0	0.1	0.1	0.2	0.1	0.5	0.5	0.2	0.1	0.1	C74
Other Endocrine	61		0	0	0.2	0.2	0.1	0.1	0.1	0.3	0.3	0.4	0.4	0.2	0.6	0.4	0	0	0.2	0.2	C75
Hodgkin disease	226		0.1	0.1	0.4	0.8	1.1	0.8	0.8	0.9	0.8	0.7	1.3	0.6	0.4	1.1	1.2	1.1	0.6	0.6	C81
Non-Hodgkin lymphoma	1413		0.5	0.8	1	1.2	2.1	1.8	2.4	3.2	5.4	6.9	10.6	13.2	16.9	24.5	20.1	18.3	4	5	C82-C85,C96
Immunoproliferative dis.	3		0	0	0	0	0	0	0	0	0	0	0.1	0	0	0.2	0	0.2	0	0	C88
Multiple Myeloma	220		0	0	0	0	0	0	0	0.3	0.7	1.5	2	3.5	4.2	4.8	3.5	2.9	0.6	0.8	C90
Lymphoid Leukaemia	381		2.9	1.5	1.1	0.7	0.7	0.7	0.3	0.4	0.6	0.5	0.8	1.1	1.3	2.1	2.4	1.1	1.1	1.1	C91
Myeloid Leukaemia	704		1.5	0.6	0.7	1.3	1.5	1.5	1.3	1.9	2.6	2.9	4.3	4.4	5.2	6.9	6.8	6.9	2	2.3	C92-C94
Leukaemia unspec.	374		1.9	1.4	0.8	0.7	0.5	0.6	0.3	0.6	0.5	0.4	1.4	1.1	1.6	1.8	2.8	2.9	0.9	1	C95
Other & unspecified	233		0.1	0.1	0.1	0.2	0.1	0.3	0.2	0.4	1	1.9	2	2.6	3.9	3.2	6.1	7.1	0.8	1	Other
All sites Total	18757		0	11	6	8	10	13	16	21	31	51	82	132	178	272	377	454	53.1	70.8	All



APPENDIX 26: CANCER INCIDENCE BY SITES AND AGE GROUP, MALAY FEMALES, 2007-2011

Site	All Ages	Age Unk.	0-4	5-9	10-14	15-19	20-24	25-29	30-34	35-39	40-44	45-49	50-54	55-59	60-64	65-69	70-74	75+	Crude Rate	ASR World	ICD (10th)
Lip	17	0	0	0	0	0	0	0	0	0	0	0	0	0	0	0	0	0	0	0.1	C00
Tongue	163	0	0	0	0	0	0	0	0	0	0	0	0	0	0	0	0	0	0.5	0.6	C01-C02
Mouth	112	0	0	0	0	0	0	0	0	0	0	0	0	0	0	0	0	0	0.3	0.4	C03-C06
Salivary glands	101	0	0	0	0	0	0	0	0	0	0	0	0	0	0	0	0	0	0.3	0.3	C07-C08
Tonsil	24	0	0	0	0	0	0	0	0	0	0	0	0	0	0	0	0	0	0.1	0.1	C09
Other Oropharynx	8	0	0	0	0	0	0	0	0	0	0	0	0	0	0	0	0	0	0	0	C10
Nasopharynx	401	0	0	0	0	0	0	0	0	0	0	0	0	0	0	0	0	0	1.2	1.3	C11
Hypopharynx	28	0	0	0	0	0	0	0	0	0	0	0	0	0	0	0	0	0	0.1	0.1	C12-C13
Pharynx unsp.	10	0	0	0	0	0	0	0	0	0	0	0	0	0	0	0	0	0	0	0	C14
Oesophagus	149	0	0	0	0	0	0	0	0	0	0	0	0	0	0	0	0	0	0.4	0.6	C15
Stomach	312	0	0	0	0	0	0	0	0	0	0	0	0	0	0	0	0	0	0.9	1.1	C16
Small intestine	37	0	0	0	0	0	0	0	0	0	0	0	0	0	0	0	0	0	0.1	0.1	C17
Colon	1101	0	0	0	0	0	0	0	0	0	0	0	0	0	0	0	0	0	3.2	4	C18
Rectum	1104	0	0	0	0	0	0	0	0	0	0	0	0	0	0	0	0	0	3.2	4.1	C19-C20
Anus	26	0	0	0	0	0	0	0	0	0	0	0	0	0	0	0	0	0	0.1	0.1	C21
Liver	477	0	0	0	0	0	0	0	0	0	0	0	0	0	0	0	0	0	1.4	1.7	C22
Gallbladder etc.	155	0	0	0	0	0	0	0	0	0	0	0	0	0	0	0	0	0	0.4	0.6	C23-C24
Pancreas	273	0	0	0	0	0	0	0	0	0	0	0	0	0	0	0	0	0	0.8	1	C25
Nose, sinuses etc.	64	0	0	0	0	0	0	0	0	0	0	0	0	0	0	0	0	0	0.2	0.2	C30-C31
Larynx	38	0	0	0	0	0	0	0	0	0	0	0	0	0	0	0	0	0	0.1	0.1	C32
Trachea, Bronchus, Lung	1187	0	0	0	0	0	0	0	0	0	0	0	0	0	0	0	0	0	0.1	0.1	C33-C34
Other Thoracic organs	40	0	0	0	0	0	0	0	0	0	0	0	0	0	0	0	0	0	0.1	0.1	C37-C38
Bone	190	0	0	0	0	0	0	0	0	0	0	0	0	0	0	0	0	0	0.5	0.5	C40-C41
Melanoma of Skin	69	0	0	0	0	0	0	0	0	0	0	0	0	0	0	0	0	0	0.2	0.2	C43
Other Skin	363	0	0	0	0	0	0	0	0	0	0	0	0	0	0	0	0	0	1.3	1.3	C44
Mesothelioma	6	0	0	0	0	0	0	0	0	0	0	0	0	0	0	0	0	0	0	0	C45
Kaposi sarcoma	1	0	0	0	0	0	0	0	0	0	0	0	0	0	0	0	0	0	0	0	C46
Connective Soft tissue	207	0	0	0	0	0	0	0	0	0	0	0	0	0	0	0	0	0	0.6	0.6	C47; C49
Breast	8225	0	0	0	0	0	0	0	0	0	0	0	0	0	0	0	0	0	23.6	27.2	C50
Vulva	46	0	0	0	0	0	0	0	0	0	0	0	0	0	0	0	0	0	0.1	0.1	C51
Vagina	38	0	0	0	0	0	0	0	0	0	0	0	0	0	0	0	0	0	0.1	0.1	C52
Cervix Uteri	1502	0	0	0	0	0	0	0	0	0	0	0	0	0	0	0	0	0	0.1	0.1	C53
Corpus Uteri	964	0	0	0	0	0	0	0	0	0	0	0	0	0	0	0	0	0	0.3	0.3	C54
Uterus unsp.	264	0	0	0	0	0	0	0	0	0	0	0	0	0	0	0	0	0	0.8	0.9	C55
Ovary	1754	0	0	0	0	0	0	0	0	0	0	0	0	0	0	0	0	0	5	5.8	C56
Other Female Genital	21	0	0	0	0	0	0	0	0	0	0	0	0	0	0	0	0	0	0.1	0.1	C57
Placenta	42	0	0	0	0	0	0	0	0	0	0	0	0	0	0	0	0	0	0.1	0.1	C58
Kidney	167	0	0	0	0	0	0	0	0	0	0	0	0	0	0	0	0	0	0.5	0.6	C64
Renal Pelvis	2	0	0	0	0	0	0	0	0	0	0	0	0	0	0	0	0	0	0	0	C65
Ureter	2	0	0	0	0	0	0	0	0	0	0	0	0	0	0	0	0	0	0	0	C66
Bladder	151	0	0	0	0	0	0	0	0	0	0	0	0	0	0	0	0	0	0.4	0.6	C67
Other Urinary organs	2	0	0	0	0	0	0	0	0	0	0	0	0	0	0	0	0	0	0	0	C68
Eye	31	0	0	0	0	0	0	0	0	0	0	0	0	0	0	0	0	0	0.1	0.1	C69
Brain, Nervous system	566	0	0	0	0	0	0	0	0	0	0	0	0	0	0	0	0	0	1.6	1.8	C70-C72
Thyroid	1023	0	0	0	0	0	0	0	0	0	0	0	0	0	0	0	0	0	2.9	3.3	C73
Adrenal gland	21	0	0	0	0	0	0	0	0	0	0	0	0	0	0	0	0	0	0.1	0.1	C74
Other Endocrine	24	0	0	0	0	0	0	0	0	0	0	0	0	0	0	0	0	0	0.1	0.1	C75
Hodgkin disease	164	0	0	0	0	0	0	0	0	0	0	0	0	0	0	0	0	0	0.5	0.4	C81
Non-Hodgkin lymphoma	978	0	0	0	0	0	0	0	0	0	0	0	0	0	0	0	0	0	2.8	3.3	C82-C85; C96
Immunoproliferative dis.	5	0	0	0	0	0	0	0	0	0	0	0	0	0	0	0	0	0	0	0	C88
Multiple Myeloma	178	0	0	0	0	0	0	0	0	0	0	0	0	0	0	0	0	0	0.5	0.7	C90
Lymphoid Leukaemia	259	0	0	0	0	0	0	0	0	0	0	0	0	0	0	0	0	0	0.7	0.8	C91
Myeloid Leukaemia	626	0	0	0	0	0	0	0	0	0	0	0	0	0	0	0	0	0	1.8	2	C92-C94
Leukaemia unsp.	234	0	0	0	0	0	0	0	0	0	0	0	0	0	0	0	0	0	0.7	0.7	C95
Other & unspecified	236	0	0	0	0	0	0	0	0	0	0	0	0	0	0	0	0	0	0.7	0.8	Other
All sites Total	24188	0	9	5	7	10	16	23	43	72	117	181	213	256	262	292	313	234	69.5	81.9	All



APPENDIX 27: NUMBER OF NEW CANCER CASES BY SITES AND AGE GROUP, CHINESE MALES, MALAYSIA, 2007-2011

Site	All Ages	Age Unk.	0- 4	5- 9	10- 14	15- 19	20- 24	25- 29	30- 34	35- 39	40- 44	45- 49	50- 54	55- 59	60- 64	65- 69	70- 74	75+ 75+	% of Total	ICD (10th)
Lip	10																			
Tongue	171																			
Mouth	110																			
Salivary glands	98																			
Tonsil	46																			
Other Oropharynx	30																			
Nasopharynx	2104																			
Hypopharynx	74																			
Pharynx unspec.	11																			
Oesophagus	305																			
Stomach	1001																			
Small intestine	62																			
Colon	2033																			
Rectum	1764																			
Anus	28																			
Liver	1416																			
Gallbladder etc.	177																			
Pancreas	516																			
Nose, sinuses etc.	116																			
Larynx	431																			
Trachea/Bronchus/Lung	3390																			
Other Thoracic organs	73																			
Bone	128																			
Melanoma of Skin	53																			
Other Skin	687																			
Mesothelioma	7																			
Kaposi sarcoma	6																			
Connective Soft tissue	126																			
Breast	64																			
Penis	39																			
Prostate	1589																			
Testis	126																			
Other male genital	15																			
Kidney	498																			
Renal Pelvis	10																			
Ureter	14																			
Bladder	510																			
Other Urinary organs	14																			
Eye	23																			
Brain, Nervous system	368																			
Thyroid	142																			
Adrenal gland	12																			
Other Endocrine	31																			
Hodgkin disease	78																			
Non-Hodgkin lymphoma	830																			
Immunoproliferative dis.	2																			
Multiple Myeloma	102																			
Lymphoid Leukaemia	204																			
Myeloid Leukaemia	383																			
Leukaemia unspec.	70																			
Other & unspecified	327																			
All sites Total	20424	0	116	64	90	127	160	192	335	565	896	1329	1803	2510	2987	3253	2821	3176	100.00%	All



APPENDIX 28: NUMBER OF NEW CANCER CASES BY SITES AND AGE GROUP, CHINESE FEMALES, MALAYSIA, 2007-2011

Site	All Ages	Age Unk.	0- -4	5- -9	10- -14	15- -19	20- -24	25- -29	30- -34	35- -39	40- -44	45- -49	50- -54	55- -59	60- -64	65- -69	70- -74	75+ -79	% of Total	IOD (10th)
Lip	7	0	0	0	0	0	0	0	0	0	0	0	1	0	0	0	1	4	0.00%	C00
Tongue	99	0	0	0	0	0	0	4	5	6	7	5	15	10	15	8	9	15	0.40%	C01-C02
Mouth	66	0	0	1	1	1	1	0	0	2	2	2	5	5	11	10	10	15	0.30%	C03-C06
Salivary glands	71	0	0	0	3	3	2	5	2	5	10	7	4	9	4	5	8	4	0.30%	C07-C08
Tonsil	24	0	0	0	0	0	0	0	0	1	3	2	2	3	3	3	2	3	0.10%	C09
Other Oropharynx	8	0	0	0	0	0	0	0	0	0	1	0	1	0	1	0	2	2	0.00%	C10
Nasopharynx	611	0	1	0	0	5	14	13	21	42	87	90	92	88	63	42	26	27	2.80%	C11
Hypopharynx	10	0	0	0	0	0	0	0	0	0	0	0	2	0	1	0	2	5	0.00%	C12-C13
Pharynx unsp.	3	0	0	0	0	0	0	0	0	0	0	0	2	0	1	0	0	0	0.00%	C14
Oesophagus	82	0	0	0	0	0	0	0	0	0	1	5	2	8	9	14	9	34	0.40%	C15
Stomach	725	0	0	0	0	2	4	6	12	16	29	47	52	80	93	97	90	197	3.30%	C16
Small intestine	32	0	0	0	0	0	0	0	2	0	1	2	7	5	3	2	1	9	0.10%	C17
Colon	1837	0	0	0	0	0	6	10	17	47	57	93	137	253	242	247	274	454	8.30%	C18
Rectum	1151	0	0	1	0	0	3	6	9	19	33	68	104	142	154	172	188	252	5.20%	C19-C20
Anus	35	0	0	0	0	0	0	0	0	0	2	0	5	2	5	5	6	10	0.20%	C21
Liver	411	0	4	0	0	0	1	3	2	11	14	19	26	47	55	59	63	107	1.90%	C22
Gallbladder etc.	171	0	0	0	0	0	0	1	2	1	4	8	11	27	20	22	36	39	0.80%	C23-C24
Pancreas	400	0	0	0	0	0	1	4	4	5	13	16	38	48	70	63	52	86	1.80%	C25
Nose, sinuses etc.	52	0	0	0	0	1	0	1	2	4	5	4	9	5	4	5	2	10	0.20%	C30-C31
Larynx	41	0	1	0	0	0	0	0	0	1	3	0	3	4	6	8	4	8	0.20%	C32
Trachea, Bronchus, Lung	1486	0	0	0	0	0	1	8	11	23	62	103	127	177	215	245	206	308	6.70%	C33-C34
Other Thoracic organs	49	0	0	0	1	0	2	0	3	2	1	5	4	5	6	7	5	8	0.20%	C37-C38
Bone	105	0	0	1	8	5	4	1	3	6	5	2	4	4	15	11	7	13	0.50%	C40-C41
Melanoma of Skin	55	0	0	0	0	1	2	1	3	6	5	2	4	4	5	7	7	8	0.20%	C43
Other Skin	446	0	0	2	1	1	2	1	9	10	12	12	25	34	40	61	67	169	2.00%	C44
Mesothelioma	8	0	0	0	0	0	0	0	0	0	0	0	1	0	2	2	2	1	0.00%	C45
Kaposi sarcoma	1	0	0	0	0	0	0	0	0	0	0	0	0	0	0	0	0	0	0.00%	C46
Connective Soft tissue	104	0	0	0	0	3	6	4	4	8	2	16	8	9	8	12	8	10	0.50%	C47-C49
Breast	7333	0	0	0	0	0	13	61	200	425	826	1224	1183	1138	842	608	405	408	33.20%	C50
Vulva	52	0	0	0	0	0	0	0	0	0	2	3	7	6	6	5	7	16	0.20%	C51
Vagina	52	0	1	0	0	0	0	0	0	0	1	5	2	8	7	7	11	10	0.20%	C52
Cervix Uteri	1732	0	0	0	0	0	5	18	45	111	135	243	238	234	195	169	188	151	7.80%	C53
Corpus Uteri	853	0	0	0	0	0	0	7	9	27	53	100	147	176	129	84	61	60	3.90%	C54
Uterus unsp.	199	0	0	0	0	0	2	0	7	9	17	33	42	25	23	11	18	12	0.90%	C55
Ovary	1107	0	2	1	5	17	23	28	37	52	99	170	171	162	128	88	59	65	5.00%	C56
Other Female Genital	12	0	0	0	0	0	0	0	0	0	0	5	2	0	0	3	1	1	0.10%	C57
Placenta	5	0	0	0	0	0	1	1	0	0	2	1	0	0	0	0	0	0	0.00%	C58
Kidney	214	0	2	1	1	0	2	0	3	7	7	17	23	26	33	19	29	44	1.00%	C64
Renal Pelvis	5	0	0	0	0	0	0	0	0	0	0	0	0	0	0	1	1	1	0.00%	C65
Ureter	9	0	0	0	0	0	0	0	0	0	0	0	2	0	0	4	1	2	0.00%	C66
Bladder	185	0	0	0	1	0	0	0	2	4	2	11	13	17	26	26	29	54	0.80%	C67
Other Urinary organs	4	0	0	0	0	0	0	0	0	0	0	0	2	0	2	0	0	0	0.00%	C68
Eye	16	0	1	0	0	0	0	0	0	1	2	2	2	0	3	2	1	2	0.10%	C69
Brain, Nervous system	305	0	21	14	11	10	10	5	12	19	25	27	31	26	24	37	18	15	1.40%	C70-C72
Thyroid	371	0	0	1	5	12	12	29	30	26	40	42	46	42	25	24	13	24	1.70%	C73
Adrenal gland	14	0	3	1	0	0	0	0	0	0	2	0	3	1	0	2	1	1	0.10%	C74
Other Endocrine	18	0	0	0	0	0	0	0	0	2	0	2	4	2	3	3	3	4	0.30%	C81
Hodgkin disease	70	0	0	1	1	11	7	13	7	3	4	3	4	2	4	3	3	3	0.30%	C81
Non-Hodgkin lymphoma	569	0	3	6	11	19	15	20	18	37	32	31	58	76	48	68	62	65	2.60%	C82-C85;C96
Immunoproliferative dis.	1	0	0	0	0	0	0	0	0	0	0	0	1	0	0	0	0	0	0.00%	C88
Multiple Myeloma	98	0	0	0	0	0	0	0	0	3	6	4	6	17	19	9	21	13	0.40%	C90
Lymphoid Leukaemia	133	0	25	23	12	8	4	3	6	5	6	8	6	8	6	6	2	5	0.60%	C91
Myeloid Leukaemia	314	0	9	4	11	12	9	25	14	30	20	34	36	23	27	11	26	23	1.40%	C92-C94
Leukaemia unsp.	80	0	10	5	7	6	1	2	2	3	3	3	6	3	6	8	6	9	0.40%	C95
Other & unspecified	273	0	2	1	0	1	4	3	8	4	13	16	27	35	34	27	32	66	1.20%	Other
All sites Total	22114	0	85	63	82	122	157	283	516	985	1653	2501	2757	3004	2642	2332	2083	2849	100.00%	All



APPENDIX 29: CANCER INCIDENCE BY SITES AND AGE GROUP, CHINESE MALES, MALAYSIA, 2007-2011

Site	All Ages	Age Unk.	0- 4	5- 9	10- 14	15- 19	20- 24	25- 29	30- 34	35- 39	40- 44	45- 49	50- 54	55- 59	60- 64	65- 69	70- 74	75+	Crude Rate	ASR World	ICD (10th)
Lip	10	0	0	0	0	0	0	0	0	0	0	0.1	0.1	0.1	0	0.4	0.6	0.6	0.1	0.1	C00
Tongue	171	0	0	0	0	0	0.1	0.2	0.6	0.7	0.9	1.4	1.8	3.4	3.3	4.1	5.2	4.9	1	0.9	C01-C02
Mouth	110	0	0	0	0	0.1	0	0.1	0.1	0.2	0.4	0.7	1.1	1.4	2.9	3.1	3	6.3	0.7	0.6	C03-C06
Salivary glands	98	0	0	0	0	0	0.5	0.1	0.2	0.3	0.6	1	1	1.3	1.7	2.7	3.3	2	0.6	0.5	C07-C08
Tonsil	46	0	0	0	0	0.1	0	0.1	0	0.2	0.3	0.3	0.4	0.8	1.2	0.8	2.5	0.9	0.3	0.2	C09
Other Oropharynx	30	0	0	0	0	0	0	0	0	0	0	0.2	0.2	0.1	0.7	0.6	2.5	2.3	0.2	0.2	C10
Nasopharynx	2104	0	0.1	0	0.1	0.9	0.7	1.9	8.9	15.4	22.5	28.2	33.1	35	31	36.3	26.2	13.3	12.8	11	C11
Hypopharynx	74	0	0	0	0	0	0	0	0	0	0	0.2	0.6	0.9	2.2	3.1	4.7	2.6	0.5	0.4	C12-C13
Pharynx unspec.	11	0	0	0	0	0	0	0	0	0	0	0.1	0.1	0.2	0.6	0	0.3	0.6	0.1	0.1	C14
Oesophagus	305	0	0	0	0	0	0	0	0.2	0.1	0.6	1.7	2.2	5	6.5	10.5	12.1	19.3	1.9	1.7	C15
Stomach	1001	0	0	0	0	0	0	0.8	0.7	1.2	2.3	3.7	7.1	11.5	20.3	31.6	49	73.2	6.1	5.6	C16
Small intestine	62	0	0	0	0	0	0	0.2	0.1	0.2	0.8	0.4	1.3	1.3	1.3	2.3	2.8	0.6	0.4	0.3	C17
Colon	2033	0	0	0	0.1	0	0.4	0.5	1	3.7	5.8	9.7	17.1	30.4	42.2	67.5	92	113.6	12.4	11.2	C18
Rectum	1764	0	0	0	0	0.1	0.1	0.4	1	1.7	4.1	9.7	15.4	28.2	43.2	68.1	68.3	82.7	10.7	9.7	C19-C20
Anus	28	0	0	0	0	0	0	0	0.1	0	0.1	0.1	0.2	0.6	0.7	0.8	1.4	1.2	0.2	0.2	C21
Liver	1416	0	0.5	0.2	0.2	0.1	0.1	0.2	1	2.1	5.7	9.5	15.3	27.9	37.3	40.3	48.8	45.8	8.6	7.7	C22
Gallbladder etc.	177	0	0	0	0	0	0	0	0.1	0.2	0.4	1	1.4	3.4	4.3	6	6.9	8.4	1.1	1	C23-C24
Pancreas	516	0	0	0	0	0	0	0	0.2	0.9	1	2.9	5	8.8	13.3	20.4	18.7	21	3.1	2.8	C25
Nose, sinuses etc.	116	0	0	0.1	0.1	0	0.1	0	0	0.5	0.9	1	2.2	1.2	2.9	1.7	2.2	4.3	0.7	0.6	C30-C31
Larynx	431	0	0	0.1	0	0	0.1	0	0.2	0.3	0.9	1.8	4.1	5.5	13.3	20	15.7	16.1	2.6	2.4	C32
Trachea, Bronchus, Lung	3390	0	0	0	0	0.1	0.4	0.8	1.8	2.7	6.9	14	27.4	47.2	77.4	133.1	160.6	180.7	20.7	18.8	C33-C34
Other Thoracic organs	73	0	0	0	0	0.1	0.3	0.4	0.2	0.2	0.4	0.5	0.8	1.6	1	1.9	0.8	1.7	0.4	0.4	C37-C38
Bone	128	0	0.1	0.2	1.2	0.9	0.8	0.4	0.3	0.6	0.9	0.4	0.7	1.4	1.2	1.9	1.7	2.9	0.8	0.7	C40-C41
Melanoma of Skin	53	0	0	0	0	0.1	0	0	0	0	0.3	0.3	0.6	1.2	1.3	2.7	0.6	1.4	0.3	0.3	C43
Other Skin	687	0	0	0.1	0	0.1	0.1	0.4	0.7	0.6	1.6	2.5	3.7	8.2	13.7	23.3	29.5	55.1	4.2	3.8	C44
Mesothelioma	7	0	0	0	0	0	0	0	0	0	0.1	0	0.2	0	0.1	0.4	0	0.3	0	0	C45
Kaposi sarcoma	6	0	0	0	0	0	0.1	0.1	0	0.1	0.2	0.1	0	0	0	0	0	0	0	0	C46
Connective, Soft tissue	126	0	0.2	0.2	0.1	0.3	0.1	0.2	0.4	0.8	1	0.8	1.2	1.6	2	3.5	2.8	2.6	0.8	0.7	C47, C49
Breast	64	0	0	0	0	0	0	0	0.1	0.2	0.3	0.5	0.9	0.4	1.9	2.1	1.9	2.9	0.4	0.4	C50
Penis	39	0	0	0	0	0	0	0	0	0.2	0.1	0	0.3	0.7	1	1.4	1.1	2	0.2	0.2	C60
Prostate	1589	0	0	0	0	0	0	0	0	0	0.7	1	3.7	13.8	34.6	76	103.6	123.9	9.7	9	C61
Testis	126	0	0.7	0.2	0.1	0.6	0.8	1.1	1.4	1.7	0.9	0.6	1.1	0.2	0.4	0.6	0.3	1.2	0.8	0.7	C62
Other male genital	15	0	0	0	0	0.1	0	0.1	0	0	0	0	0	0.4	0.4	0.6	0.6	0.6	0.1	0.1	C63
Kidney	498	0	0.5	0.1	0	0	0	0.2	0.6	1	2.8	4	5	8.1	12.8	15.5	17.9	11.8	3	2.7	C64
Renal Pelvis	10	0	0	0	0	0	0	0	0	0	0	0.2	0	0.2	0	0.6	0.3	0.6	0.1	0.1	C65
Ureter	14	0	0	0	0	0	0	0	0	0	0	0	0	0	0.4	1.4	0.8	0.3	0.1	0.1	C66
Bladder	510	0	0	0	0	0.1	0.1	0.1	0.4	0.7	1.3	1	2.7	5.9	10.5	17.3	27.3	38	3.1	2.8	C67
Other Urinary organs	23	0	0	0	0	0	0	0	0	0	0	0.1	0	0.1	0.7	0.6	0.3	0.9	0.1	0.1	C68
Eye	14	0	0.7	0	0	0	0	0	0	0.2	0	0	0.1	0.1	0	0.4	1.1	1.4	0.1	0.2	C69
Brain, Nervous system	368	0	1.1	0.9	1.3	1.3	0.7	1.1	1.5	1.8	1.8	2.2	3.2	4.3	5.9	6.6	8	7.5	2.2	2.1	C70-C72
Thyroid	142	0	0	0.1	0	0	0.4	0.3	0.2	0.7	1.1	1.6	1.5	2.1	2.2	3.9	2.5	3.5	0.9	0.8	C73
Adrenal gland	12	0	0.2	0.1	0	0.1	0	0	0	0	0	0	0.2	0.2	0.1	0.2	0.3	0.3	0.1	0.1	C74
Other Endocrine	31	0	0	0	0	0.1	0.1	0	0.1	0.1	0.2	0.3	0.5	0.9	0.1	0.8	0.3	0.6	0.2	0.2	C75
Hodgkin disease	78	0	0	0.1	0	0.6	0.6	0.6	0.2	0.2	0.4	0.5	0.6	0.9	0.4	1.2	2.5	1.2	0.5	0.4	C81
Non-Hodgkin lymphoma	830	0	0.4	0.2	0.7	0.9	1.8	1.3	1.9	3.7	3.9	5.6	6.6	12.6	17.4	26.8	20.9	23.3	5.1	4.6	C82-C85, C96
Immunoproliferative dis.	2	0	0	0	0	0	0	0	0	0	0	0	0	0	0	0	0	0.6	0	0	C88
Multiple Myeloma	102	0	0	0	0	0	0	0.2	0	0.1	0.2	0.7	0.5	2.5	2.9	2.9	4.1	3.7	0.6	0.6	C90
Lymphoid Leukaemia	204	0	3.7	1.5	1.4	0.9	0.8	0.8	0.9	0.3	0.7	0.5	0.8	2.2	1.6	1.9	1.9	1.4	1.2	1.4	C91
Myeloid Leukaemia	383	0	0.7	0.6	1	1.1	1.9	1.7	1.6	2.1	2.7	2.4	2.7	4.7	4.3	8.1	7.2	6.9	2.3	2.2	C92-C94
Leukaemia unspec.	70	0	1.3	0.3	0.3	0.4	0.1	0.2	0.1	0.1	0.3	0.2	0.3	0.2	0.4	1.9	1.4	2.3	0.4	0.5	C95
Other & unspecified	327	0	0.1	0.1	0.3	0.1	0.2	0.3	0.2	1.2	1.2	1.2	2.4	4.9	6.6	13.4	11	16.1	2	1.8	Other
All sites Total	20424	0	10	5	7	9	12	14	27	47	76	115	176	294	430	672	777	915	124.4	113	All



APPENDIX 30: CANCER INCIDENCE BY SITES AND AGE GROUP, CHINESE FEMALES, MALAYSIA, 2007-2011

Site	All Ages	Age Unk.	0- -4	5- -9	10- -14	15- -19	20- -24	25- -29	30- -34	35- -39	40- -44	45- -49	50- -54	55- -59	60- -64	65- -69	70- -74	75+	Crude Rate	ASR World	ICD (10th)
Lip	7	0	0	0	0	0	0	0	0	0	0	0	0.1	0	0	0	0.3	1	0	0	C00
Tongue	99	0	0	0	0	0	0	0.3	0.4	0.5	0.6	0.5	1.6	1.3	2.4	1.8	2.6	3.6	0.6	0.6	C01-C02
Mouth	66	0	0	0.1	0.1	0.1	0.1	0	0.2	0.2	0.2	0.2	0.5	0.6	1.7	2.3	2.9	3.6	0.4	0.4	C03-C06
Salivary glands	71	0	0	0	0.2	0.2	0.2	0.4	0.2	0.4	0.9	0.7	0.4	1.2	0.6	1.2	2.3	1	0.5	0.4	C07-C08
Tonsil	24	0	0	0	0	0	0	0	0	0.1	0.3	0.2	0.3	0.5	0.5	0.7	0.6	0.7	0.2	0.1	C09
Other Oropharynx	8	0	0	0	0	0	0	0	0	0.1	0	0	0	0.1	0.2	0	0.6	0.5	0.1	0	C10
Nasopharynx	611	0	0.1	0	0	0.4	1.1	1	1.8	3.7	7.7	8.8	10	11.3	10	9.7	7.6	6.5	4	3.5	C11
Hypopharynx	10	0	0	0	0	0	0	0	0	0	0	0	0.2	0	0.2	0	0.6	1.2	0.1	0.1	C12-C13
Pharynx unsp.	3	0	0	0	0	0	0	0	0	0	0	0	0.2	0	0.2	0	0	0	0	0	C14
Oesophagus	82	0	0	0	0	0.2	0.3	0.5	1.1	1.4	2.6	4.6	5.7	10.3	14.7	22.4	26.4	8.1	0.5	0.5	C15
Stomach	725	0	0	0	0	0	0	0	0.2	0.1	0.1	0.2	0.8	0.6	0.5	0.5	0.3	2.2	0.2	0.2	C16
Small intestine	32	0	0	0	0	0	0	0	0.2	0.1	0.1	0.2	0.8	0.6	0.5	0.5	0.3	2.2	0.2	0.2	C17
Colon	1837	0	0	0	0	0	0.5	0.8	1.5	4.2	5	9.1	14.9	32.6	38.3	56.9	80.2	108.8	11.9	10.4	C18
Rectum	1151	0	0	0.1	0	0	0.2	0.5	0.8	1.7	2.9	6.7	11.3	18.3	24.4	39.6	55.1	60.4	7.5	6.6	C19-C20
Anus	35	0	0	0	0	0	0	0	0	0	0	0	0.5	0.3	0.8	1.2	1.8	2.4	0.2	0.2	C21
Liver	411	0	0.4	0	0	0	0.1	0.2	0.2	1	1.2	1.9	2.8	6.1	8.7	13.6	18.5	25.6	2.7	2.3	C22
Gallbladder etc.	171	0	0	0	0	0	0	0.1	0.2	0.1	0.4	0.8	1.2	3.5	3.2	5.1	10.5	9.3	1.1	1	C23-C24
Pancreas	400	0	0	0	0	0	0.1	0.3	0.4	0.4	1.2	1.6	4.1	6.2	11.1	14.5	15.2	20.6	2.6	2.3	C25
Nose, sinuses etc.	52	0	0	0	0	0.1	0	0.1	0.2	0.4	0.4	0.4	1	0.6	0.6	1.2	0.6	2.4	0.3	0.3	C30-C31
Larynx	41	0	0.1	0	0	0	0	0	0.1	0.3	0	0.3	0.3	0.5	1	1.8	1.2	1.9	0.3	0.2	C32
Trachea, Bronchus, Lung	1486	0	0	0	0	0	0.1	0.6	1	2	5.5	10.1	13.8	22.8	34.1	56.5	60.3	73.8	9.6	8.5	C33-C34
Other Thoracic organs	49	0	0	0	0.1	0	0.2	0	0.3	0.2	0.1	0.5	0.4	0.6	1	1.6	1.5	1.9	0.3	0.3	C37-C38
Bone	105	0	0	0.1	0.6	0.4	0.3	0.1	0.6	0.3	0.6	0.6	0.8	1.3	2.4	2.5	2.1	3.1	0.7	0.6	C40-C41
Melanoma of Skin	55	0	0	0	0	0.1	0.2	0.1	0.3	0.5	0.4	0.2	0.4	0.5	0.8	1.6	2.1	1.9	0.4	0.3	C43
Other Skin	446	0	0	0.2	0.1	0.1	0.2	0.1	0.8	0.9	1.1	1.2	2.7	4.4	6.3	14.1	19.6	40.5	2.9	2.5	C44
Mesothelioma	8	0	0	0	0	0	0	0	0	0	0	0	0.1	0	0.3	0.5	0.6	0.2	0.1	0	C45
Kaposi sarcoma	1	0	0	0	0	0	0	0	0	0	0	0	0	0	0	0	0	0	0	0	C46
Connective, Soft tissue	104	0	0	0	0.2	0.5	0.5	0.3	0.4	0.7	0.2	1.6	0.9	1.2	1.3	2.8	2.3	2.4	0.7	0.6	C47-C49
Breast	7333	0	0	0	0	0	1	4.8	17.6	37.6	73.1	120	128.6	146.7	133.4	140.1	118.6	97.7	47.5	41.5	C50
Vulva	52	0	0	0	0	0	0	0	0	0	0	0.2	0.3	0.8	1	1.2	2.1	3.8	0.3	0.3	C51
Vagina	52	0.1	0	0	0	0	0	0	0	0	0.1	0.5	0.2	1	1.1	1.6	3.2	2.4	0.3	0.3	C52
Cervix Uteri	1732	0	0	0	0	0	0	0.4	4	9.8	11.9	23.8	25.9	30.2	30.9	38.9	55.1	36.2	11.2	9.8	C53
Corpus Uteri	853	0	0	0	0	0	0	0.5	0.8	2.4	4.7	9.8	16	22.7	20.4	19.4	17.9	14.4	5.5	4.9	C54
Uterus unsp.	199	0	0	0	0	0	0.2	0	0.6	0.8	1.5	3.2	4.6	3.2	3.6	2.5	5.3	2.9	1.3	1.1	C55
Ovary	1107	0	0.2	0.1	0.4	1.3	1.7	2.2	3.3	4.6	8.8	16.7	18.6	20.9	20.3	20.3	17.3	15.6	7.2	6.3	C56
Other Female Genital	12	0	0	0	0	0	0	0	0	0	0	0.5	0.2	0	0	0.7	0.3	0.2	0.1	0.1	C57
Placenta	5	0	0	0	0	0	0.1	0.1	0	0.2	0.1	0	0	0	0	0	0	0	0	0	C58
Kidney	214	0	0.2	0.1	0.1	0	0.2	0	0.3	0.6	0.6	1.7	2.5	3.4	5.2	4.4	8.5	10.5	1.4	1.2	C64
Renal Pelvis	5	0	0	0	0	0	0	0	0	0	0	0	0.1	0	0.2	0.2	0.3	0.2	0	0	C65
Ureter	9	0	0	0	0	0	0	0	0	0	0	0	0.2	0	0	0.9	0.3	0.5	0.1	0.1	C66
Bladder	185	0	0	0	0.1	0	0	0	0.2	0.4	0.2	1.1	1.4	2.2	4.1	6	8.5	12.9	1.2	1	C67
Other Urinary organs	4	0	0	0	0	0	0	0	0	0	0	0	0.2	0	0.3	0	0	0	0	0	C68
Eye	16	0	0.1	0	0	0	0	0	0	0	0.1	0.2	0.2	0	0.5	0.5	0.3	0.5	0.1	0.1	C69
Brain, Nervous system	305	0	2	1.1	0.9	0.8	0.8	0.4	1.1	1.7	2.2	2.6	3.4	3.4	3.8	8.5	5.3	3.6	2	1.9	C70-C72
Thyroid	371	0	0	0.1	0.4	0.9	0.9	2.3	2.6	2.3	3.5	4.1	5	5.4	4	5.5	3.8	5.7	2.4	2.1	C73
Adrenal gland	14	0	0.3	0.1	0	0	0	0	0	0	0.2	0	0.3	0.1	0	0.5	0.3	0.2	0.1	0.1	C74
Other Endocrine	18	0	0	0	0	0.1	0	0	0	0.2	0	0.2	0.4	0.3	0.5	0.7	0.3	0	0.1	0.1	C75
Hodgkin disease	70	0	0	0.1	0.1	0.8	0.5	1	0.6	0.3	0.4	0.3	0.4	0.3	0.6	0.7	0.9	1	0.5	0.4	C81
Non-Hodgkin lymphoma	569	0	0.3	0.5	0.9	1.4	1.1	1.6	1.6	3.3	2.8	3	6.3	9.8	7.6	15.7	18.2	15.6	3.7	3.3	C82-C85
Immunoproliferative dis.	1	0	0	0	0	0	0	0	0	0	0	0	0.1	0	0	0	0	0	0	0	C88
Multiple Myeloma	98	0	0	0	0	0	0	0	0	0.3	0.5	0.4	0.7	2.2	3	2.1	6.2	3.1	0.6	0.6	C90
Lymphoid Leukaemia	133	0	2.3	1.9	0.9	0.6	0.3	0.2	0.5	0.4	0.5	0.8	0.7	1	1	1.4	0.6	1.2	0.9	1	C91
Myeloid Leukaemia	314	0	0.8	0.3	0.9	0.9	0.7	2	1.2	2.7	1.8	3.3	3.9	3	4.3	2.5	7.6	5.5	2	1.9	C92-C94
Leukaemia unsp.	80	0	0.9	0.4	0.5	0.5	0.1	0.2	0.2	0.3	0.3	0.3	0.7	0.4	1	1.8	1.8	2.2	0.5	0.5	C95
Other & unspecified	273	0	0.2	0.1	0	0.1	0.3	0.2	0.7	0.4	1.2	1.6	2.9	4.5	5.4	6.2	9.4	15.8	1.8	1.5	Other
All sites Total	22114	0	8	5	6	9	12	22	45	87	146	245	300	387	418	537	610	682	143.2	126.2	All



APPENDIX 31: NUMBER OF NEW CANCER CASES BY SITES AND AGE GROUP, INDIAN MALES, MALAYSIA, 2007-2011

Site	All Ages	Age Unk.	0- -4	5- -9	10- -14	15- -19	20- -24	25- -29	30- -34	35- -39	40- -44	45- -49	50- -54	55- -59	60- -64	65- -69	70- -74	75+ -79	% of Total	ICD (10th)
Lip	9	0	0	0	0	0	0	0	0	0	0	0	3	1	2	1	2	0	0.30%	C00
Tongue	74	0	0	0	0	0	1	0	2	3	3	0	8	13	17	5	5	8	2.80%	C01-C02
Mouth	107	0	0	0	0	2	0	2	0	0	2	14	13	18	15	10	11	20	4.00%	C03-C06
Salivary glands	24	0	0	1	0	0	0	0	0	1	4	2	1	5	5	3	1	1	0.90%	C07-C08
Tonsil	29	0	0	0	0	0	0	0	0	0	0	6	4	4	9	2	1	3	1.10%	C09
Other Oropharynx	26	0	0	0	0	0	0	0	0	0	1	1	4	5	7	3	3	2	1.00%	C10
Nasopharynx	44	0	0	0	1	0	1	1	3	3	2	2	6	6	8	5	2	4	1.60%	C11
Hypopharynx	38	0	0	0	0	1	1	0	1	0	0	2	10	3	5	3	9	3	1.40%	C12-C13
Pharynx unspec.	8	0	0	0	0	0	0	0	0	0	0	0	2	1	1	2	1	1	0.30%	C14
Oesophagus	98	0	0	0	0	0	0	1	0	2	4	7	19	16	11	19	10	9	3.70%	C15
Stomach	187	0	0	0	0	0	2	3	8	4	7	11	22	28	22	31	22	27	7.00%	C16
Small intestine	9	0	0	0	0	0	1	0	0	1	1	1	0	0	1	1	3	0	0.30%	C17
Colon	197	0	0	0	0	0	1	3	5	6	10	27	20	27	28	22	21	27	7.40%	C18
Rectum	183	0	0	0	0	0	1	2	1	5	8	20	29	27	23	24	18	25	6.80%	C19-C20
Anus	9	0	0	0	0	0	0	0	0	1	1	0	1	2	1	1	1	1	0.30%	C21
Liver	114	0	2	0	0	0	1	3	1	0	2	12	13	19	17	11	19	14	4.30%	C22
Gallbladder etc.	27	0	0	0	0	0	0	0	0	0	2	4	2	5	6	1	3	4	1.00%	C23-C24
Pancreas	70	0	0	0	0	0	0	1	2	1	4	7	14	10	14	4	10	3	2.60%	C25
Nose, sinuses etc.	6	0	0	0	0	0	0	0	0	1	1	0	0	2	0	1	1	0	0.20%	C30-C31
Larynx	90	0	0	0	1	0	0	0	3	1	2	4	17	15	23	5	10	9	3.40%	C32
Trachea, Bronchus, Lung	270	0	0	0	0	0	2	0	1	4	9	26	37	30	50	40	36	35	10.10%	C33-C34
Other Thoracic organs	4	0	0	0	0	0	0	1	1	0	1	0	1	0	2	2	0	2	0.10%	C37-C38
Bone	28	0	0	0	1	3	8	0	0	0	4	2	2	2	2	2	0	2	1.00%	C40-C41
Melanoma of Skin	8	0	0	0	0	0	0	1	1	1	0	0	1	1	1	0	2	0	0.30%	C43
Other Skin	45	0	0	0	1	2	0	0	1	0	2	3	5	6	1	4	10	10	1.70%	C44
Mesothelioma	1	0	0	0	0	0	0	0	0	0	0	0	0	0	0	1	0	0	0.00%	C45
Kaposi sarcoma	1	0	0	0	0	0	0	0	0	0	0	0	0	0	0	0	0	0	0.00%	C46
Connective Soft tissue	14	0	0	0	1	1	2	0	0	0	1	3	0	2	1	2	0	1	0.50%	C47, C49
Breast	10	0	0	0	0	0	0	0	0	1	1	0	3	2	1	1	0	1	0.40%	C50
Penis	16	0	0	0	0	0	0	0	0	0	1	0	3	3	1	3	1	1	0.60%	C60
Prostate	188	0	0	0	0	0	0	0	1	0	2	4	8	14	30	40	42	47	7.00%	C61
Testis	43	0	0	0	0	3	9	10	7	4	3	2	1	1	1	0	1	1	1.60%	C62
Other male genital	1	0	0	0	0	0	0	0	0	0	0	0	0	0	1	0	0	0	0.00%	C63
Kidney	47	0	2	0	0	0	1	0	0	0	5	5	8	5	6	8	4	3	1.80%	C64
Renal Pelvis	0	0	0	0	0	0	0	0	0	0	0	0	0	0	0	0	0	0	0.00%	C65
Ureter	1	0	0	0	0	0	0	0	0	0	0	0	1	0	0	0	0	0	0.00%	C66
Bladder	86	0	0	0	0	0	0	1	0	2	2	5	11	12	9	20	11	13	3.20%	C67
Other Urinary organs	0	0	0	0	0	0	0	0	0	0	0	0	0	0	0	0	0	0	0.00%	C68
Eye	4	0	2	0	0	0	0	0	0	0	0	0	0	0	1	0	0	1	0.10%	C69
Brain, Nervous system	83	0	3	5	6	5	2	3	3	9	7	10	10	8	5	1	4	2	3.10%	C70-C72
Thyroid	30	0	0	0	1	0	0	3	2	0	3	3	5	5	2	3	2	1	1.10%	C73
Adrenal gland	2	0	1	0	1	1	0	1	0	0	0	0	0	0	0	0	0	0	0.10%	C74
Other Endocrine	10	0	0	0	1	1	0	1	0	1	3	0	0	0	1	1	0	0	0.40%	C75
Hodgkin disease	31	0	0	0	1	6	3	5	0	1	2	0	3	5	1	1	2	1	1.20%	C81
Non-Hodgkin lymphoma	156	0	0	9	4	12	7	7	11	5	13	6	25	19	14	10	7	7	5.80%	C82-C85, C96
Immunoproliferative dis.	0	0	0	0	0	0	0	0	0	0	0	0	0	0	0	0	0	0	0.00%	C88
Multiple Myeloma	25	0	0	0	0	0	0	0	0	0	1	1	2	1	9	6	1	4	0.90%	C90
Lymphoid Leukaemia	67	0	10	14	3	6	6	3	5	3	4	3	3	4	0	1	0	2	2.50%	C91
Myeloid Leukaemia	89	0	1	1	7	5	3	8	7	4	4	11	10	10	7	4	4	3	3.30%	C92-C94
Leukaemia unspec.	15	0	3	0	2	3	1	1	0	0	0	2	1	0	2	0	0	0	0.60%	C95
Other & unspecified	55	0	0	0	0	0	0	0	1	0	4	2	9	13	7	6	4	9	2.10%	Other
All sites Total	2679	0	24	30	31	50	53	60	67	65	120	226	337	350	368	308	284	306	100.00%	All



APPENDIX 32: NUMBER OF NEW CANCER CASES BY SITES AND AGE GROUP, INDIAN FEMALES, MALAYSIA, 2007-2011

Site	All Ages	Age Unk.	0- -4	5- -9	10- -14	15- -19	20- -24	25- -29	30- -34	35- -39	40- -44	45- -49	50- -54	55- -59	60- -64	65- -69	70- -74	75+ -79	% of Total	ICD (10th)
Lip	15	0	0	0	0	0	0	0	0	1	1	0	2	1	0	0	2	8	0.30%	C00
Tongue	100	0	0	0	0	0	0	1	1	1	1	7	16	9	22	6	22	9	2.10%	C01-C02
Mouth	287	0	0	0	0	0	0	0	3	7	7	10	31	37	46	41	55	57	6.00%	C03-C06
Salivary glands	18	0	0	1	0	0	0	2	0	1	3	3	4	1	3	0	0	0	0.40%	C07-C08
Tonsil	10	0	0	0	0	0	0	0	0	0	1	1	2	2	2	2	0	0	0.20%	C09
Other Oropharynx	11	0	0	0	0	0	0	0	0	0	0	0	0	2	2	1	4	2	0.20%	C10
Nasopharynx	25	0	0	1	0	1	1	0	0	0	2	1	5	6	2	2	3	1	0.50%	C11
Hypopharynx	35	0	0	0	0	0	0	2	0	0	0	1	3	7	5	5	5	1	0.70%	C12-C13
Pharynx unsp.	5	0	0	0	0	0	0	0	0	0	0	0	0	2	1	1	0	0	0.10%	C14
Oesophagus	145	0	0	0	0	0	0	0	3	6	8	9	21	21	26	17	20	20	3.00%	C15
Stomach	137	0	0	0	0	2	2	4	3	6	8	13	19	19	15	14	14	18	2.90%	C16
Small intestine	6	0	0	0	0	0	0	0	1	0	0	0	2	0	0	0	0	0	0.10%	C17
Colon	182	0	0	0	1	1	2	3	5	3	12	12	18	25	31	16	30	23	3.80%	C18
Rectum	170	0	0	0	0	0	2	0	5	8	11	9	26	25	24	13	25	22	3.50%	C19-C20
Anus	12	0	0	0	0	0	0	1	0	0	0	1	0	4	2	1	1	2	0.30%	C21
Liver	58	0	0	0	0	0	0	0	2	1	2	1	4	7	8	9	8	12	1.20%	C22
Gallbladder etc.	37	0	0	0	0	0	0	0	0	1	2	1	2	9	5	6	5	6	0.80%	C23-C24
Pancreas	57	0	0	0	0	0	0	1	1	2	1	4	13	10	8	4	6	7	1.20%	C25
Nose, sinuses etc.	10	0	0	0	1	0	1	0	0	0	0	0	0	2	0	1	3	0	0.20%	C30-C31
Larynx	20	0	0	0	0	0	0	0	1	0	1	1	3	5	2	0	5	2	0.40%	C32
Trachea, Bronchus, Lung	127	0	0	0	0	0	0	0	2	2	8	11	18	21	16	17	16	16	2.60%	C33-C34
Other Thoracic organs	10	0	0	0	0	0	0	0	1	1	2	0	0	4	0	0	1	1	0.20%	C37-C38
Bone	26	0	0	1	4	3	0	1	1	0	2	1	2	2	0	4	3	2	0.50%	C40-C41
Melanoma of Skin	5	0	0	0	0	0	0	0	0	0	0	1	0	1	1	1	0	1	0.10%	C43
Other Skin	59	0	0	0	0	1	0	0	1	2	4	2	5	9	6	7	7	15	1.20%	C44
Mesothelioma	2	0	0	0	0	0	0	0	0	0	0	0	0	1	0	0	1	0	0.00%	C45
Kaposi sarcoma	2	0	0	0	0	0	0	0	0	0	0	0	0	0	0	0	0	0	0.00%	C46
Connective, Soft tissue	16	0	0	1	0	0	0	1	1	1	1	2	0	0	2	3	2	2	0.30%	C47-C49
Breast	1705	0	0	0	1	0	3	20	57	87	192	264	314	281	176	115	102	93	35.50%	C50
Vulva	10	0	0	0	0	0	0	0	0	1	0	1	1	3	1	1	1	1	0.20%	C51
Vagina	14	0	0	0	0	0	0	0	0	2	0	2	2	4	0	2	0	2	0.30%	C52
Cervix Uteri	327	0	0	0	0	0	3	4	6	15	21	40	58	45	44	30	31	30	6.80%	C53
Corpus Uteri	204	0	0	0	0	0	0	1	3	12	14	22	32	33	38	21	16	12	4.30%	C54
Uterus unsp.	60	0	0	0	0	0	0	0	1	0	7	5	4	11	14	4	7	7	1.30%	C55
Ovary	277	0	0	0	2	5	9	4	4	11	29	49	52	33	33	25	7	14	5.80%	C56
Other Female Genital	4	0	0	0	0	0	0	0	0	1	0	1	1	0	1	0	0	0	0.10%	C57
Placenta	1	0	0	0	0	0	0	0	0	0	0	0	0	1	0	0	0	0	0.00%	C58
Kidney	27	0	0	2	0	0	0	1	2	0	1	5	6	3	3	2	0	2	0.60%	C64
Renal Pelvis	1	0	0	0	0	0	0	0	0	0	0	0	0	0	0	0	0	0	0.00%	C65
Ureter	0	0	0	0	0	0	0	0	0	0	0	0	0	0	0	0	0	0	0.00%	C66
Bladder	24	0	0	0	0	0	0	0	0	0	1	1	3	2	3	1	6	7	0.50%	C67
Other Urinary organs	0	0	0	0	0	0	0	0	0	0	0	0	0	0	0	0	0	0	0.00%	C68
Eye	3	0	0	0	0	0	0	0	0	0	0	0	0	2	0	0	0	1	0.10%	C69
Brain, Nervous system	78	0	4	5	4	2	2	7	4	3	7	6	13	8	7	4	1	1	1.60%	C70-C72
Thyroid	119	0	0	0	1	2	9	9	8	15	9	14	17	10	10	8	6	1	2.50%	C73
Adrenal gland	1	0	0	0	0	0	0	0	0	0	0	1	0	0	1	0	0	0	0.00%	C74
Other Endocrine	8	0	0	0	0	0	0	0	0	0	0	1	4	1	1	0	0	0	0.20%	C75
Hodgkin disease	25	0	0	0	0	0	4	8	1	2	2	0	2	1	3	0	0	0	0.50%	C81
Non-Hodgkin lymphoma	105	0	1	0	5	3	3	2	3	5	4	7	12	14	16	15	9	6	2.20%	C82-C85C96
Immunoproliferative dis.	1	0	0	0	0	0	0	0	0	0	0	0	0	0	0	0	0	1	0.00%	C88
Multiple Myeloma	24	0	0	0	0	0	0	0	0	0	0	0	2	5	6	5	0	3	0.50%	C90
Lymphoid Leukaemia	45	0	7	9	4	1	0	6	3	4	0	1	4	4	1	1	0	0	0.90%	C91
Myeloid Leukaemia	72	0	1	2	1	2	0	4	6	6	4	7	13	10	8	1	5	2	1.50%	C92-C94
Leukaemia unsp.	20	0	6	3	0	2	0	0	1	2	2	1	2	0	0	0	0	1	0.40%	C95
Other & unspecified	58	0	1	0	0	1	1	1	3	2	6	1	5	8	6	10	9	4	1.20%	Other
All sites Total	4798	0	20	25	24	28	42	83	127	206	387	532	743	711	599	420	436	415	100.00%	All



APPENDIX 33: CANCER INCIDENCE BY SITES AND AGE GROUP, INDIAN MALES, MALAYSIA, 2007-2011

Site	All Ages	Age Unk.	0- 4	5- 9	10- 14	15- 19	20- 24	25- 29	30- 34	35- 39	40- 44	45- 49	50- 54	55- 59	60- 64	65- 69	70- 74	75+ 79	Crude Rate	ASR World	ICD (10th)
Lip	9	0	0	0	0	0	0	0	0	0	0	0	1.1	0.5	1.5	1.3	3.5	0	0.2	0.2	C00
Tongue	74	0	0	0	0	0	0.2	0	0.5	0.9	0	3.8	3	6.5	12.4	6.7	8.9	13.1	1.5	1.9	C01-C02
Mouth	107	0	0	0	0	0.4	0	0.5	0	0	0.6	4.4	4.9	9	10.9	13.4	19.5	32.8	2.2	2.9	C03-C06
Salivary glands	24	0	0	0.2	0	0	0	0	0	0.3	1.3	0.6	0.4	2.5	3.6	4	1.8	1.6	0.5	0.6	C07-C08
Tonsil	29	0	0	0	0	0	0	0	0	0	0	1.9	1.5	2	6.5	2.7	1.8	4.9	0.6	0.7	C09
Other Oropharynx	26	0	0	0	0	0	0	0	0	0	0.3	0.3	1.5	2.5	5.1	4	5.3	3.3	0.5	0.7	C10
Nasopharynx	44	0	0	0	0.2	0	0.2	0.2	0.8	0.9	0.6	0.6	2.3	3	5.8	6.7	3.5	6.6	0.9	1.1	C11
Hypopharynx	38	0	0	0	0	0.2	0.2	0	0.3	0	0	0.6	3.8	1.5	3.6	4	15.9	4.9	0.8	1	C12-C13
Pharynx unsp.	8	0	0	0	0	0	0	0	0	0	0	0	0.8	0.5	0.7	2.7	1.8	1.6	0.2	0.2	C14
Oesophagus	98	0	0	0	0	0	0	0.2	0	0.6	1.3	2.2	7.1	8	8	25.5	17.7	14.8	2	2.7	C15
Stomach	187	0	0	0	0	0	0.4	0.7	2.2	1.2	2.2	3.5	8.3	14.1	16	41.6	38.9	44.3	3.9	5.2	C16
Small intestine	9	0	0	0	0	0	0.2	0	0	0.3	0.3	0	0	0	0.7	1.3	5.3	0	0.2	0.2	C17
Colon	197	0	0	0	0	0	0.2	0.7	1.3	1.8	3.1	8.5	7.5	13.6	20.4	29.5	37.2	44.3	4.1	5.2	C18
Rectum	183	0	0	0	0	0	0.2	0.5	0.3	1.5	2.5	6.3	10.9	13.6	16.7	32.2	31.9	41	3.8	4.9	C19-C20
Anus	9	0	0	0	0	0	0	0	0	0.3	0.3	0	0.4	1	0.7	1.3	1.8	1.6	0.2	0.2	C21
Liver	114	0	0.5	0	0	0	0.2	0.7	0.3	0	0.6	3.8	4.9	9.5	12.4	14.8	33.6	23	2.4	3.1	C22
Gallbladder etc.	27	0	0	0	0	0	0	0	0	0	0.6	1.3	0.8	2.5	4.4	1.3	5.3	6.6	0.6	0.7	C23-C24
Pancreas	70	0	0	0	0	0	0	0.2	0.5	0.3	1.3	2.2	5.3	5	10.2	5.4	17.7	4.9	1.5	1.8	C25
Nose, sinuses etc.	6	0	0	0	0	0	0	0	0	0.3	0.3	0	0	1	0	1.3	1.8	0	0.1	0.2	C30-C31
Larynx	90	0	0	0	0.2	0	0	0	0.8	0.3	0.6	1.3	6.4	7.5	16.7	6.7	17.7	14.8	1.9	2.3	C32
Trachea/Bronchus/Lung	270	0	0	0	0	0	0.4	0	0.3	1.2	2.8	8.2	13.9	15.1	36.4	53.7	63.7	57.4	5.6	7.6	C33-C34
Other Thoracic organs	4	0	0	0	0	0	0	0.2	0.3	0	0.3	0	0.4	0	0	0	0	0	0.1	0.1	C37-C38
Bone	28	0	0	0	0.2	0.7	1.7	0	0	0	1.3	0.6	0.8	1	1.5	2.7	3.5	3.3	0.6	0.6	C40-C41
Melanoma of Skin	8	0	0	0	0	0	0	0.2	0.3	0.3	0	0	0	0.5	0.7	0	0	0	0.2	0.2	C43
Other Skin	45	0	0	0	0.2	0.4	0	0	0.3	0	0.6	0.9	1.9	3	0.7	5.4	17.7	16.4	0.9	1.3	C44
Mesothelioma	1	0	0	0	0	0	0	0	0	0	0	0	0	0	0	1.3	0	0	0	0	C45
Kaposi sarcoma	1	0	0	0	0	0	0	0	0	0	0	0	0	0	0	0	0	1.6	0	0	C46
Connective Soft tissue	14	0	0	0	0.2	0.2	0.4	0	0	0	0.3	0.9	0	1	0.7	2.7	0	1.6	0.3	0.3	C47-C49
Breast	10	0	0	0	0	0	0	0	0	0.3	0.3	0	1.1	1.5	1	1.3	0	1.6	0.2	0.2	C50
Penis	16	0	0	0	0	0	0	0	0	0.3	0	0.9	1.1	1.5	0.7	4	1.8	1.6	0.3	0.4	C60
Prostate	188	0	0	0	0	0	0	0	0.3	0	0.6	1.3	3	7	21.8	53.7	74.3	77.1	3.9	6.1	C61
Testis	43	0	0	0	0	0.7	1.9	2.3	1.9	1.2	0.9	0.6	0.4	0.5	0.7	0	1.8	1.6	0.9	0.8	C62
Other male genital	1	0	0	0	0	0	0	0	0	0	0	0	0	0	0.7	0	0	0	0	0	C63
Kidney	47	0	0.5	0	0	0	0.2	0	0	0	1.6	1.6	3	2.5	4.4	10.7	7.1	4.9	1	1.3	C64
Renal Pelvis	0	0	0	0	0	0	0	0	0	0	0	0	0	0	0	0	0	0	0	0	C65
Ureter	1	0	0	0	0	0	0	0	0	0	0	0	0.4	0	0	0	0	0	0	0	C66
Bladder	86	0	0	0	0	0	0	0.2	0	0.6	0.6	1.6	4.1	6	6.5	26.8	19.5	21.3	1.8	2.5	C67
Other Urinary organs	0	0	0	0	0	0	0	0	0	0	0	0	0	0	0	0	0	0	0	0	C68
Eye	4	0	0.5	0	0	0	0	0	0	0	0	0	0	0	0.7	0	0	1.6	0.1	0.1	C69
Brain, Nervous system	83	0	0.8	1.1	1.3	1.1	0.4	0.7	0.8	2.7	2.2	3.2	3.8	4	3.6	1.3	7.1	3.3	1.7	1.8	C70-C72
Thyroid	30	0	0	0	0.2	0	0	0.7	0.5	0	0.9	0.9	1.9	2.5	1.5	4	3.5	1.6	0.6	0.7	C73
Adrenal gland	2	0	0.3	0	0.2	0	0	0	0	0	0	0	0	0	0	0	0	0	0	0	C74
Other Endocrine	10	0	0	0	0.2	0.2	0	0.2	0	0.3	0.3	0.9	0	0	0.7	1.3	0	0	0.2	0.2	C75
Hodgkin disease	31	0	0	0	0.2	1.3	0.6	1.1	0	0.3	0.6	0	1.1	2.5	0.7	1.3	3.5	1.6	0.6	0.7	C81
Non-Hodgkin lymphoma	156	0	0	2.1	0.9	2.6	1.5	1.6	3	1.5	4.1	1.9	9.4	9.5	10.2	13.4	12.4	11.5	3.3	3.5	C82-C85/C96
Immunoproliferative dis.	0	0	0	0	0	0	0	0	0	0	0	0	0	0	0	0	0	0	0	0	C88
Multiple Myeloma	25	0	0	0	0	0	0	0	0	0	0.3	0.3	0.8	0.5	6.5	8.1	1.8	6.6	0.5	0.8	C90
Lymphoid Leukaemia	67	0	2.6	3.2	0.7	1.3	1.3	0.7	1.3	0.9	1.3	0.9	1.1	2	0	1.3	0	3.3	1.4	1.5	C91
Myeloid Leukaemia	89	0	0.3	0.2	1.6	1.1	0.6	1.8	1.9	1.2	1.3	3.5	3.8	5	5.1	5.4	7.1	4.9	1.9	2	C92-C94
Leukaemia unsp.	15	0	0.8	0	0.4	0.7	0.2	0.2	0	0	0	0.6	0.4	0	1.5	0	0	0	0.3	0.3	C95
Other & unspecified	55	0	0	0	0	0	0	0	0.3	0	1.3	0.6	3.4	6.5	5.1	8.1	7.1	14.8	1.2	1.4	Other
All sites Total	2679	0	6	7	7	11	11	14	18	19	38	71	127	176	288	413	503	502	56	70.4	All



APPENDIX 34: CANCER INCIDENCE BY SITES AND AGE GROUP, INDIAN FEMALES, MALAYSIA, 2007-2011

Site	All Ages	Age Unk.	0-4	5-9	10-14	15-19	20-24	25-29	30-34	35-39	40-44	45-49	50-54	55-59	60-64	65-69	70-74	75+	Crude Rate	ASR World	ICD (10th)
Lip	15	0	0	0	0	0	0	0	0	0.3	0	0.3	0.7	0.5	0	0	2.9	10.3	0.3	0.4	C00
Tongue	100	0	0	0	0	0	0	0.2	0.3	0.3	2.1	1.9	5.9	4.4	14.9	7.2	32.1	11.6	2.1	2.5	C01-C02
Mouth	287	0	0	0	0	0	0	0	0.9	2.1	2.1	3.2	11.4	18.1	31.1	49.4	80.3	73.6	6.1	7.5	C03-C06
Salivary glands	18	0	0	0.2	0	0	0	0.5	0	0.3	0.9	1	1.5	0.5	2	0	0	0	0.4	0.4	C07-C08
Tonsil	10	0	0	0	0	0	0	0	0	0	0.3	0.3	0.7	1	1.4	2.4	0	0	0.2	0.2	C09
Other Oropharynx	11	0	0	0	0	0	0	0	0	0	0	0	0	1	0.7	4.8	2.9	2.6	0.2	0.3	C10
Nasopharynx	25	0	0	0.2	0	0.2	0.2	0	0	0	0.6	0.3	1.8	2.9	1.4	2.4	4.4	1.3	0.5	0.6	C11
Hypopharynx	35	0	0	0	0	0	0	0.5	0	0	0.3	1.9	1.1	3.4	3.4	6	7.3	1.3	0.7	0.9	C12-C13
Pharynx unspec.	5	0	0	0	0	0	0	0	0	0	0	0.3	0	1	0.7	1.2	0	0	0.1	0.1	C14
Oesophagus	145	0	0	0	0	0	0	0	0	0.9	2.7	2.6	7.8	10.3	17.6	20.5	29.2	25.8	3.1	3.6	C15
Stomach	137	0	0	0	0	0.5	0.4	0.9	0.8	1.8	2.4	4.2	7	9.3	10.1	16.9	20.4	23.2	2.9	3.2	C16
Small intestine	6	0	0	0	0	0	0	0	0.3	0	0	0.6	0.7	0	0	1.2	0	0	0.1	0.1	C17
Colon	182	0	0	0	0.2	0.2	0.4	0.7	1.4	0.9	3.6	3.9	6.6	12.2	20.9	19.3	43.8	29.7	3.8	4.4	C18
Rectum	170	0	0	0	0	0.4	0.4	0.7	1.4	2.4	3.3	2.9	9.6	12.2	16.2	15.7	36.5	28.4	3.6	4	C19-C20
Anus	12	0	0	0	0	0	0	0.2	0	0	0	0.3	0	2	1.4	1.2	1.5	2.6	0.3	0.3	C21
Liver	58	0	0	0	0	0	0	0	0.6	0.3	1.2	1	1.5	3.4	5.4	10.8	11.7	15.5	1.2	1.5	C22
Gallbladder etc.	37	0	0	0	0	0	0	0	0	0.3	0.6	0.3	0.7	4.4	3.4	7.2	7.3	7.7	0.8	0.9	C23-C24
Pancreas	57	0	0	0	0	0	0	0.2	0.3	0.6	0.3	1.3	4.8	4.9	5.4	4.8	8.8	9	1.2	1.3	C25
Nose, sinuses etc.	10	0	0	0	0.2	0	0.2	0	0	0.6	0	0	0	1	0	1.2	4.4	0	0.2	0.2	C30-C31
Larynx	20	0	0	0	0	0	0	0	0.3	0	0.3	0.3	1.1	2.4	1.4	0	7.3	2.6	0.4	0.5	C32
Trachea, Bronchus, Lung	127	0	0	0	0	0	0	0	0.6	0.6	2.4	3.5	6.6	10.3	10.8	20.5	23.4	20.6	2.7	3.1	C33-C34
Other Thoracic organs	10	0	0	0	0	0	0	0	0.3	0.3	0.6	0	0	2	0	0	1.5	1.3	0.2	0.2	C37-C38
Bone	26	0	0	0.2	0.9	0.7	0	0.2	0.3	0	0.6	0.3	0.7	0.5	0.7	1.2	4.4	2.6	0.5	0.6	C40-C41
Melanoma of Skin	5	0	0	0	0	0.2	0	0	0	0.3	0.6	1.2	1.8	4.4	4.1	8.4	10.2	19.4	1.2	1.5	C44
Other Skin	59	0	0	0	0	0	0	0	0	0	0	0	0	0.5	0	0	1.5	0	0	0	C45
Mesothelioma	2	0	0	0	0	0	0	0	0	0	0	0	0	0	0	0	0	0	0	0	C46
Kaposi sarcoma	0	0	0	0	0	0	0	0	0	0	0	0	0	0	0	0	0	0	0	0	C47
Connective, Soft tissue	16	0	0	0.2	0	0	0	0.2	0.3	0.3	0.3	0.6	0	0	1.4	3.6	2.9	2.6	0.3	0.4	C47-C49
Breast	1705	0	0	0	0.2	0	0.7	4.7	16	25.9	57.7	85	115.9	137.4	118.9	138.6	148.9	120	36	37.1	C50
Vagina	10	0	0	0	0	0	0	0	0	0.3	0	0.6	0.7	2	0.7	1.2	1.5	1.3	0.2	0.2	C51
Cervix Uteri	14	0	0	0	0	0	0	0	0	0.6	0	0.6	0.7	22	0	2.4	0	2.6	0.3	0.3	C52
Corpus Uteri	327	0	0	0	0	0	0.7	0.9	1.7	4.5	6.3	12.9	21.4	22	29.7	36.1	45.3	38.7	6.9	7.6	C53
Uterus unspec.	204	0	0	0	0	0	0	0.2	0.8	3.6	4.2	7.1	11.8	16.1	25.7	25.3	23.4	15.5	4.3	4.8	C54
Ovary	60	0	0	0	0	0	0	0	0.3	0	2.1	1.6	1.5	5.4	9.5	4.8	10.2	9	1.3	1.4	C55
Other Female Genital	277	0	0	0	0.5	1.1	2	0.9	1.1	3.3	8.7	15.8	19.2	16.1	22.3	30.1	10.2	18.1	5.8	6.1	C56
Placenta	4	0	0	0	0	0	0	0	0	0.3	0	0.3	0.4	0	0.7	0	0	0	0.1	0.1	C57
Kidney	1	0	0	0	0	0	0	0	0	0	0	0	0	0.5	0	0	0	0	0	0	C58
Renal Pelvis	27	0	0	0.5	0	0	0	0.2	0.6	0	0.3	1.6	2.2	1.5	2	2.4	0	2.6	0.6	0.6	C64
Ureter	1	0	0	0	0	0	0	0	0	0	0.3	0	0	0	0	0	0	0	0	0	C65
Bladder	24	0	0	0	0	0	0	0	0	0	0.3	0.3	1.1	1	2	1.2	8.8	9	0.5	0.6	C67
Other Urinary organs	0	0	0	0	0	0	0	0	0	0	0	0	0	0	0	0	0	0	0	0	C68
Eye	3	0	0	0	0	0	0	0	0	0	0	0	0	1	0	0	0	1.3	0.1	0.1	C69
Brain, Nervous system	78	0	1.1	1.2	0.9	0.5	0.4	1.6	1.1	0.9	2.1	1.9	4.8	3.9	4.7	4.8	1.5	1.3	1.6	1.7	C70-C72
Thyroid	119	0	0	0	0.2	0.5	2	2.1	2.3	4.5	2.7	4.5	6.3	4.9	6.8	9.6	8.8	1.3	2.5	2.5	C73
Adrenal gland	1	0	0	0	0	0	0	0	0	0	0	0.3	0	0	0	0	0	0	0	0	C74
Other Endocrine	8	0	0	0	0	0	0	0	0	0	0.3	0.3	1.5	0.5	0.7	0	0	0	0.2	0.2	C75
Hodgkin disease	25	0	0	0	0	0.5	0.9	1.9	0.3	0.6	0.6	0	0.7	0.5	2	0	0	0	0.5	0.5	C81
Non-Hodgkin Lymphoma	105	0	0.3	0	1.1	0.7	0.7	0.5	0.8	1.5	1.2	2.3	4.4	6.8	10.8	18.1	13.1	7.7	2.2	2.5	C82-C85,C96
Immunoproliferative dis.	1	0	0	0	0	0	0	0	0	0	0	0	0	0	0	0	0	1.3	0	0	C88
Multiple Myeloma	24	0	0	0	0	0	0	0	0	0	0	1	0.7	2.4	4.1	6	0	3.9	0.5	0.6	C90
Lymphoid Leukaemia	45	0	1.9	2.1	0.9	0.2	1.4	0.8	1.2	0	0	0.3	1.5	2	0.7	1.2	0	0	0.9	1	C91
Myeloid Leukaemia	72	0	0.3	0.5	0.2	0.5	0.9	1.7	1.8	1.2	2.3	4.8	4.9	4.9	5.4	1.2	7.3	2.6	1.5	1.5	C92-C94
Leukaemia unspec.	20	0	1.6	0.7	0	0.5	0	0	0.3	0.6	0.6	0.3	0.7	0	0	0	0	1.3	0.4	0.5	C95
Other & unspecified	58	0	0.3	0	0	0.2	0.2	0.2	0.8	0.6	1.8	0.3	1.8	3.9	4.1	12	13.1	5.2	1.2	1.4	Other
All sites Total	4798	0	5	6	5	6	9	20	36	61	116	171	274	348	405	506	637	536	101.2	110.1	All



APPENDIX 35: NUMBER OF NEW CANCER CASES BY SITES AND AGE GROUP, OTHERS MALES, MALAYSIA, 2007-2011

All Ages	Site	Age Unk.	0- 4	5- 9	10- 14	15- 19	20- 24	25- 29	30- 34	35- 39	40- 44	45- 49	50- 54	55- 59	60- 64	65- 69	70- 74	75+ 75+	% of Total	ICD (10th)	
3	Lip	0	0	0	0	0	0	0	0	0	2	0	0	0	0	0	0	1	0.10%	C00	
51	Tongue	0	0	0	0	1	1	2	1	3	4	4	4	4	4	2	12	7	6	1.00%	C01-C02
44	Mouth	0	0	0	0	0	0	3	1	3	1	2	3	5	7	5	6	8	0.90%	C03-C06	
29	Salivary glands	0	0	0	0	2	0	3	3	2	3	4	4	3	2	1	1	1	0.60%	C07-C08	
10	Tonsil	0	0	0	0	0	0	0	0	0	0	2	2	1	2	3	0	0	0.20%	C09	
3	Other Oropharynx	0	0	0	0	0	0	0	0	0	0	0	0	0	1	0	1	0	0.10%	C10	
678	Nasopharynx	0	0	2	8	19	20	22	30	59	82	111	92	82	57	46	26	22	13.70%	C11	
25	Hypopharynx	0	1	0	0	0	0	0	0	0	1	1	0	1	3	7	6	5	0.50%	C12-C13	
4	Pharynx unspec.	0	0	0	0	0	0	0	0	0	0	1	0	1	1	0	0	1	0.10%	C14	
76	Oesophagus	0	0	0	0	0	0	0	2	0	3	6	6	12	11	10	12	14	1.50%	C15	
397	Stomach	0	0	0	0	0	1	3	3	16	21	30	39	45	58	62	53	66	8.00%	C16	
13	Small intestine	0	0	0	0	0	0	0	1	0	3	1	3	1	2	2	0	0	0.30%	C17	
305	Colon	0	0	0	1	0	3	15	13	10	27	28	34	33	33	38	28	42	6.20%	C18	
248	Rectum	0	0	0	0	1	4	3	5	13	19	22	21	26	29	36	26	43	5.00%	C19-C20	
7	Anus	0	0	0	0	0	0	0	1	0	0	1	1	0	0	1	2	1	0.10%	C21	
329	Liver	0	2	0	1	0	0	4	8	14	19	19	41	56	62	44	33	26	6.70%	C22	
44	Gallbladder etc.	0	0	0	0	0	1	1	0	2	1	4	3	8	5	8	8	3	0.90%	C23-C24	
76	Pancreas	0	0	0	0	0	1	0	2	1	0	9	6	12	7	13	10	15	1.50%	C25	
20	Nose, sinuses etc.	0	0	0	1	1	0	1	1	2	2	3	2	0	2	5	0	0	0.40%	C30-C31	
52	Larynx	0	0	0	0	0	0	0	0	1	1	1	5	7	12	11	9	5	1.10%	C32	
661	Trachea,Bronchus,Lung	0	0	0	0	1	2	6	7	22	26	57	76	81	115	122	66	80	13.40%	C33-C34	
29	Other Thoracic organs	0	0	0	0	0	1	0	6	2	4	2	4	1	3	6	2	2	0.60%	C37-C38	
55	Bone	0	0	2	12	10	10	2	3	0	4	3	1	2	2	3	1	0	1.10%	C40-C41	
44	Melanoma of Skin	0	0	0	0	1	0	1	1	2	2	2	7	5	7	6	4	6	0.90%	C43	
148	Other Skin	0	0	0	0	0	1	0	5	7	4	10	13	16	15	22	24	31	3.00%	C44	
3	Mesothelioma	0	0	0	0	0	0	0	0	0	0	1	1	0	0	1	0	0	0.10%	C45	
6	Kaposi sarcoma	0	0	0	0	0	1	0	0	0	0	1	1	1	0	1	0	1	0.10%	C46	
54	Connective,Soft tissue	0	3	1	3	4	3	2	3	6	4	1	7	4	4	7	0	2	1.10%	C47,C49	
13	Breast	0	0	0	0	0	0	0	0	1	1	3	1	3	1	2	1	0	0.30%	C50	
34	Penis	0	1	0	0	0	0	0	3	2	8	6	3	3	3	3	2	0	0.70%	C60	
192	Prostate	0	0	0	0	1	0	0	0	0	0	1	10	19	33	34	40	54	3.90%	C61	
54	Testis	0	13	0	1	4	8	7	7	5	2	1	2	1	0	0	3	0	1.10%	C62	
1	Other male genital	0	0	0	0	0	0	0	0	0	0	1	0	0	0	0	0	0	0.00%	C63	
40	Kidney	0	4	0	0	0	0	0	0	1	2	5	9	5	6	1	4	3	0.80%	C64	
0	Renal Pelvis	0	0	0	0	0	0	0	0	0	0	0	0	0	0	0	0	0	0.00%	C65	
0	Ureter	0	0	0	0	0	0	0	0	0	0	0	0	0	0	0	0	0	0.00%	C66	
100	Bladder	0	0	1	0	0	0	0	0	3	4	8	12	14	9	16	20	13	2.00%	C67	
0	Other Urinary organs	0	0	0	0	0	0	0	0	0	0	0	0	0	0	0	0	0	0.00%	C68	
16	Eye	0	9	0	1	0	0	0	1	0	0	3	2	0	0	0	0	0	0.30%	C69	
113	Brain, Nervous system	0	10	11	8	8	4	7	4	5	14	9	9	7	4	7	5	1	2.30%	C70-C72	
65	Thyroid	0	0	0	3	1	0	1	0	4	7	4	9	8	9	10	5	4	1.30%	C73	
11	Adrenal gland	0	4	1	0	0	0	1	0	1	1	0	0	0	2	0	1	0	0.20%	C74	
7	Other Endocrine	0	3	0	3	1	0	0	0	0	0	0	0	0	0	0	0	0	0.10%	C75	
44	Hodgkin disease	0	1	4	1	3	4	3	4	1	3	3	2	4	4	4	2	1	4	0.90%	C81
393	Non-Hodgkin lymphoma	0	10	18	8	21	9	16	19	16	23	29	45	35	49	35	33	27	8.00%	C82-C85,C96	
0	Immunoproliferative dis.	0	0	0	0	0	0	0	0	0	0	0	0	0	0	0	0	0	0.00%	C88	
49	Multiple Myeloma	0	0	0	0	0	0	0	2	0	2	5	9	10	5	8	3	5	1.00%	C90	
127	Lymphoid Leukaemia	0	40	28	11	9	3	5	2	5	1	1	6	5	2	2	4	3	2.60%	C91	
152	Myeloid Leukaemia	0	10	8	8	10	18	7	8	14	8	9	9	13	10	7	8	5	3.10%	C92-C94	
23	Leukaemia unspec.	0	3	1	1	2	2	2	0	4	0	0	3	3	0	0	1	1	0.50%	C95	
86	Other & unspecified	0	3	2	1	0	2	1	1	2	5	5	9	14	11	10	10	10	1.70%	Other	
4934	All sites Total	0	117	79	72	100	99	118	141	233	313	418	516	551	590	609	466	512	100.00%	All	



APPENDIX 36: NUMBER OF NEW CANCER CASES BY SITES AND AGE GROUP, OTHERS FEMALES, MALAYSIA, 2007-2011

Site	All Ages	Age Unk.	0-4	5-9	10-14	15-19	20-24	25-29	30-34	35-39	40-44	45-49	50-54	55-59	60-64	65-69	70-74	75+	% of Total	IOD (10th)
Lip	16	0	0	0	0	0	0	0	0	0	1	0	2	2	3	3	3	2	0.30%	C00
Tongue	39	0	0	0	1	1	0	3	1	1	5	2	7	3	2	3	7	3	0.70%	C01-C02
Mouth	60	0	0	0	0	0	1	2	1	3	4	1	3	7	4	14	11	9	1.10%	C03-C06
Salivary glands	36	0	0	1	2	0	4	2	3	3	3	3	3	3	4	4	2	0	0.60%	C07-C08
Tonsil	10	0	0	0	0	0	0	0	0	0	0	1	1	3	1	1	1	2	0.20%	C09
Other Oropharynx	3	0	0	0	0	0	0	0	0	0	0	0	1	0	2	0	0	0	0.10%	C10
Nasopharynx	268	0	0	1	2	6	14	11	18	29	31	41	41	16	20	19	13	6	4.80%	C11
Hypopharynx	13	0	0	0	0	0	1	0	0	0	0	1	1	2	2	1	5	0	0.20%	C12-C13
Pharynx unsp.	2	0	0	0	0	0	0	0	0	0	1	0	0	1	0	0	0	0	0.00%	C14
Oesophagus	53	0	0	0	0	0	0	0	0	0	1	3	4	11	9	6	8	8	0.90%	C15
Stomach	273	0	0	0	0	2	3	4	6	9	11	20	33	37	31	41	36	40	4.90%	C16
Small intestine	14	0	0	0	0	0	0	0	0	2	0	0	1	2	2	2	2	1	0.20%	C17
Colon	230	0	0	0	0	1	5	8	9	9	12	29	33	30	24	25	21	24	4.10%	C18
Rectum	186	0	0	0	0	0	2	8	3	8	11	20	21	32	19	23	15	24	3.30%	C19-C20
Anus	13	0	0	0	0	0	1	0	0	0	0	1	4	3	0	1	1	1	0.20%	C21
Liver	128	0	3	0	0	0	1	1	6	7	5	11	10	18	20	13	19	14	2.30%	C22
Gallbladder etc.	46	0	0	0	0	0	0	0	2	0	1	2	3	3	6	14	5	10	0.80%	C23-C24
Pancreas	58	0	0	0	0	0	1	1	1	0	7	7	6	10	7	5	7	6	1.00%	C25
Nose, sinuses etc.	12	0	0	0	0	0	0	0	0	0	3	0	2	2	0	0	3	2	0.20%	C30-C31
Larynx	14	0	0	0	0	0	0	0	0	0	0	2	1	1	3	3	0	4	0.20%	C32
Trachea, Bronchus, Lung	393	0	0	0	0	1	2	7	5	10	15	32	37	52	65	76	56	35	7.00%	C33-C34
Other Thoracic organs	24	0	0	0	0	0	1	0	1	1	2	1	4	4	1	2	4	3	0.40%	C37-C38
Bone	44	0	0	1	8	10	5	2	2	2	3	3	1	1	3	1	0	2	0.80%	C40-C41
Melanoma of Skin	26	0	1	0	0	0	0	1	0	1	3	0	3	3	3	4	3	4	0.50%	C43
Other Skin	177	0	0	0	0	1	2	3	2	3	5	14	15	16	12	29	29	46	3.20%	C44
Mesothelioma	3	0	0	0	0	0	0	0	0	0	0	0	0	1	1	0	1	0	0.10%	C45
Kaposi sarcoma	0	0	0	0	0	0	0	0	0	0	0	0	0	0	0	0	0	0	0.00%	C46
Connective Soft tissue	51	0	6	2	3	4	0	3	3	4	2	7	2	4	2	3	3	3	0.90%	C47-C49
Breast	943	0	0	0	0	0	9	24	42	94	169	202	148	105	64	40	28	18	16.80%	C50
Vulva	15	0	0	0	0	0	0	0	0	1	1	0	3	2	2	2	1	3	0.30%	C51
Vagina	20	0	0	0	0	0	0	0	1	2	3	2	0	6	1	1	2	2	0.40%	C52
Cervix Uteri	791	0	0	0	0	0	3	19	40	103	134	142	124	76	53	44	29	24	14.10%	C53
Corpus Uteri	160	0	0	0	0	0	0	4	9	14	20	26	30	25	15	5	5	7	2.90%	C54
Uterus unsp.	57	0	0	0	0	0	2	2	1	3	14	13	6	7	3	1	4	1	1.00%	C55
Ovary	334	0	4	2	8	11	22	15	18	22	39	52	48	28	23	19	9	14	6.00%	C56
Other Female Genital	5	0	0	0	0	0	0	0	1	1	1	0	2	0	0	0	0	0	0.10%	C57
Placenta	17	0	0	0	0	0	1	4	2	5	1	1	0	0	0	0	0	0	0.30%	C58
Kidney	26	0	2	0	1	2	2	2	2	2	0	4	1	3	2	2	1	0	0.50%	C64
Renal Pelvis	0	0	0	0	0	0	0	0	0	0	0	0	0	0	0	0	0	0	0.00%	C65
Ureter	0	0	0	0	0	0	0	0	0	0	0	0	0	0	0	0	0	0	0.00%	C66
Bladder	40	0	0	0	0	0	1	0	3	0	1	4	6	4	5	9	3	4	0.70%	C67
Other Urinary organs	4	0	0	0	0	0	0	0	0	0	0	0	1	0	1	0	0	2	0.10%	C68
Eye	17	0	13	0	0	2	0	0	0	0	0	0	0	0	0	0	0	0	0.30%	C69
Brain, Nervous system	111	0	5	9	10	6	6	5	6	4	9	11	13	8	5	5	6	3	2.00%	C70-C72
Thyroid	210	0	0	1	2	7	9	12	18	17	22	26	24	23	11	21	9	8	3.70%	C73
Adrenal gland	9	0	3	0	0	0	0	0	1	2	0	1	0	0	1	0	1	0	0.20%	C74
Other Endocrine	1	0	0	0	0	0	0	0	0	0	0	0	0	1	0	0	0	0	0.00%	C75
Hodgkin disease	20	0	0	0	0	0	0	0	1	1	0	1	0	0	1	1	1	1	0.40%	C81
Non-Hodgkin lymphoma	272	0	2	6	10	12	10	9	12	12	18	26	37	31	32	22	14	19	4.80%	C82-C85;C96
Immunoproliferative dis.	0	0	0	0	0	0	0	0	0	0	0	0	0	0	0	0	0	0	0.00%	C88
Multiple Myeloma	48	0	0	0	0	0	0	0	0	0	3	4	8	5	13	6	3	2	0.90%	C90
Lymphoid Leukaemia	87	0	33	18	11	5	0	2	0	4	2	2	3	0	0	4	1	4	1.50%	C91
Myeloid Leukaemia	137	0	11	8	3	7	13	4	7	9	16	7	13	17	9	5	3	5	2.40%	C92-C94
Leukaemia unsp.	17	0	1	1	1	2	1	0	1	0	1	1	2	2	0	2	1	1	0.30%	C95
Other & unspecified	80	0	3	1	1	3	4	2	1	6	5	11	9	10	8	6	5	5	1.40%	Other
All sites Total	5613	0	87	51	63	87	136	166	229	397	587	742	713	620	495	487	381	372	100.00%	All



APPENDIX 37: CANCER INCIDENCE BY SITES AND AGE GROUP, OTHERS MALES, MALAYSIA, 2007-2011

	All Ages	Age Unk.	0- 4	5- 9	10- 14	15- 19	20- 24	25- 29	30- 34	35- 39	40- 44	45- 49	50- 54	55- 59	60- 64	65- 69	70- 74	75+ 79	Crude Rate	ASR World	ICD (10th)
Lip	3	0	0	0	0	0	0	0	0	0	0	0	0	0	0	0	0	0.9	0	0	C00
Tongue	51	0	0	0	0	0.1	0.1	0.3	0.2	0.5	0.8	0.9	1.1	1.6	1.1	1.1	8.8	7.7	5.2	0.9	C01-C02
Mouth	44	0	0	0	0	0	0	0.4	0.2	0.5	0.2	0.4	0.8	2	3.9	3.7	6.6	6.9	0.5	0.8	C03-C06
Salivary glands	29	0	0	0	0	0.2	0	0.4	0.5	0.4	0.6	0.9	1.1	1.2	1.1	0.7	1.1	0.9	0.3	0.4	C07-C08
Tonsil	10	0	0	0	0	0	0	0	0	0	0	0.4	0.5	0.4	1.1	2.2	0	0	0.1	0.2	C09
Other Oropharynx	3	0	0	0	0	0	0	0	0	0	0	0	0	0	0.6	0	1.1	0.9	0	0.1	C10
Nasopharynx	678	0	0	0.2	0.8	1.9	2.3	2.9	5.2	10.8	16.1	24.4	25.2	32.4	31.9	33.7	28.7	19	7.6	9.9	C11
Hypopharynx	25	0	0.1	0	0	0	0	0	0	0	0	0.2	0	0.4	1.7	5.1	6.6	4.3	0.3	0.5	C12-C13
Pharynx unspec.	4	0	0	0	0	0	0	0	0	0	0	0.2	0	0.4	0.6	0	0	0.9	0	0.1	C14
Oesophagus	76	0	0	0	0	0	0	0	0	0	0	0.6	1.3	1.6	4.7	6.2	7.3	13.3	12.1	0.8	C15
Stomach	397	0	0	0	0	0	0.1	0.4	0.5	2.9	4.1	6.6	10.7	17.8	32.5	45.4	58.6	56.9	4.4	7.1	C16
Small intestine	13	0	0	0	0	0	0	0	0	0	0	0.6	0.2	0.8	0.4	1.1	1.5	0	0	0.1	C17
Colon	305	0	0	0	0.1	0	0.3	2	2.2	1.8	5.3	6.2	9.3	13	18.5	27.8	30.9	36.2	3.4	5	C18
Rectum	248	0	0	0	0	0.1	0.5	0.4	0.9	2.4	3.7	4.8	5.8	10.3	16.2	26.4	28.7	37.1	2.8	4.2	C19-C20
Anus	7	0	0	0	0	0	0	0	0	0	0	0.2	0.3	0	0	0.7	2.2	0.9	0.1	0.1	C21
Liver	329	0	0.2	0	0.1	0	0	0.5	1.4	2.6	3.7	4.2	11.2	22.1	34.7	32.2	36.5	22.4	3.7	5.8	C22
Gallbladder etc.	44	0	0	0	0	0	0.1	0.1	0	0.4	0.2	0.9	0.8	3.2	2.8	5.9	8.8	2.6	0.5	0.8	C23-C24
Pancreas	76	0	0	0	0	0	0.1	0	0.3	0.2	0	2	1.6	4.7	3.9	9.5	11.1	12.9	0.8	1.4	C25
Nose, sinuses etc.	20	0	0	0	0	0.1	0	0.1	0.2	0.4	0.4	0.7	0.5	0	1.1	3.7	0	0	0.2	0.3	C30-C31
Larynx	52	0	0	0	0	0	0	0	0	0	0	0.2	0.2	0.4	2.8	6.7	8.1	9.9	4.3	0.6	C32
Trachea,Bronchus,Lung	661	0	0	0	0	0.1	0.2	0.8	1.2	4	5.1	12.5	20.8	32	64.4	89.4	72.9	69	7.4	11.9	C33-C34
Other Thoracic organs	29	0	0	0	0	0	0.1	0	0	0	0	0.4	1.1	0.4	1.7	4.4	2.2	1.7	0.3	0.5	C37-C38
Bone	55	0	0	0.2	1.2	1	1.2	0.3	0.5	0	0.8	0.7	0.3	0.8	1.1	2.2	1.1	0	0.6	0.6	C40-C41
Melanoma of Skin	44	0	0	0	0.1	0	0.1	0	0.2	0.4	0.4	0.4	1.9	2	3.9	4.4	4.4	5.2	0.5	0.8	C43
Other Skin	148	0	0	0	0	0	0.1	0	0.9	1.3	0.8	2.2	3.6	6.3	8.4	16.1	26.5	26.7	1.6	2.6	C44
Mesothelioma	3	0	0	0	0	0	0	0	0	0	0	0	0	0	0	0	0	0	0	0	C45
Kaposi sarcoma	6	0	0	0	0	0	0.1	0	0	0	0	0	0	0	0	0	0	0	0	0	C46
Connective,Soft tissue	54	0	0.3	0.1	0.3	0.4	0.3	0.3	0.5	1.1	0.8	0.2	1.9	1.6	2.2	5.1	0	0	0.1	0.1	C47,C49
Breast	13	0	0	0	0	0	0	0	0	0	0	0.2	0.3	1.2	0.6	1.5	1.1	0	0.1	0.2	C50
Penis	34	0	0.1	0	0	0	0	0	0	0	0	1.3	0.8	1.2	1.7	2.2	2.2	0	0.4	0.5	C60
Prostate	192	0	0	0	0	0	0	0	0	0	0	0	2.7	7.5	18.5	24.9	44.2	46.6	2.1	3.8	C61
Testis	54	0	1.2	0	0.1	0.4	0.9	0.9	1.2	0.9	0.4	0.2	0.5	0.4	0	0	3.3	0	0.6	0.6	C62
Other male genital	1	0	0	0	0	0	0	0	0	0	0	0	0	0	0	0	0	0	0	0	C63
Kidney	40	0	0.4	0	0	0	0	0	0	0	0	1.1	2.5	2	3.4	0.7	4.4	2.6	0.4	0.6	C64
Renal Pelvis	0	0	0	0	0	0	0	0	0	0	0	0	0	0	0	0	0	0	0	0	C65
Ureter	0	0	0	0	0	0	0	0	0	0	0	0	0	0	0	0	0	0	0	0	C66
Bladder	100	0	0	0.1	0	0	0	0	0	0	0	0	0	5.5	5	11.7	22.1	11.2	1.1	1.8	C67
Other Urinary organs	0	0	0	0	0	0	0	0	0	0	0	0	0	0	0	0	0	0	0	0	C68
Eye	16	0	0.8	0	0.1	0	0	0	0	0	0	0	0	0	0	0	0	0	0	0	C69
Brain, Nervous system	113	0	0.9	1	0.8	0.8	0.5	0.9	0.7	0.9	2.8	2	2.5	2.8	2.2	5.1	5.5	0.9	1.3	1.5	C70-C72
Thyroid	65	0	0	0	0.3	0.1	0	0.1	0	0.7	1.4	0.9	2.5	3.2	5	7.3	5.5	3.4	0.7	1.1	C73
Adrenal gland	11	0	0.4	0.1	0	0	0	0	0	0	0	0	0	0	1.1	0	1.1	0	0	0.2	C74
Other Endocrine	7	0	0.3	0	0	0	0	0	0	0	0	0	0	0	0	0	0	0	0	0	C75
Hodgkin disease	44	0	0.1	0.4	0.1	0.3	0.5	0.4	0.7	0.2	0.6	0.7	0.5	1.6	2.2	1.5	1.1	3.4	0.5	0.6	C81
Non-Hodgkin lymphoma	393	0	0.9	1.7	0.8	2.1	1	2.1	3.3	2.9	4.5	6.4	12.3	13.8	27.5	25.6	36.5	23.3	4.4	6.1	C82-C85,C96
Immunoproliferative dis.	0	0	0	0	0	0	0	0	0	0	0	0	0	0	0	0	0	0	0	0	C88
Multiple Myeloma	49	0	0	0	0	0	0	0	0	0	0	1.1	2.5	3.9	2.8	5.9	3.3	4.3	0.5	0.8	C90
Lymphoid Leukaemia	127	0	3.8	2.7	1.1	0.9	0.3	0.7	0.3	0.9	0.2	0.2	1.6	2	1.1	1.5	4.4	2.6	1.4	1.5	C91
Myeloid Leukaemia	152	0	0.9	0.8	0.8	1	2.1	0.9	1.4	2.6	1.6	2	2.5	5.1	5.6	5.1	8.8	4.3	1.7	2	C92-C94
Leukaemia unspec.	23	0	0.3	0.1	0.1	0.2	0.2	0.3	0	0.7	0	0	0.8	1.2	0	0	1.1	0.9	0.3	0.3	C95
Other & unspecified	86	0	0.3	0.2	0.1	0	0.2	0.1	0.2	0.4	1	1.1	2.5	5.5	6.2	7.3	11.1	8.6	1	1.5	Other
All sites Total	4934	0	11	8	7	10	12	15	24	43	62	92	141	217	331	446	515	441	55	80.5	All



APPENDIX 38: CANCER INCIDENCE BY SITES AND AGE GROUP, OTHERS FEMALES, MALAYSIA, 2007-2011

Site	All Ages	Age Unk.	0-4	5-9	10-14	15-19	20-24	25-29	30-34	35-39	40-44	45-49	50-54	55-59	60-64	65-69	70-74	75+	Crude Rate	ASR World	ICD (10th)
Lip	16	0	0	0	0	0	0	0	0	0	0.2	0	0.6	0.9	1.7	2.2	3.2	1.6	0.2	0.3	C00
Tongue	39	0	0	0	0.1	0.1	0	0.4	0.2	0.2	1	0.5	2.2	1.4	1.1	2.2	7.6	2.4	0.4	0.6	C01-C02
Mouth	60	0	0	0	0	0.1	0.3	0.2	0.6	0.8	0.8	0.2	0.9	3.2	2.3	10.5	11.9	7.3	0.7	1.1	C03-C06
Salivary glands	36	0	0	0.1	0.2	0	0.5	0.3	0.5	0.6	0.6	0.7	0.9	1.4	2.3	2.2	2.2	0	0.4	0.5	C07-C08
Tonsil	10	0	0	0	0	0	0	0	0	0	0	0.2	0.3	1.4	0.6	0.7	1.1	1.6	0.1	0.2	C09
Other Oropharynx	3	0	0	0	0	0	0	0	0	0	0	0.2	0	0	1.1	0	0	0	0	0.1	C10
Nasopharynx	268	0	0	0.1	0.2	0.6	1.6	1.5	3.1	5.3	6.3	9.8	13	7.2	11.5	14.2	14.1	4.9	3.1	0.3	C11-C13
Hypopharynx	13	0	0	0	0	0	0.1	0	0	0	0	0.2	0.3	0.9	1.1	0.7	5.4	0	0.1	0.3	C14
Pharynx unspec.	2	0	0	0	0	0	0	0	0	0	0	0	0	0.5	0	0	0	0	0	0	C15
Oesophagus	53	0	0	0	0	0	0	0	0	0.2	0.6	0.7	1.3	5	5.2	4.5	8.6	6.5	0.6	1	C16
Stomach	273	0	0	0	0	0.2	0.3	0.5	1	1.7	2.2	4.8	10.4	16.7	17.8	30.7	38.9	32.7	3.1	4.9	C17
Small intestine	14	0	0	0	0	0	0.2	0	0	0.4	0	0	0.3	0.9	1.1	1.5	2.2	0.8	0.2	0.2	C18
Colon	230	0	0	0	0	0.1	0.6	1.1	1.6	1.7	2.4	7	10.4	13.5	13.8	18.7	22.7	19.6	2.6	3.9	C19-C20
Rectum	186	0	0	0	0	0	0.2	1.1	0.5	1.5	2.2	4.8	6.6	14.4	10.9	17.2	16.2	19.6	2.1	3.2	C21
Anus	13	0	0	0	0	0	0.1	0	0	0	0.2	0.2	1.3	1.4	0	0.7	1.1	0.8	0.1	0.2	C22
Liver	128	0	0.3	0	0	0	0.1	0.1	1	1.3	1	2.6	3.2	8.1	11.5	9.7	20.5	11.4	1.5	2.3	C23-C24
Gallbladder etc.	46	0	0	0	0	0	0	0	0.3	0	0.2	0.5	0.9	1.4	3.4	10.5	5.4	8.2	0.5	0.9	C25
Pancreas	58	0	0	0	0	0	0.1	0.1	0.2	0	1.4	1.7	1.9	4.5	4	3.7	7.6	4.9	0.7	1	C26
Nose, sinuses etc.	12	0	0	0	0	0	0	0	0	0	0.6	0	0.6	0.9	0	0	3.2	1.6	0.1	0.2	C30-C31
Larynx	14	0	0	0	0	0	0	0	0	0	0	0.5	0.3	0.5	1.7	2.2	0	3.3	0.2	0.3	C32
Trachea, Bronchus, Lung	393	0	0	0	0	0.1	0.2	0.9	0.9	1.8	3.1	7.7	11.7	23.5	37.3	56.9	60.5	28.6	4.5	7.4	C33-C34
Other Thoracic organs	24	0	0	0	0	0	0.1	0	0.2	0.2	0.4	0.2	1.3	1.8	0.6	1.5	4.3	2.4	0.3	0.4	C37-C38
Bone	44	0	0	0.1	0.8	1	0.6	0.3	0.3	0.4	0.6	0.7	0.3	0.5	1.7	0.7	0	1.6	0.5	0.5	C40-C41
Melanoma of Skin	26	0	0.1	0	0	0	0.1	0.1	0	0.2	0.6	0	0.9	1.4	1.7	3	3.2	3.3	0.3	0.5	C43
Other Skin	177	0	0	0	0	0.1	0.2	0.4	0.3	0.6	1	3.4	4.7	7.2	6.9	21.7	31.4	37.6	2	3.2	C44
Mesothelioma	3	0	0	0	0	0	0	0	0	0	0	0	0	0.5	0.6	0	1.1	0	0	0.1	C45
Kaposi sarcoma	0	0	0	0	0	0	0	0	0	0	0	0	0	0	0	0	0	0	0	0	C46
Connective, Soft tissue	51	0	0.6	0.2	0.3	0.4	0	0.4	0.5	0.7	0.4	1.7	0.6	1.8	1.1	2.2	3.2	2.4	0.6	0.7	C47-C49
Breast	943	0	0	0	0	0	1	3.2	7.3	17.3	34.4	48.4	46.8	47.4	36.7	30	30.3	14.7	10.8	14.3	C50
Vulva	15	0	0	0	0	0	0	0	0.2	0.2	0	0.7	0	0.9	1.1	1.5	1.1	2.4	0.2	0.3	C51
Vagina	20	0	0	0	0	0	0	0.1	0	0.4	0.6	0.5	0	2.7	0.6	0.7	2.2	1.6	0.2	0.3	C52
Cervix Uteri	791	0	0	0	0	0	0.3	2.5	6.9	18.9	27.3	34.1	39.2	34.3	30.4	33	31.4	19.6	9.1	12	C53
Corpus Uteri	160	0	0	0	0	0	0	0.5	1.6	2.6	4.1	6.2	9.5	11.3	8.6	3.7	5.4	5.7	1.8	2.5	C54
Uterus unspec.	57	0	0	0	0	0	0.2	0.3	0.2	0.6	2.9	3.1	1.9	3.2	1.7	0.7	4.3	0.8	0.7	0.9	C55
Ovary	334	0	0.4	0.2	0.8	1.1	2.5	2	3.1	4	7.9	12.5	15.2	12.6	13.2	14.2	9.7	11.4	3.8	4.9	C56
Other Female Genital	5	0	0	0	0	0	0	0.1	0	0.2	0.2	0	0.6	0	0	0	0	0	0.1	0.1	C57
Placenta	17	0	0	0	0	0.1	0.3	0.5	0.3	0.9	0.2	0.2	0	0	0	0	0	0	0.2	0.2	C58
Kidney	26	0	0.2	0	0.1	0.2	0.2	0.3	0.3	0.4	0	1	0.3	1.4	1.1	1.5	1.1	0	0.3	0.4	C64
Renal Pelvis	0	0	0	0	0	0	0	0	0	0	0	0	0	0	0	0	0	0	0	0	C65
Ureter	0	0	0	0	0	0	0	0	0	0	0	0	0	0	0	0	0	0	0	0	C66
Bladder	40	0	0	0	0	0	0.1	0	0.5	0	0.2	1	1.9	1.8	2.9	6.7	3.2	3.3	0.5	0.7	C67
Other Urinary organs	4	0	0	0	0	0	0	0	0	0	0	0	0.3	0	0.6	0	0	1.6	0	0.1	C68
Eye	17	0	1.3	0	0	0.2	0	0	0.2	0	0	0.2	0	0	0	0	0	0	0.2	0.2	C69
Brain, Nervous system	111	0	0.5	0.9	1	0.6	0.7	0.7	1	0.7	1.8	2.6	4.1	3.6	2.9	3.7	6.5	2.4	1.3	1.5	C70-C72
Thyroid	210	0	0	0.1	0.2	0.7	1	1.6	3.1	3.1	4.5	6.2	7.6	10.4	6.3	15.7	9.7	6.5	2.4	3.2	C73
Adrenal gland	9	0	0.3	0	0	0	0	0	0.2	0.4	0	0.2	0	0	0.6	0	1.1	0	0.1	0.1	C74
Other Endocrine	1	0	0	0	0	0	0	0	0	0	0	0	0	0.5	0	0	0	0	0	0	C75
Hodgkin disease	20	0	0	0	0	0.3	0.7	0.5	0.2	0.2	0	0.2	0	0	0.6	0.7	1.1	0.8	0.2	0.2	C81
Non-Hodgkin lymphoma	272	0	0.2	0.6	1	1.2	1.1	1.2	2.1	2.2	3.7	6.2	11.7	14	18.3	16.5	15.1	15.5	3.1	4.3	C82-C85;C96
Immunoproliferative dis.	0	0	0	0	0	0	0	0	0	0	0	0	0	0	0	0	0	0	0	0	C88
Multiple Myeloma	48	0	0	0	0	0	0	0	0	0.7	0.6	1	2.5	2.3	7.5	4.5	3.2	1.6	0.6	0.9	C90
Lymphoid Leukaemia	87	0	3.3	1.8	1.1	0.5	0	0.3	0	0.4	0.4	0.5	0.9	0	0	0	1.1	3.3	1	1	C91
Myeloid Leukaemia	137	0	1.1	0.8	0.3	0.7	1.5	0.5	1.2	1.7	3.3	1.7	4.1	7.7	5.2	3.7	3.2	4.1	1.6	1.9	C92-C94
Leukaemia unspec.	17	0	0.1	0.1	0.1	0.2	0.1	0	0.2	0	0.2	0.2	0.6	0.9	0	1.5	1.1	0.8	0.2	0.2	C95
Other & unspecified	80	0	0.3	0.1	0.1	0.3	0.5	0.3	0.2	1.1	1	2.6	2.8	4.5	4.6	4.5	5.4	4.1	0.9	1.3	Other
All sites Total	5613	0	9	5	6	9	15	22	40	73	120	178	226	280	284	365	412	304	64.4	89.6	All



APPENDIX 39: NUMBER OF NEW CANCER CASES BY SITES AND AGE GROUP, SELANGOR, ALL RESIDENTS, MALES, 2007-2011

Site	All Ages	Age Unk.	0- -4	5- -9	10- -14	15- -19	20- -24	25- -29	30- -34	35- -39	40- -44	45- -49	50- -54	55- -59	60- -64	65- -69	70- -74	75+ -79	% of Total	ICD (10th)
Lip	7	0	0	0	0	0	0	0	0	0	0	0	3	1	1	1	1	0	0.10%	C00
Tongue	55	0	0	0	0	1	1	2	3	1	2	9	5	9	10	5	5	2	0.90%	C01-C02
Mouth	71	0	0	0	1	0	1	0	1	0	2	12	13	11	6	7	6	12	1.10%	C03-C06
Salivary glands	33	0	0	0	0	0	2	1	3	2	1	9	3	3	3	4	0	2	0.50%	C07-C08
Tonsil	22	0	0	0	0	0	2	0	2	0	0	3	3	2	6	3	3	0	0.40%	C09
Other Oropharynx	24	0	0	0	0	1	0	0	0	0	2	1	3	2	4	2	4	5	0.40%	C10
Nasopharynx	382	0	0	0	2	3	6	11	27	32	54	64	55	55	32	23	10	8	6.10%	C11
Hypopharynx	15	0	0	0	0	0	0	0	0	0	0	0	5	3	2	1	4	0	0.20%	C12-C13
Pharynx unspec.	4	0	0	0	0	0	0	0	0	0	0	0	0	1	2	0	0	1	0.10%	C14
Oesophagus	106	0	0	0	0	0	1	0	0	0	5	10	11	17	24	14	11	13	1.70%	C15
Stomach	237	0	0	0	0	0	1	6	7	7	12	16	36	24	28	38	31	31	3.80%	C16
Small intestine	24	0	0	0	0	0	1	1	1	1	0	1	0	7	4	2	5	1	0.40%	C17
Colon	487	0	0	0	0	0	5	6	5	13	30	35	52	81	73	62	71	54	7.80%	C18
Rectum	605	0	0	0	0	0	1	5	16	17	25	50	67	73	91	94	91	75	9.70%	C19-C20
Anus	16	0	0	0	0	0	0	0	0	1	2	1	1	4	1	3	2	1	0.30%	C21
Liver	550	0	0	0	1	1	2	5	9	14	31	49	85	89	87	74	63	40	8.80%	C22
Gallbladder etc.	90	0	0	0	0	0	0	1	0	1	7	8	12	14	15	16	11	5	1.40%	C23-C24
Pancreas	159	0	0	0	0	0	0	1	2	3	7	12	22	31	30	22	16	13	2.50%	C25
Nose, sinuses etc.	30	0	0	0	1	0	1	0	0	3	3	2	4	6	4	2	2	2	0.50%	C30-C31
Larynx	134	0	0	0	0	0	0	0	0	3	3	7	23	16	30	24	17	11	2.10%	C32
Trachea, Bronchus, Lung	759	0	0	0	0	0	2	4	11	24	38	50	83	102	129	122	107	87	12.10%	C33-C34
Other Thoracic organs	14	0	0	0	0	0	3	1	1	1	0	1	1	0	1	2	1	0	0.20%	C37-C38
Bone	44	0	0	0	3	7	8	3	0	4	5	1	2	2	2	3	1	0	0.70%	C40-C41
Melanoma of Skin	16	0	0	0	0	0	2	1	0	0	1	1	2	2	1	2	3	1	0.30%	C43
Other Skin	120	0	0	1	0	1	0	1	4	1	6	14	6	18	19	13	8	28	1.90%	C44
Mesothelioma	5	0	0	0	0	0	0	0	0	0	0	0	1	0	0	2	1	0	0.10%	C45
Kaposi sarcoma	3	0	0	0	0	0	1	0	0	1	0	0	0	0	0	0	0	1	0.00%	C46
Connective Soft tissue	40	0	1	2	0	2	1	1	5	1	2	3	4	9	4	3	1	1	0.60%	C47-C49
Breast	16	0	0	0	0	0	0	1	1	0	0	2	4	3	3	0	1	1	0.30%	C50
Penis	14	0	0	0	0	0	0	0	1	0	0	0	2	1	2	1	1	3	0.20%	C60
Prostate	383	0	0	0	0	0	1	0	1	0	2	5	9	38	63	85	91	88	6.10%	C61
Testis	71	0	0	0	0	7	14	19	12	8	2	1	3	0	3	0	0	2	1.10%	C62
Other male genital	5	0	0	0	0	0	0	2	0	0	0	0	0	0	1	1	1	0	0.10%	C63
Kidney	118	0	1	0	0	0	1	0	1	6	8	12	14	25	18	9	16	7	1.90%	C64
Renal Pelvis	3	0	0	0	0	0	0	0	0	0	0	1	0	0	0	1	1	0	0.00%	C65
Ureter	2	0	0	0	0	0	0	0	0	0	0	0	0	0	1	0	1	0	0.00%	C66
Bladder	183	0	0	0	0	1	0	0	0	2	8	4	15	24	28	35	27	39	2.90%	C67
Other Urinary organs	2	0	0	0	0	0	0	0	0	0	0	0	0	0	1	0	0	1	0.00%	C68
Eye	10	0	4	0	0	0	0	0	1	2	0	0	1	0	0	1	0	1	0.20%	C69
Brain, Nervous system	168	0	8	7	9	4	8	6	10	19	11	13	19	15	12	12	8	7	2.70%	C70-C72
Thyroid	53	0	0	0	0	1	2	4	1	2	4	7	7	5	8	8	2	2	0.80%	C73
Adrenal gland	2	0	0	0	0	0	0	0	1	2	0	0	0	0	1	1	0	1	0.00%	C74
Other Endocrine	17	0	0	0	0	3	0	0	1	2	2	2	0	1	2	1	0	0	0.30%	C75
Hodgkin disease	83	0	1	1	2	10	17	9	6	6	8	6	4	5	2	1	3	2	1.30%	C81
Non-Hodgkin lymphoma	492	0	1	2	6	15	20	25	24	20	29	50	56	67	71	50	32	24	7.90%	C82-C85-C96
Immunoproliferative dis.	0	0	0	0	0	0	0	0	0	0	0	0	0	0	0	0	0	0	0.00%	C88
Multiple Myeloma	68	0	0	0	0	0	0	0	2	3	2	7	9	17	9	7	7	5	1.10%	C90
Lymphoid Leukaemia	138	0	21	12	9	9	15	8	8	8	9	6	5	12	7	4	3	2	2.20%	C91
Myeloid Leukaemia	286	0	4	4	9	23	22	19	16	21	32	27	17	25	14	22	15	16	4.60%	C92-C94
Leukaemia unspec.	15	0	2	1	1	2	2	1	0	0	1	0	0	1	1	1	2	0	0.20%	C95
Other & unspecified	80	0	0	0	0	1	1	2	3	5	4	7	14	12	9	7	10	5	1.30%	Other
All sites Total	6261	0	43	30	46	94	141	147	181	239	362	509	681	833	868	790	697	600	100.00%	All



APPENDIX 40: NUMBER OF NEW CANCER CASES BY SITES AND AGE GROUP, SELANGOR, ALL RESIDENTS, FEMALES, 2007-2011

Site	All Ages	Age Unk.	0-4	5-9	10-14	15-19	20-24	25-29	30-34	35-39	40-44	45-49	50-54	55-59	60-64	65-69	70-74	75+	% of Total	IOD (10th)
Lip	11	0	0	0	0	0	0	0	0	1	0	2	2	1	0	0	2	3	0.10%	C00
Tongue	68	0	0	0	0	0	0	0	1	3	2	5	10	7	12	5	11	4	0.80%	C01-C02
Mouth	115	0	0	0	0	1	1	0	0	1	5	4	15	13	22	14	23	16	1.40%	C03-C06
Salivary glands	12	0	0	0	0	0	1	1	0	0	2	3	3	0	0	1	1	0	0.10%	C07-C08
Tonsil	6	0	0	0	0	0	0	0	0	0	0	0	0	2	1	2	1	0	0.10%	C09
Other Oropharynx	8	0	0	0	0	0	0	0	0	0	0	1	1	2	1	0	1	0	0.10%	C10
Nasopharynx	130	0	0	1	0	3	6	6	4	14	18	21	16	21	6	5	8	1	1.50%	C11
Hypopharynx	14	0	0	0	0	0	0	0	0	0	0	1	1	3	2	3	2	2	0.20%	C12-C13
Pharynx unspec.	1	0	0	0	1	0	0	0	0	0	0	0	0	0	0	0	0	0	0.00%	C14
Esophagus	66	0	0	0	0	0	0	0	0	0	0	4	4	8	11	12	10	11	0.80%	C15
Stomach	162	0	0	0	0	2	1	2	5	5	7	13	17	21	23	21	17	28	1.90%	C16
Small intestine	13	0	0	0	0	0	0	1	1	1	1	1	3	3	1	1	0	1	0.20%	C17
Colon	424	0	0	0	0	0	4	6	11	11	23	35	37	56	73	53	57	58	5.00%	C18
Rectum	456	0	0	0	0	0	2	4	7	12	19	39	58	69	63	62	60	61	5.40%	C19-C20
Anus	9	0	0	0	0	0	0	0	0	0	2	0	0	1	2	1	0	3	0.10%	C21
Liver	185	0	1	0	0	0	0	2	5	7	10	13	23	26	20	28	20	30	2.20%	C22
Gallbladder etc.	77	0	0	0	0	0	1	1	1	2	3	4	4	22	9	9	11	10	0.90%	C23-C24
Pancreas	128	0	0	0	0	0	0	3	1	5	5	10	18	24	24	10	17	11	1.50%	C25
Nose, sinuses etc.	31	0	0	0	1	1	1	0	0	4	1	1	2	7	2	3	3	7	0.40%	C30-C31
Larynx	16	0	0	0	0	0	0	0	1	1	0	0	1	2	2	3	3	3	0.20%	C32
Trachea, Bronchus, Lung	353	0	0	0	0	0	0	5	4	6	20	22	44	56	46	51	42	57	4.20%	C33-C34
Other Thoracic organs	10	0	0	0	0	0	1	1	0	1	1	0	2	3	1	0	1	0	0.10%	C37-C38
Bone	28	0	0	0	2	2	2	2	3	1	7	1	2	3	0	1	1	1	0.30%	C40-C41
Melanoma of Skin	18	0	0	0	0	0	1	0	1	4	1	2	1	1	3	1	2	1	0.20%	C43
Other Skin	77	0	0	0	0	0	0	1	2	5	6	5	7	4	7	10	11	19	0.90%	C44
Mesothelioma	2	0	0	0	0	0	0	0	0	0	0	0	0	0	1	0	1	0	0.00%	C45
Kaposi sarcoma	0	0	0	0	0	0	0	0	0	0	0	0	0	0	0	0	0	0	0.00%	C46
Connective Soft tissue	30	0	2	2	1	1	2	1	4	3	1	1	1	4	2	1	3	1	0.40%	C47-C49
Breast	3159	0	0	0	0	0	9	54	149	253	432	537	530	431	285	199	156	124	37.20%	C50
Vulva	18	0	0	0	0	0	0	0	0	1	0	2	1	2	2	3	3	4	0.20%	C51
Vagina	12	0	0	0	0	0	0	0	0	0	1	0	0	4	0	3	1	1	0.10%	C52
Cervix Uteri	537	0	0	0	0	0	3	7	14	41	55	87	82	67	63	50	40	28	6.30%	C53
Corpus Uteri	336	0	0	0	0	0	0	1	15	14	31	33	51	72	60	36	12	11	4.00%	C54
Uterus unspec.	68	0	0	0	0	0	0	1	4	2	4	6	15	17	5	8	2	4	0.80%	C55
Ovary	508	0	1	1	7	16	13	20	13	31	58	75	88	61	43	36	22	23	6.00%	C56
Other Female Genital	9	0	0	0	0	0	0	0	0	0	2	2	2	1	0	1	0	0	0.10%	C57
Placenta	1	0	0	0	0	0	0	0	0	1	0	0	0	0	0	0	0	0	0.00%	C58
Kidney	62	0	2	2	1	2	0	2	3	1	4	5	10	9	8	4	4	5	0.70%	C64
Renal Pelvis	2	0	0	0	0	0	0	1	0	0	0	0	0	0	0	0	0	1	0.00%	C65
Ureter	2	0	0	0	0	0	0	0	0	0	0	0	0	0	0	2	0	0	0.00%	C66
Bladder	58	0	0	0	0	0	0	0	0	2	2	2	4	12	8	5	8	15	0.70%	C67
Other Urinary organs	1	0	0	0	0	0	0	0	0	0	0	0	0	0	1	0	0	0	0.00%	C68
Eye	6	0	1	0	0	1	0	1	0	0	1	0	0	0	0	0	0	0	0.10%	C69
Brain, Nervous system	131	0	7	6	2	5	5	7	9	13	9	12	12	9	11	11	9	4	1.50%	C70-C72
Thyroid	210	0	0	0	2	7	16	18	16	23	27	17	18	17	14	14	10	11	2.50%	C73
Adrenal gland	7	0	0	0	0	0	0	1	0	1	3	0	1	1	1	1	1	0	0.10%	C74
Other Endocrine	14	0	0	0	0	1	0	1	0	0	0	0	1	1	2	1	1	0	0.20%	C75
Hodgkin disease	74	0	0	0	0	0	16	15	12	4	5	3	4	0	2	2	0	2	0.90%	C81
Non-Hodgkin Lymphoma	338	0	2	2	7	9	19	18	17	19	20	27	49	45	28	30	21	25	4.00%	C82-C85,C96
Immunoproliferative dis.	0	0	0	0	0	0	0	0	0	0	0	0	0	0	0	0	0	0	0.00%	C88
Multiple Myeloma	59	0	0	0	0	0	0	0	0	0	1	2	3	12	12	7	9	5	0.70%	C90
Lymphoid Leukaemia	101	0	13	10	4	15	9	3	5	6	4	6	9	6	7	1	1	2	1.20%	C91
Myeloid Leukaemia	227	0	8	1	6	11	16	14	18	23	13	25	19	25	22	5	12	9	2.70%	C92-C94
Leukaemia unspec.	22	0	0	1	2	1	0	0	2	3	2	1	6	1	1	0	0	2	0.30%	C95
Other & unspecified	72	0	0	0	0	1	3	0	1	2	5	8	5	17	8	7	7	8	0.80%	Other
All sites Total	8484	0	37	26	38	88	132	201	332	532	827	1043	1182	1169	917	723	625	612	100.00%	All



APPENDIX 41: CANCER INCIDENCE BY SITES AND AGE GROUP, SELANGOR, ALL RESIDENTS, MALES, 2007-2011

Site	All Ages	Age Unk.	0- 4	5- 9	10- 14	15- 19	20- 24	25- 29	30- 34	35- 39	40- 44	45- 49	50- 54	55- 59	60- 64	65- 69	70- 74	75+ 79	Crude Rate	ASR World	ICD (10th)
Lip	7	0	0	0	0	0	0	0	0	0	0	0	0	0.2	0.3	0.6	0.8	0	0.1	0.1	C00
Tongue	55	0	0	0	0	0.1	0.1	0.1	0.3	0.1	0.2	1.2	0.9	2.1	3.3	2.8	3.9	1.6	0.4	0.6	C01-C02
Mouth	71	0	0	0	0.1	0	0	0.1	0	0	0.2	1.6	2.2	2.6	2	3.9	4.7	9.3	0.6	0.8	C03-C06
Salivary glands	33	0	0	0	0	0	0.1	0.1	0.3	0.2	0.1	1.2	0.5	0.7	1	2.2	0	1.6	0.3	0.3	C07-C08
Tonsil	22	0	0	0	0	0	0	0	0.2	0	0	0.4	0.5	0.5	2	1.7	2.3	0	0.2	0.3	C09
Other Oropharynx	24	0	0	0	0.1	0	0	0	0	0	0.2	0.1	0.5	0.5	1.3	1.1	3.1	3.9	0.2	0.3	C10
Nasopharynx	382	0	0	0	0.2	0.3	0.4	0.8	2.5	3.3	6.5	8.8	9.5	12.8	10.5	12.8	7.8	6.2	3	3.5	C11
Hypopharynx	15	0	0	0	0	0	0	0	0	0	0	0	0.9	0.7	0.7	0.6	3.1	0	0.1	0.2	C12-C13
Pharynx unspec.	4	0	0	0	0	0	0	0	0	0	0	0	0	0.2	0.7	0	0	0.8	0	0.1	C14
Oesophagus	106	0	0	0	0	0	0.1	0	0	0	0.6	1.4	1.9	4	7.9	7.8	8.6	10.1	0.8	1.3	C15
Stomach	237	0	0	0	0	0	0.1	0.4	0.6	0.7	1.4	2.2	6.2	5.6	9.2	21.2	24.2	24.1	1.9	2.8	C16
Small intestine	24	0	0	0	0	0	0.1	0.1	0.1	0.1	0	0.1	0	1.6	1.3	1.1	3.9	0.8	0.2	0.3	C17
Colon	487	0	0	0	0	0	0.4	0.4	0.5	1.3	3.6	4.8	9	18.9	24	34.5	55.5	42	3.8	5.8	C18
Rectum	605	0	0	0	0	0	0.1	0.4	1.5	1.8	3	6.9	11.6	17	29.9	52.4	71.1	58.4	4.8	7.4	C19-C20
Anus	16	0	0	0	0	0	0	0	0	0.1	0.2	0.1	0.2	0.9	0.3	1.7	1.6	0.8	0.1	0.2	C21
Liver	550	0	0	0	0.1	0.1	0.1	0.4	0.8	1.4	3.7	6.7	14.7	20.7	28.6	41.2	49.2	31.1	4.3	6.4	C22
Gallbladder etc.	90	0	0	0	0	0	0	0.1	0	0.1	0.8	1.1	2.1	3.3	4.9	8.9	8.6	3.9	0.7	1.1	C23-C24
Pancreas	159	0	0	0	0	0	0	0.1	0.2	0.3	0.8	1.6	3.8	7.2	9.9	12.3	12.5	10.1	1.3	1.9	C25
Nose, sinuses etc.	30	0	0	0	0.1	0	0.1	0	0	0.3	0.4	0.3	0.7	1.4	1.3	1.1	1.6	1.6	0.2	0.3	C30-C31
Larynx	134	0	0	0	0	0	0	0	0	0.3	0.4	1	4	3.7	9.9	13.4	13.3	8.6	1.1	1.7	C32
Trachea/Bronchus/Lung	759	0	0	0	0	0	0.1	0.3	1	2.5	4.6	6.9	14.3	23.8	42.4	68	83.6	67.7	6	9.4	C33-C34
Other Thoracic organs	14	0	0	0	0	0.2	0.2	0.1	0.1	0	0.1	0	0.2	0	0.3	1.1	0.8	0	0.1	0.1	C37-C38
Bone	44	0	0	0	0.3	0.6	0.6	0.2	0	0.4	0.6	0.1	0.3	0.5	0.3	1.1	0.8	0	0.3	0.4	C40-C41
Melanoma of Skin	16	0	0	0	0	0	0.1	0.1	0	0	0.1	0.1	0.3	0.5	0.3	1.1	2.3	0.8	0.1	0.2	C43
Other Skin	120	0	0	0.1	0	0.1	0	0.1	0.4	0.1	0.7	1.9	1	4.2	6.3	7.2	6.3	21.8	0.9	1.5	C44
Mesothelioma	5	0	0	0	0	0	0	0	0	0	0.1	0	0.2	0	0	1.1	0.8	0	0	0.1	C45
Kaposi sarcoma	3	0	0	0	0	0	0.1	0	0	0.1	0	0	0	0	0	0	0	0.8	0	0	C46
Connective Soft tissue	40	0	0.1	0.2	0	0.2	0.1	0.1	0.5	0.1	0.2	0.4	0.7	2.1	1.3	1.7	0.8	0.8	0.3	0.4	C47-C49
Breast	16	0	0	0	0	0	0	0.1	0.1	0	0	0.3	0.7	0.7	1	0	0.8	0.8	0.1	0.2	C50
Penis	14	0	0	0	0	0	0	0	0.3	0	0.1	0	0.3	0.2	0.7	0.6	0.8	2.3	0.1	0.2	C60
Prostate	383	0	0	0	0	0	0.1	0	0.1	0	0.2	0.7	1.6	8.9	20.7	47.4	71.1	68.5	3	5.5	C61
Testis	71	0	0	0	0	0.6	1	1.4	1.1	0.8	0.2	0.1	0.5	0	1	0	0	1.6	0.6	0.5	C62
Other male genital	5	0	0	0	0	0	0	0.1	0	0	0	0	0	0	0.3	0.6	0.8	0	0	0.1	C63
Kidney	118	0	0.1	0	0	0	0.1	0	0.1	0.6	1	1.6	2.4	5.8	5.9	5	12.5	5.4	0.9	1.3	C64
Renal Pelvis	3	0	0	0	0	0	0	0	0	0	0	0.1	0	0	0	0.6	0.8	0	0	0	C65
Ureter	2	0	0	0	0	0	0	0	0	0	0	0	0	0	0.3	0	0.8	0	0	0	C66
Bladder	183	0	0	0	0	0.1	0	0	0	0.2	1	0.5	2.6	5.6	9.2	19.5	21.1	30.4	1.4	2.4	C67
Other Urinary organs	2	0	0	0	0	0	0	0	0	0	0	0	0	0	0.3	0	0	0.8	0	0	C68
Eye	10	0	0.3	0	0	0	0	0	0.1	0.2	0	0	0.2	0	0	0.6	0	0.8	0.1	0.1	C69
Brain, Nervous system	168	0	0.7	0.6	0.8	0.4	0.6	0.4	0.9	2	1.3	1.8	3.3	3.5	3.9	6.7	6.3	5.4	1.3	1.6	C70-C72
Thyroid	53	0	0	0	0	0.1	0.1	0.3	0.1	0.2	0.5	1	1.2	1.2	2.6	4.5	1.6	1.6	0.4	0.6	C73
Adrenal gland	2	0	0	0	0	0	0	0	0	0	0	0	0	0	0.3	0	0.8	0	0	0	C74
Other Endocrine	17	0	0	0	0.2	0.3	0	0	0	0.1	0.2	0.3	0	0.2	0.7	0.6	0	0.8	0.1	0.2	C75
Hodgkin disease	83	0	0.1	0.1	0.2	0.9	1.2	0.7	0.5	0.6	1	0.8	0.7	1.2	0.7	0.6	2.3	1.6	0.7	0.6	C81
Non-Hodgkin lymphoma	492	0	0.1	0.2	0.5	1.3	1.4	1.8	2.2	2.1	3.5	6.9	9.7	15.6	23.4	27.9	25	18.7	3.9	5.1	C82-C85/C96
Immunoproliferative dis.	0	0	0	0	0	0	0	0	0	0	0	0	0	0	0	0	0	0	0	0	C88
Multiple Myeloma	68	0	0	0	0	0	0	0	0.2	0.3	0.2	1	1.6	4	3	3.9	5.5	3.9	0.5	0.8	C90
Lymphoid Leukaemia	138	0	1.8	1	0.8	0.8	1.1	0.6	0.7	0.8	1.1	0.8	0.9	2.8	2.3	2.2	2.3	1.6	1.1	1.2	C91
Myeloid Leukaemia	286	0	0.3	0.3	0.8	2	1.6	1.4	1.5	2.2	3.9	3.7	2.9	5.8	4.6	12.3	11.7	12.5	2.3	2.7	C92-C94
Leukaemia unspec.	15	0	0.2	0.1	0.1	0.2	0.1	0.1	0	0	0.1	0	0	0.2	0.3	0.6	1.6	0	0.1	0.1	C95
Other & unspecified	80	0	0	0	0	0.1	0.1	0.1	0.3	0.5	1	1	2.4	2.8	3	3.9	7.8	3.9	0.6	0.9	Other
All sites Total	6261	0	4	3	4	8	10	11	17	25	44	70	118	194	286	440	545	467	49.3	71.3	All



APPENDIX 42: CANCER INCIDENCE BY SITES AND AGE GROUP, SELANGOR, ALL RESIDENTS, FEMALES, 2007-2011

Site	All Ages	Age Unk.	0-4	5-9	10-14	15-19	20-24	25-29	30-34	35-39	40-44	45-49	50-54	55-59	60-64	65-69	70-74	75+	Crude Rate	ASR World	ICD (10th)
Lip	11	0	0	0	0	0	0	0	0	0.1	0	0.3	0.4	0.2	0	0	1.5	1.9	0.1	0.1	C00
Tongue	68	0	0	0	0	0	0	0.1	0.3	0.2	0.6	1.2	1.9	1.7	3.9	2.9	8.3	2.5	0.6	0.8	C01-C02
Mouth	115	0	0	0	0	0.1	0.1	0	0	0.1	0.6	0.6	2.9	3.2	7.1	8.2	17.3	10	0.9	1.4	C03-C06
Salivary glands	12	0	0	0	0	0	0.1	0.1	0	0	0.3	0.5	0.6	0	0	0.6	0.8	0	0.1	0.1	C07-C08
Tonsil	6	0	0	0	0	0	0	0	0	0	0	0	0	0.5	0.3	1.2	0.8	0	0	0.1	C09
Other Oropharynx	8	0	0	0	0	0	0	0.1	0	0.1	0	0.2	0.2	0.5	0	0.6	0.8	0	0.1	0.1	C10
Nasopharynx	130	0	0.1	0	0	0.3	0.4	0.4	0.4	1.6	2.3	3.2	3.1	5.2	1.9	2.9	6	0.6	1.1	1.2	C11
Hypopharynx	14	0	0	0	0	0	0	0	0	0	0	0.2	0.2	0.7	0.6	1.8	1.5	1.2	0.1	0.2	C12-C13
Pharynx unspec.	1	0	0	0	0.1	0	0	0	0	0	0	0	0	0	0	0	0	0	0	0	C14
Oesophagus	66	0	0	0	0	0	0	0	0	0	0.1	0.6	0.8	2	3.5	7	7.5	6.9	0.5	0.8	C15
Stomach	162	0	0	0	0	0.2	0.1	0.1	0.5	0.6	0.9	2	3.2	5.2	7.4	12.3	12.8	17.4	1.3	1.9	C16
Small intestine	13	0	0	0	0	0	0	0.1	0.1	0.1	0	0.1	0.6	0.7	0.3	0.6	0	0.6	0.1	0.1	C17
Colon	424	0	0	0	0	0	0.3	0.4	1.1	1.2	3	5.4	7.1	14	23.5	31.1	42.9	36.1	3.5	5.1	C18
Rectum	456	0	0	0	0	0	0.1	0.3	0.7	1.3	2.5	6	11.1	17.2	20.3	36.4	45.1	38	3.7	5.5	C19-C20
Anus	9	0	0	0	0	0	0	0	0	0	0.3	0	0	0.2	0.6	0.6	0	1.9	0.1	0.1	C21
Liver	185	0	0.1	0	0	0	0	0.1	0.5	0.8	1.3	2	4.4	6.5	6.4	16.4	15	18.7	1.5	2.2	C22
Gallbladder etc.	77	0	0	0	0	0	0.1	0.1	0.1	0.2	0.4	0.6	0.8	5.5	2.9	5.3	8.3	6.2	0.6	0.9	C23-C24
Pancreas	128	0	0	0	0	0	0	0.2	0.1	0.6	0.6	1.5	3.4	6	7.7	5.9	12.8	6.9	1	1.5	C25
Nose, sinuses etc.	31	0	0	0	0	0	0.1	0	0	0.4	0.1	0.2	0.4	1.7	0.6	1.8	0.8	4.4	0.3	0.3	C30-C31
Larynx	16	0	0	0	0.1	0.1	0.1	0	0	0.1	0	0	0.4	0.7	0.3	0	0.8	0	0.1	0.1	C32
Trachea, Bronchus, Lung	353	0	0	0	0	0	0	0.4	0.4	0.7	2.6	3.4	8.4	14	14.8	29.9	31.6	35.5	2.9	4.3	C33-C34
Other Thoracic organs	10	0	0	0	0	0	0.1	0.1	0	0.1	0	0	0.4	0.7	0.3	0	0.8	0	0.1	0.1	C37-C38
Bone	28	0	0	0	0.2	0.2	0.1	0.1	0.3	0.1	0.9	0.2	0.4	0.7	0	0.6	0.8	0.6	0.2	0.2	C40-C41
Melanoma of Skin	18	0	0	0	0	0	0.1	0	0.1	0.4	0.1	0.3	0.2	0.2	1	0.6	1.5	0.6	0.1	0.2	C43
Other Skin	77	0	0	0	0	0	0	0.1	0.2	0.6	0.8	0.8	1.3	1	2.3	5.9	8.3	11.8	0.6	0.9	C44
Mesothelioma	2	0	0	0	0	0	0	0	0	0	0	0	0	0.2	0	0	0.8	0	0	0	C45
Kaposi sarcoma	0	0	0	0	0	0	0	0	0	0	0	0	0	0	0	0	0	0	0	0	C46
Connective, Soft tissue	30	0	0.2	0.2	0.1	0.1	0.1	0.1	0.4	0.3	0.1	0.2	0.2	1	0.6	0.6	2.3	0.6	0.2	0.3	C47-C49
Breast	3159	0	0	0	0	0	0.6	4	14.7	28.2	56.1	82.6	101.3	107.5	91.8	116.7	117.3	77.3	25.8	31.7	C50
Vulva	18	0	0	0	0	0	0	0	0	0.1	0	0.3	0.2	0.5	0.6	1.8	2.3	2.5	0.1	0.2	C51
Vagina	12	0	0	0	0	0	0	0	0	0.1	0	0.3	0	1	0	1.8	0.8	0.6	0.1	0.1	C52
Cervix Uteri	537	0	0	0	0	0	0.2	0.5	1.4	4.6	7.1	13.4	15.7	16.7	20.3	29.3	30.1	17.4	4.4	5.7	C53
Corpus Uteri	336	0	0	0	0	0	0	0.1	1.5	1.6	4	5.1	9.7	18	19.3	21.1	9	6.9	2.7	3.7	C54
Uterus unspec.	68	0	0	0	0	0	0	0.1	0.4	0.2	0.5	0.9	2.9	4.2	1.6	4.7	1.5	2.5	0.6	0.7	C55
Ovary	508	0	0.1	0.1	0.7	1.4	0.9	1.5	1.3	3.5	7.5	11.5	16.8	15.2	13.9	21.1	16.5	14.3	4.1	5.1	C56
Other Female Genital	9	0	0	0	0	0	0	0	0	0.1	0.3	0.3	0.4	0.2	0	0.6	0	0	0.1	0.1	C57
Placenta	1	0	0	0	0	0	0	0	0	0	0	0	0	0	0	0	0	0	0	0	C58
Kidney	62	0	0.2	0.2	0.1	0.2	0	0.1	0.3	0.1	0.5	0.8	1.9	2.2	2.6	2.3	3	3.1	0.5	0.7	C64
Renal Pelvis	2	0	0	0	0	0	0	0	0	0	0	0	0	0	0	0	0	0	0	0	C65
Ureter	2	0	0	0	0	0	0	0	0	0	0	0	0	0	0	1.2	0	0	0	0	C66
Bladder	58	0	0	0	0	0	0	0	0	0.2	0.3	0.3	0.8	3	2.6	2.9	6	9.3	0.5	0.7	C67
Other Urinary organs	1	0	0	0	0	0	0	0	0	0	0	0	0	0	0.3	0	0	0	0	0	C68
Eye	6	0	0.1	0	0.1	0	0	0.1	0	0	0.1	0	0	0	0.6	0	0	0	0	0.1	C69
Brain, Nervous system	131	0	0.6	0.5	0.2	0.4	0.3	0.5	0.9	1.4	1.2	1.8	2.3	2.2	3.5	6.5	6.8	2.5	1.1	1.3	C70-C72
Thyroid	210	0	0	0	0.2	0.6	1.1	1.3	1.6	2.6	3.5	2.6	3.4	4.2	4.5	8.2	7.5	6.9	1.7	1.9	C73
Adrenal gland	7	0	0	0	0	0	0	0	0	0.1	0.4	0	0.2	0	0.3	0	0.8	0	0.1	0.1	C74
Other Endocrine	14	0	0	0	0.1	0.2	0	0.1	0	0.3	0.1	0	0.2	0.2	0.6	0.6	0.8	0	0.1	0.1	C75
Hodgkin disease	74	0	0	0	0	0.8	1.1	1.1	1.2	0.4	0.6	0.5	0.8	0	0.6	1.2	0	1.2	0.6	0.5	C81
Non-Hodgkin Lymphoma	338	0	0.2	0.2	0.7	0.8	1.3	1.3	1.7	2.1	2.6	4.2	9.4	11.2	9	17.6	15.8	15.6	2.8	3.4	C82-C85,C96
Immunoproliferative dis.	0	0	0	0	0	0	0	0	0	0	0	0	0	0	0	0	0	0	0	0	C88
Multiple Myeloma	59	0	0	0	0	0	0	0.1	0	0.1	0.9	0.3	0.6	3	3.9	4.1	6.8	3.1	0.5	0.7	C90
Lymphoid Leukaemia	101	0	1.1	0.9	0.4	1.3	0.6	0.2	0.5	0.7	0.5	0.9	1.7	1.5	2.3	0.6	0.8	1.2	0.8	0.9	C91
Myeloid Leukaemia	227	0	0.7	0.1	0.6	1	1.1	1	1.8	2.6	1.7	3.8	3.6	6.2	7.1	2.9	9	5.6	1.9	2.1	C92-C94
Leukaemia unspec.	22	0	0	0.1	0.2	0.1	0	0	0.2	0.3	0.3	0.2	1.1	0.2	0.3	0	0	1.2	0.2	0.2	C95
Other & unspecified	72	0	0	0	0	0.1	0.2	0	0.1	0.2	0.6	1.2	1	4.2	2.6	4.1	5.3	5	0.6	0.8	Other
All sites Total	8484	0	3	2	4	8	9	15	33	59	107	160	226	292	295	424	470	381	69.3	89.7	All



APPENDIX 43: NUMBER OF NEW CANCER CASES BY SITES AND AGE GROUP, JOHOR, ALL RESIDENTS, MALES, 2007-2011

Site	All Ages	Age Unk.	0- 4	5- 9	10- 14	15- 19	20- 24	25- 29	30- 34	35- 39	40- 44	45- 49	50- 54	55- 59	60- 64	65- 69	70- 74	75+ 79	% of Total	ICD (10th)
Lip	3		0	0	0	0	0	0	0	0	0	1	0	1	0	0	0	1	0.00%	C00
Tongue	59	0	0	0	0	0	1	2	2	3	8	7	9	4	6	7	5	5	0.80%	C01-C02
Mouth	51	0	0	0	1	0	0	0	0	1	6	3	4	4	10	6	5	11	0.70%	C03-C06
Salivary glands	35	0	0	1	0	0	4	2	3	3	0	3	1	5	6	1	4	2	0.50%	C07-C08
Tonsil	16	0	0	0	0	0	0	0	0	0	0	1	3	4	3	0	1	1	0.20%	C09
Other Oropharynx	10	0	1	0	0	0	0	0	0	0	0	0	0	2	1	1	2	3	0.10%	C10
Nasopharynx	524	0	1	1	4	6	3	9	30	45	66	71	99	62	52	45	20	10	7.30%	C11
Hypopharynx	21	0	0	0	0	0	0	0	0	0	0	1	0	3	5	4	5	3	0.30%	C12-C13
Pharynx unspec.	0	0	0	0	0	0	0	0	0	0	0	0	0	0	0	0	0	0	0.00%	C14
Oesophagus	105	0	0	0	0	0	0	0	1	1	5	8	13	16	20	14	17	10	1.50%	C15
Stomach	310	0	0	0	0	0	0	0	6	5	10	20	22	30	49	50	53	65	4.30%	C16
Small intestine	27	0	0	0	0	0	1	1	1	1	1	6	1	4	4	3	3	1	0.40%	C17
Colon	571	0	0	0	0	1	1	2	10	17	28	41	60	84	77	73	88	89	7.90%	C18
Rectum	584	0	0	0	0	1	3	1	8	9	15	44	63	66	116	105	69	84	8.10%	C19-C20
Anus	18	0	0	0	0	0	0	0	1	2	2	2	6	1	3	1	1	1	0.20%	C21
Liver	413	0	5	0	2	2	0	2	9	10	28	36	66	71	69	42	38	33	5.70%	C22
Gallbladder etc.	48	0	0	0	0	0	0	1	4	3	7	9	17	18	36	28	6	9	0.70%	C23-C24
Pancreas	157	0	0	1	0	0	0	1	4	3	7	9	17	18	36	28	19	15	2.20%	C25
Nose, sinuses etc.	33	0	0	0	0	0	0	0	0	5	3	6	4	3	5	3	2	2	0.50%	C30-C31
Larynx	116	0	0	0	0	0	0	0	0	0	3	9	10	19	26	17	13	19	1.60%	C32
Trachea, Bronchus, Lung	1289	0	0	0	0	1	6	9	12	18	45	80	138	166	205	212	216	181	17.90%	C33-C34
Other Thoracic organs	28	0	0	0	3	2	2	3	2	2	3	3	1	2	2	1	2	1	0.40%	C37-C38
Bone	59	0	1	3	9	16	3	6	1	2	2	2	2	6	2	2	2	0	0.80%	C40-C41
Melanoma of Skin	18	0	1	0	0	1	1	0	0	2	0	0	1	2	3	3	2	2	0.20%	C43
Other Skin	206	0	0	1	1	0	1	4	5	4	4	15	18	18	31	33	34	37	2.90%	C44
Mesothelioma	2	0	0	0	0	0	0	0	0	0	0	0	0	0	1	0	1	0	0.00%	C45
Kaposi sarcoma	2	0	0	0	0	0	0	0	0	1	0	0	0	0	0	1	0	0	0.00%	C46
Connective, Soft tissue	84	0	3	3	0	7	0	3	2	4	6	12	10	7	12	6	3	6	1.20%	C47-C49
Breast	21	0	0	0	0	0	0	0	0	0	1	2	2	2	4	3	2	5	0.30%	C50
Penis	17	0	0	0	0	0	1	0	0	2	2	2	2	1	0	6	1	1	0.20%	C60
Prostate	548	0	0	0	0	0	0	0	0	0	4	6	13	40	88	125	128	144	7.60%	C61
Testis	82	0	5	1	4	5	9	18	8	11	9	5	2	1	0	2	1	1	1.10%	C62
Other male genital	7	0	1	0	0	3	0	0	1	0	0	0	1	0	0	1	0	0	0.10%	C63
Kidney	144	0	2	0	3	0	0	0	5	3	7	14	17	23	32	19	16	3	2.00%	C64
Renal Pelvis	1	0	0	0	0	0	0	0	0	0	0	1	0	0	0	0	0	0	0.00%	C65
Ureter	6	0	0	0	0	0	0	0	0	0	0	0	0	0	2	4	0	0	0.10%	C66
Bladder	250	0	0	0	0	0	0	2	0	2	9	14	14	26	39	36	46	62	3.50%	C67
Other Urinary organs	4	0	0	0	0	0	0	0	0	0	0	0	0	2	1	1	0	0	0.10%	C68
Eye	9	0	6	0	0	0	0	0	0	0	0	0	1	0	0	1	0	1	0.10%	C69
Brain, Nervous system	172	0	17	6	5	9	6	8	8	6	13	18	11	27	11	10	9	8	2.40%	C70-C72
Thyroid	79	0	0	0	0	1	4	7	3	3	5	9	10	14	6	10	2	5	1.10%	C73
Adrenal gland	6	0	2	0	1	0	0	0	0	0	0	1	0	1	0	0	0	1	0.10%	C74
Other Endocrine	9	0	0	1	1	0	1	0	0	1	1	1	2	1	1	0	0	0	0.10%	C75
Hodgkin disease	49	0	0	1	0	7	9	6	4	3	3	3	4	1	1	2	1	4	0.70%	C81
Non-Hodgkin lymphoma	407	0	5	6	5	16	23	7	14	30	27	29	52	48	45	45	32	23	5.70%	C82-C85-C96
Immunoproliferative dis.	0	0	0	0	0	0	0	0	0	0	0	0	0	0	0	0	0	0	0.00%	C88
Multiple Myeloma	82	0	0	0	0	0	0	0	0	2	7	12	10	13	16	11	6	5	1.10%	C90
Lymphoid Leukaemia	103	0	23	18	12	4	6	4	4	2	6	4	5	6	2	3	1	3	1.40%	C91
Myeloid Leukaemia	191	0	18	8	4	11	13	18	11	10	15	17	21	12	11	9	6	7	2.70%	C92-C94
Leukaemia unspec.	98	0	24	14	12	10	5	6	1	4	3	3	1	3	2	3	5	2	1.40%	C95
Other & unspecified	128	0	2	0	1	3	2	3	2	6	4	9	19	14	19	20	10	14	1.80%	Other
All sites Total	7202	0	117	65	68	106	105	124	157	223	363	529	741	840	1032	975	877	880	100.00%	All



APPENDIX 44: NUMBER OF NEW CANCER CASES BY SITES AND AGE GROUP, JOHOR, ALL RESIDENTS, FEMALES, 2007-2011

All Ages	Site	Age Unk.	0- -4	5- -9	10- -14	15- -19	20- -24	25- -29	30- -34	35- -39	40- -44	45- -49	50- -54	55- -59	60- -64	65- -69	70- -74	75+ -79	% of Total	ICD (10th)
1	Lip	0	0	0	0	0	0	0	0	0	0	0	0	0	0	0	1	0	0.00%	C00
40	Tongue	0	0	0	0	0	0	1	0	2	4	4	8	4	5	2	5	5	0.50%	C01-C02
40	Mouth	0	0	0	0	0	0	0	0	0	2	1	4	5	5	7	5	11	0.50%	C03-C06
35	Salivary glands	0	0	0	0	3	1	2	0	1	7	3	2	5	3	3	4	1	0.40%	C07-C08
6	Tonsil	0	0	0	0	0	0	0	0	0	0	0	2	2	1	1	0	0	0.10%	C09
2	Other Oropharynx	0	0	0	0	0	0	0	0	0	0	0	0	0	0	0	1	1	0.00%	C10
172	Nasopharynx	0	1	0	2	0	2	5	13	17	23	28	30	20	20	5	2	4	2.10%	C11
10	Hypopharynx	0	0	0	0	0	1	1	0	0	0	0	1	1	2	0	4	0	0.10%	C12-C13
3	Pharynx unspec.	0	0	0	0	0	0	0	0	0	1	0	0	1	1	0	0	0	0.00%	C14
47	Oesophagus	0	0	0	0	0	0	0	0	0	3	2	7	4	11	7	3	10	0.60%	C15
208	Stomach	0	0	0	0	2	3	3	4	5	12	16	21	22	23	25	28	44	2.60%	C16
12	Small intestine	0	0	0	0	0	0	0	0	0	0	0	1	2	1	3	1	4	0.10%	C17
490	Colon	0	0	0	2	0	3	6	10	21	21	23	41	69	69	56	68	101	6.00%	C18
420	Rectum	0	0	1	0	0	1	2	7	20	23	36	52	51	49	48	59	71	5.20%	C19-C20
10	Anus	0	0	0	0	0	0	0	0	0	0	2	1	1	1	0	2	2	0.10%	C21
144	Liver	0	2	0	0	1	2	1	3	8	11	9	13	14	19	19	16	26	1.80%	C22
55	Gallbladder etc.	0	0	0	0	0	0	0	1	1	1	2	4	8	7	6	9	15	0.70%	C23-C24
119	Pancreas	0	0	0	0	0	0	1	4	2	8	4	5	23	18	20	11	21	1.50%	C25
14	Nose, sinuses etc.	0	0	0	0	0	0	0	1	1	3	1	2	0	1	2	2	2	0.20%	C30-C31
10	Larynx	0	1	0	0	0	0	0	0	0	0	0	0	0	2	1	4	2	0.10%	C32
487	Trachea,Bronchus,Lung	0	0	0	0	0	0	2	5	12	26	51	42	63	73	67	65	81	6.00%	C33-C34
12	Other Thoracic organs	0	0	1	1	0	1	2	0	1	0	3	0	1	1	0	1	0	0.10%	C37-C38
41	Bone	0	2	1	7	5	4	3	1	1	4	1	1	2	1	2	2	4	0.50%	C40-C41
18	Melanoma of Skin	0	0	0	0	0	0	1	0	2	0	1	3	3	1	3	1	3	0.20%	C43
157	Other Skin	0	1	0	1	1	2	2	5	2	5	4	12	16	16	13	25	52	1.90%	C44
2	Mesothelioma	0	0	0	0	0	0	0	0	0	0	0	0	1	0	0	1	0	0.00%	C45
0	Kaposi sarcoma	0	0	0	0	0	0	0	0	0	0	0	0	0	0	0	0	0	0.00%	C46
69	Connective,Soft tissue	0	1	2	3	6	2	8	1	4	8	8	3	6	7	4	3	3	0.90%	C47,C49
2792	Breast	0	0	0	0	0	9	34	113	221	371	503	474	432	281	160	104	90	34.40%	C50
18	Vulva	0	0	0	0	0	0	0	1	1	0	0	3	4	2	2	3	2	0.20%	C51
19	Vagina	0	0	0	0	0	0	1	0	0	0	2	1	2	1	3	5	4	0.20%	C52
518	Cervix Uteri	0	0	0	0	0	0	10	17	29	47	85	79	86	59	31	40	35	6.40%	C53
326	Corpus Uteri	0	0	0	0	0	0	5	7	20	32	36	52	62	44	27	24	17	4.00%	C54
52	Uterus unspec.	0	0	0	0	0	0	1	3	4	8	10	2	7	11	2	2	2	0.60%	C55
446	Ovary	0	2	0	5	11	16	13	18	24	44	68	72	65	41	28	25	14	5.50%	C56
7	Other Female Genital	0	0	0	0	0	0	0	2	0	1	1	0	2	0	1	0	0	0.10%	C57
8	Placenta	0	0	0	0	0	1	0	2	2	1	2	0	0	0	0	0	0	0.10%	C58
62	Kidney	0	1	0	1	0	2	0	1	2	4	9	7	11	10	4	3	7	0.80%	C64
0	Renal Pelvis	0	0	0	0	0	0	0	0	0	0	0	0	0	0	0	0	0	0.00%	C65
1	Ureter	0	0	0	0	0	0	0	0	0	0	0	0	0	0	0	0	0	0.00%	C66
58	Bladder	0	0	0	0	0	0	0	1	0	4	6	7	7	8	4	10	11	0.70%	C67
1	Other Urinary organs	0	0	0	0	0	0	0	0	0	0	0	0	0	1	0	0	0	0.00%	C68
9	Eye	0	3	1	0	0	0	0	0	0	0	2	1	1	1	0	0	0	0.10%	C69
124	Brain, Nervous system	0	7	9	12	5	2	7	4	6	9	13	17	7	8	12	4	2	1.50%	C70-C72
265	Thyroid	0	0	1	3	5	18	25	25	30	24	23	33	25	19	18	8	8	3.30%	C73
7	Adrenal gland	0	1	1	0	1	1	1	0	1	0	0	0	0	0	0	0	1	0.10%	C74
5	Other Endocrine	0	0	0	0	0	0	0	0	0	2	4	1	3	0	0	0	0	0.10%	C75
35	Hodgkin disease	0	0	0	1	4	8	6	2	0	2	4	1	3	0	0	1	3	0.40%	C81
285	Non-Hodgkin lymphoma	0	8	3	6	19	15	15	9	15	17	29	31	19	31	27	21	20	3.50%	C82-C85,C96
1	Immunoproliferative dis.	0	0	0	0	0	0	0	0	0	0	0	0	0	1	0	0	0	0.00%	C88
55	Multiple Myeloma	0	0	0	0	0	0	0	0	2	2	5	7	8	10	6	7	8	0.70%	C90
66	Lymphoid Leukaemia	0	14	13	7	3	4	4	1	1	2	4	4	4	2	1	1	1	0.80%	C91
148	Myeloid Leukaemia	0	8	3	5	5	11	8	11	14	9	14	15	17	11	3	4	10	1.80%	C92-C94
74	Leukaemia unspec.	0	20	12	5	7	0	3	1	0	0	5	2	4	5	4	2	4	0.90%	C95
104	Other & unspecified	0	2	1	0	0	6	5	5	5	6	8	13	11	11	7	13	11	1.30%	Other
8110	All sites Total	0	74	49	61	78	117	178	279	477	749	1031	1077	1100	893	635	600	712	100.00%	All



APPENDIX 45: CANCER INCIDENCE BY SITES AND AGE GROUP, JOHOR, ALL RESIDENTS, MALES, 2007-2011

All Ages	Site	Age Unk.	0- 4	5- 9	10- 14	15- 19	20- 24	25- 29	30- 34	35- 39	40- 44	45- 49	50- 54	55- 59	60- 64	65- 69	70- 74	75+ 75+	Crude Rate	ASR World	ICD (10th)
3	Lip	0	0	0	0	0	0	0	0	0	0.2	0	0	0.3	0	0	0	0.8	0	C00	
59	Tongue	0	0	0	0	0	0.1	0.3	0.3	0.6	1.6	1.5	2.3	1.3	2.6	4.5	4.3	4.1	0.8	C01-C02	
51	Mouth	0	0	0	0.1	0	0	0	0	0.2	1.2	0.7	1	1.3	4.3	3.8	4.3	9	0.7	C03-C06	
35	Salivary glands	0	0	0.1	0	0	0.6	0.3	0.5	0.6	0	0.7	0.3	1.6	2.6	0.6	3.4	1.6	0.4	C07-C08	
16	Tonsil	0	0	0	0	0	0	0	0	0	0.2	0.7	0.8	1.3	1.3	0	0.9	0.8	0.2	C09	
10	Other Oropharynx	0	0.1	0	0	0	0	0	0	0	0	0	0	0.6	0.4	0.6	1.7	2.4	0.1	C10	
524	Nasopharynx	0	0.1	0.1	0.5	0.8	0.4	1.3	5.2	8.3	13.2	15.6	25.6	20.1	22.3	28.8	17	8.2	6.7	C11	
21	Hypopharynx	0	0	0	0	0	0	0	0	0	0.2	0	0	1	2.1	2.6	4.3	2.4	0.3	C12-C13	
0	Pharynx unspec.	0	0	0	0	0	0	0	0	0	0	0	0	0	0	0	0	0	0	C14	
105	Oesophagus	0	0	0	0	0	0	0	0.2	0.2	1	1.8	3.4	5.2	8.6	8.9	14.5	8.2	1.3	C15	
310	Stomach	0	0	0	0	0	0	0	1	0.9	2	4.4	5.7	9.7	21	32	45.1	53.1	4	C16	
27	Small intestine	0	0	0	0	0	0.1	0.1	0.2	0.2	0.2	1.3	0.3	1.3	1.7	1.9	2.6	0.8	0.3	C17	
571	Colon	0	0	0	0	0.1	0.1	0.3	1.7	3.2	5.6	9	15.5	27.3	33.1	46.7	74.9	72.7	7.3	C18	
584	Rectum	0	0	0	0	0.1	0.4	0.1	1.4	1.7	3	9.6	16.3	21.4	49.8	67.1	58.7	68.6	7.4	C19-C20	
18	Anus	0	0	0	0	0	0	0	0	0.2	0.4	0.4	1.6	0.3	1.3	0.6	0.9	0.8	0.2	C21	
413	Liver	0	0.7	0	0.3	0.3	0	0.3	1.6	1.9	5.6	7.9	17.1	23.1	29.6	26.8	32.3	26.9	5.3	C22	
48	Gallbladder etc.	0	0	0	0	0	0	0	0	0	0.8	0.2	1.6	2.3	3.9	3.8	5.1	7.3	0.6	C23-C24	
157	Pancreas	0	0	0	0	0	0	0.1	0.7	0.6	1.4	2	4.4	5.8	15.5	17.9	16.2	12.2	2	C25	
33	Nose, sinuses etc.	0	0.1	0	0	0.1	0	0	0	0.9	0.2	1.3	1	1	2.1	1.9	1.7	1.6	0.4	C30-C31	
116	Larynx	0	0	0	0	0	0	0	0	0	0.6	2	2.6	6.2	11.2	10.9	11.1	15.5	1.5	C32	
1289	Trachea/Bronchus/Lung	0	0	0	0	0.1	0.8	1.3	2.1	3.3	9	17.5	35.7	53.9	88	135.5	183.9	147.8	16.4	C33-C34	
28	Other Thoracic organs	0	0	0	0.4	0.1	0.3	0.4	0.3	0.4	0.6	0.7	0.3	0.6	0.9	0.6	1.7	0.8	0.4	C37-C38	
59	Bone	0	0.1	0.4	1.1	2.2	0.4	0.9	0.2	0.4	0.4	0.4	0.5	1.9	0.9	1.3	1.7	0	0.8	C40-C41	
18	Melanoma of Skin	0	0.1	0	0	0.1	0	0	0	0.4	0	0	0.3	0.6	1.3	1.9	1.7	1.6	0.2	C43	
206	Other Skin	0	0	0.1	0.1	0	0.1	0.6	0.9	0.7	0.8	3.3	4.7	5.8	13.3	21.1	28.9	30.2	2.6	C44	
2	Mesothelioma	0	0	0	0	0	0	0	0	0	0	0	0	0	0.4	0	0.9	0	0	C45	
2	Kaposi sarcoma	0	0	0	0	0	0	0	0	0.2	0	0	0	0	0	0.6	0	0	0	C46	
84	Connective/Soft tissue	0	0.4	0.4	0	1	0	0.4	0.3	0.7	1.2	2.6	2.6	2.3	5.2	3.8	2.6	4.9	1.1	C47-C49	
21	Breast	0	0	0	0	0	0	0	0	0.2	0.4	0	0.5	0.6	1.7	1.9	1.7	4.1	0.3	C50	
17	Penis	0	0	0	0	0	0.1	0	0	0.4	0.2	0.4	0.5	0.3	0	3.8	0.9	0.8	0.2	C60	
548	Prostate	0	0	0	0	0	0	0	0	0	0.8	1.3	3.4	13	37.8	79.9	109	117.6	7	C61	
82	Testis	0	0.7	0.1	0.5	0.7	1.2	2.6	1.4	2	1.8	1.1	0.5	0.3	0	1.3	0.9	0.8	1	C62	
7	Other male genital	0	0.1	0	0	0.4	0	0	0.2	0	0	0	0.3	0	0	0.6	0	0	0.1	C63	
144	Kidney	0	0.3	0	0.4	0	0	0	0.9	0.6	1.4	3.1	4.4	7.5	13.7	12.1	13.6	2.4	1.8	C64	
1	Renal Pelvis	0	0	0	0	0	0	0	0	0	0	0.2	0	0	0	0	0	0	0	C65	
6	Ureter	0	0	0	0	0	0	0	0	0	0	0	0	0	0.9	2.6	0	0	0.1	C66	
250	Bladder	0	0	0	0	0	0	0.3	0	0.4	1.8	3.1	3.6	8.4	16.7	23	39.2	50.6	3.2	C67	
4	Other Urinary organs	0	0	0	0	0	0	0	0	0	0	0	0	0.6	0.4	0.6	0	0	0.1	C68	
9	Eye	0	0.8	0	0	0	0	0	0	0	0	0	0.3	0	0	0.6	0	0.8	0.1	C69	
172	Brain, Nervous system	0	2.3	0.8	0.6	1.2	0.8	1.2	1.4	1.1	2.6	3.9	2.8	8.8	4.7	6.4	7.7	6.5	2.2	C70-C72	
79	Thyroid	0	0	0	0	0.1	0.6	1	0.5	0.6	1	2	2.6	4.5	2.6	6.4	1.7	4.1	1	C73	
6	Adrenal gland	0	0.3	0	0.1	0	0	0	0	0	0	0.2	0	0.3	0	0	0	0.8	0.1	C74	
9	Other Endocrine	0	0	0	0.1	0	0.1	0	0	0.2	0.2	0.2	0.5	0.3	0	0	0	0	0.1	C75	
49	Hodgkin disease	0	0	0.1	0	1	1.2	0.9	0.7	0.6	0.6	0.7	1	0.3	0.4	1.3	0.9	3.3	0.6	C81	
407	Non-Hodgkin lymphoma	0	0.7	0.8	0.6	2.2	3.2	1	2.4	5.6	5.4	6.4	13.4	15.6	19.3	28.8	27.2	18.8	5.2	C82-C85/C96	
0	Immunoproliferative dis.	0	0	0	0	0	0	0	0	0	0	0	0	0	0	0	0	0	0	C88	
82	Multiple Myeloma	0	0	0	0	0	0	0	0	0.4	1.4	2.6	2.6	4.2	6.9	7	5.1	4.1	1	C90	
103	Lymphoid Leukaemia	0	3.2	2.3	1.5	0.5	0.8	0.6	0.7	0.4	1.2	0.9	1.3	1.9	0.9	1.9	0.9	2.4	1.3	C91	
191	Myeloid Leukaemia	0	2.5	1	0.5	1.5	1.8	2.6	1.9	1.9	3	3.7	5.4	3.9	4.7	5.8	5.1	5.7	2.4	C92-C94	
98	Leukaemia unspec.	0	3.3	1.8	1.5	1.4	0.7	0.9	0.2	0.7	0.6	0.7	0.3	1	0.9	1.9	4.3	1.6	1.2	C95	
128	Other & unspecified	0	0.3	0	0.1	0.4	0.3	0.4	0.3	1.1	0.8	2	4.9	4.5	8.2	12.8	8.5	11.4	1.6	Other	
7202	All sites Total	0	16	8	9	14	15	18	27	41	72	116	191	273	443	623	746	718	91.8	109	All



APPENDIX 46: CANCER INCIDENCE BY SITES AND AGE GROUP, JOHOR, ALL RESIDENTS, FEMALES, 2007-2011

Site	All Ages	Age Unk.	0-4	5-9	10-14	15-19	20-24	25-29	30-34	35-39	40-44	45-49	50-54	55-59	60-64	65-69	70-74	75+ 75+	Crude Rate	ASR World	ICD (10th)
Lip	1	0	0	0	0	0	0	0	0	0	0	0	0	0	0	0	0	0	0	0	C00
Tongue	40	0	0	0	0	0	0	0.2	0	0.4	0.8	0.9	2.2	1.4	2.2	1.4	4.3	3.5	0.5	0.6	C01-C02
Mouth	40	0	0	0	0	0	0	0	0	0	0.4	0.2	1.1	1.7	2.2	4.8	4.3	7.6	0.5	0.6	C03-C06
Salivary glands	35	0	0	0	0	0.4	0.1	0.3	0	0.2	1.5	0.7	0.5	1.7	1.3	2.1	3.4	0.7	0.5	0.5	C07-C08
Tonsil	6	0	0	0	0	0	0	0	0	0	0	0.5	0.5	0	0.4	0.7	0	0	0.1	0.1	C09
Other Oropharynx	2	0	0	0	0	0	0	0	0	0	0	0	0	0	0	0	0.9	0.7	0	0	C10
Nasopharynx	172	0	0.1	0	0.3	0	0.3	0.8	2.5	3.3	4.8	6.6	8.1	6.9	8.9	3.4	1.7	2.8	2.3	2.4	C11
Hypopharynx	10	0	0	0	0	0	0.1	0.2	0	0	0	0	0.3	0.3	0.9	0	3.4	0	0.1	0.2	C12-C13
Pharynx unspec.	3	0	0	0	0	0	0	0	0	0	0.2	0	0	0.3	0.4	0	0	0	0	0	C14
Oesophagus	47	0	0	0	0	0	0	0	0	0	0.6	0.5	1.9	1.4	4.9	4.8	2.6	6.9	0.6	0.7	C15
Stomach	208	0	0	0	0	0.3	0.4	0.5	0.8	1	2.5	3.8	5.7	7.6	10.2	17.1	23.8	30.5	2.8	3.2	C16
Small intestine	12	0	0	0	0	0	0	0	0	0	0	0	0.3	0.7	0.4	2.1	0.9	2.8	0.2	0.2	C17
Colon	490	0	0	0	0.3	0	0.4	0.9	1.9	4.1	4.4	5.5	11	23.7	30.7	38.4	57.9	69.9	6.6	7.5	C18
Rectum	420	0	0	0.1	0	0.1	0.1	0.3	1.3	3.9	4.8	8.5	14	17.5	21.8	32.9	50.2	49.1	5.7	6.4	C19-C20
Anus	10	0	0	0	0	0	0	0	0	0	0.4	0.2	0.3	0.3	0	0.7	1.7	1.4	0.1	0.1	C21
Liver	144	0	0.3	0	0	0.1	0.3	0.2	0.6	1.6	2.3	2.1	3.5	4.8	8.5	13	13.6	18	1.9	2.2	C22
Gallbladder etc.	55	0	0	0	0	0	0	0	0.2	0.2	0.4	0.5	1.1	2.7	3.1	4.1	7.7	10.4	0.7	0.8	C23-C24
Pancreas	119	0	0	0	0	0	0.3	0.2	0.8	0.4	1.7	0.9	1.3	7.9	8	13.7	9.4	14.5	1.6	1.9	C25
Nose, sinuses etc.	14	0	0	0	0	0	0	0.2	0.2	0.2	0.6	0.2	0.5	0	0.4	1.4	1.7	0.7	0.2	0.2	C30-C31
Larynx	10	0	0.1	0	0	0	0	0	0	0	0	0	0	0.3	0	0	0.9	0.7	0.1	0.1	C32
Trachea, Bronchus, Lung	487	0	0	0	0	0	0	0.3	0.9	2.4	5.4	12.1	11.3	21.7	32.5	45.9	55.3	56.1	6.6	7.6	C33-C34
Other Thoracic organs	12	0	0	0.1	0.1	0	0.1	0.3	0	0.2	0	0.7	0	0.3	0.4	0	0.9	0	0.2	0.2	C37-C38
Bone	41	0	0.3	0.1	1	0.7	0.6	0.5	0.2	0.2	0.8	0.2	0.3	0.7	0.4	1.4	1.7	2.8	0.6	0.6	C40-C41
Melanoma of Skin	18	0	0	0	0	0	0	0.2	0	0.4	0	0.2	0.8	1	0.4	2.1	0.9	2.1	0.2	0.3	C43
Other Skin	157	0	0.1	0	0.1	0.1	0.3	0.3	0.9	0.4	1	0.9	3.2	5.5	7.1	8.9	21.3	36	2.1	2.4	C44
Mesothelioma	2	0	0	0	0	0	0	0	0	0	0	0	0	0.3	0	0	0.9	0	0	0	C45
Kaposi sarcoma	0	0	0	0	0	0	0	0	0	0	0	0	0	0	0	0	0	0	0	0	C46
Connective Soft tissue	69	0	0.1	0.3	0.4	0.9	0.3	1.2	0.2	0.8	1.7	1.9	0.8	2.1	3.1	2.7	2.6	2.1	0.9	1	C47-C49
Breast	2792	0	0	0	0	0	1.3	5.2	21.4	43.3	77.1	119.2	127.6	148.5	125.2	109.6	88.5	62.3	37.7	39.8	C50
Vulva	18	0	0	0	0	0	0	0	0.2	0.2	0	0	0.8	1.4	0.9	1.4	2.6	1.4	0.2	0.3	C51
Vagina	19	0	0	0	0	0	0	0.2	0	0	0	0.5	0.3	0.7	0.4	2.1	4.3	2.8	0.3	0.3	C52
Cervix Uteri	518	0	0	0	0	0	0	1.5	3.2	5.7	9.8	20.1	21.3	29.6	26.3	21.2	34	24.2	7	7.6	C53
Corpus Uteri	326	0	0	0	0	0	0	0.8	1.3	3.9	6.6	8.5	14	21.3	19.6	18.5	20.4	11.8	4.4	4.8	C54
Uterus unspec.	52	0	0	0	0	0	0.2	0.6	0.8	1.7	2.4	2.4	0.5	2.4	4.9	1.4	1.7	1.4	0.7	0.8	C55
Ovary	446	0	0.3	0	0.7	1.6	2.4	2	3.4	4.7	9.1	16.1	19.4	22.3	18.3	19.2	21.3	9.7	6	6.4	C56
Other Female Genital	7	0	0	0	0	0	0	0	0.4	0	0.2	0.2	0	0.7	0	0	0	0	0.1	0.1	C57
Placenta	8	0	0	0	0	0	0.1	0	0.4	0.4	0.2	0.5	0	0	0	0	0	0	0.1	0.1	C58
Kidney	62	0	0.1	0	0.1	0	0.3	0	0.2	0.4	0.8	2.1	1.9	3.8	4.5	2.7	2.6	4.8	0.8	0.9	C64
Renal Pelvis	0	0	0	0	0	0	0	0	0	0	0	0	0	0	0	0	0	0	0	0	C65
Ureter	1	0	0	0	0	0	0	0	0	0	0	0	0.3	0	0	0	0	0	0	0	C66
Bladder	58	0	0	0	0	0	0	0	0.2	0	0.8	1.4	1.9	2.4	3.6	2.7	8.5	7.6	0.8	0.9	C67
Other Urinary organs	1	0	0	0	0	0	0	0	0	0	0	0	0	0	0.4	0	0	0	0	0	C68
Eye	9	0	0.4	0.1	0	0	0	0	0	0	0	0.5	0.3	0.3	0.4	0	0	0	0.1	0.1	C69
Brain, Nervous system	124	0	1	1.2	1.6	0.7	0.3	1.1	0.8	1.2	1.9	3.1	4.6	2.4	3.6	8.2	3.4	1.4	1.7	1.8	C70-C72
Thyroid	265	0	0	0.1	0.4	0.7	2.6	3.9	4.7	5.9	5	5.5	8.9	8.6	8.5	12.3	6.8	5.5	3.6	3.6	C73
Adrenal gland	7	0	0.1	0.1	0	0.1	0.1	0.2	0	0.2	0	0	0	0	0	0	0	0.7	0.1	0.1	C74
Other Endocrine	5	0	0	0	0	0	0	0	0.2	0	0.2	0.5	0	0.3	0	0	0	0	0.1	0.1	C75
Hodgkin disease	35	0	0	0	0.1	0.6	1.2	0.9	0.4	0	0.4	0.9	0.3	1	0	0	0.9	2.1	0.5	0.5	C81
Non-Hodgkin lymphoma	285	0	1.2	0.4	0.8	2.8	2.2	2.3	1.7	2.9	3.5	6.9	8.3	6.5	13.8	18.5	17.9	13.8	3.8	4.2	C82-C85,C96
Immunoproliferative dis.	1	0	0	0	0	0	0	0	0	0	0	0	0	0	0.4	0	0	0	0	0	C88
Multiple Myeloma	55	0	0	0	0	0	0	0	0	0.4	0.4	1.2	1.9	2.7	4.5	4.1	6	5.5	0.7	0.9	C90
Lymphoid Leukaemia	66	0	2.1	1.8	1	0.4	0.6	0.6	0.2	0.2	0.4	0.9	1.1	1.4	0.9	0.7	0.9	0.7	0.9	0.9	C91
Myeloid Leukaemia	148	0	1.2	0.4	0.7	0.7	1.6	1.2	2.1	2.7	1.9	3.3	4	5.8	4.9	2.1	3.4	6.9	2	2	C92-C94
Leukaemia unspec.	74	0	2.9	1.6	0.7	1	0	0.5	0.2	0	0	1.2	0.5	1.4	2.2	2.7	1.7	2.8	1	1.1	C95
Other & unspecified	104	0	0.3	0.1	0	0	0.9	0.8	0.9	1	1.2	1.9	3.5	3.8	4.9	4.8	11.1	7.6	1.4	1.5	Other
All sites Total	8110	0	11	7	8	11	17	27	53	93	156	244	290	378	398	435	511	493	109.5	118.7	All



APPENDIX 47: NUMBER OF NEW CANCER CASES BY SITES AND AGE GROUP, SABAH, ALL RESIDENTS, MALES, 2007-2011

Site	All Ages	Age Unk.	0- 4	5- 9	10- 14	15- 19	20- 24	25- 29	30- 34	35- 39	40- 44	45- 49	50- 54	55- 59	60- 64	65- 69	70- 74	75+ 75+	% of Total	ICD (10th)
Lip	2		0	0	0	0	0	0	0	0	0	2	0	0	0	0	0	0	0.10%	C00
Tongue	32	0	0	0	0	1	0	1	0	0	1	2	3	4	3	8	5	4	0.90%	C01-C02
Mouth	32	0	0	0	0	0	0	3	2	3	3	3	3	3	4	2	3	6	0.90%	C03-C06
Salivary glands	17	0	0	0	0	1	2	1	1	2	0	0	1	2	2	2	2	1	0.50%	C07-C08
Tonsil	9	0	0	0	0	0	0	0	0	0	0	1	2	0	2	3	1	0	0.30%	C09
Other Oropharynx	5	0	0	0	0	0	0	0	0	0	0	0	0	0	1	0	3	1	0.10%	C10
Nasopharynx	369	0	0	2	5	8	11	12	18	23	35	64	55	48	31	27	19	11	10.50%	C11
Hypopharynx	24	0	1	0	0	0	0	0	0	0	1	0	0	1	3	7	6	5	0.70%	C12-C13
Pharynx unspec.	3	0	0	0	0	0	0	0	0	0	0	0	0	1	1	0	0	1	0.10%	C14
Oesophagus	48	0	0	0	0	0	0	0	1	0	1	3	5	8	1	9	10	10	1.40%	C15
Stomach	253	0	0	0	0	0	1	4	3	7	11	20	19	32	29	44	40	43	7.20%	C16
Small intestine	17	0	0	0	0	0	0	0	1	0	3	1	3	2	3	3	1	0	0.50%	C17
Colon	336	0	0	0	0	0	4	11	9	13	20	18	35	41	44	40	40	61	9.50%	C18
Rectum	174	0	0	0	0	0	1	2	5	6	14	20	24	19	15	31	13	24	4.90%	C19-C20
Anus	9	0	0	0	0	0	0	1	0	1	1	1	0	0	1	1	3	1	0.30%	C21
Liver	236	0	1	0	1	0	0	2	4	7	15	19	31	33	40	35	25	23	6.70%	C22
Gallbladder etc.	24	0	0	0	0	0	1	1	0	0	1	2	2	4	3	3	4	3	0.70%	C23-C24
Pancreas	49	0	0	0	0	0	1	0	1	1	2	5	3	7	6	9	5	9	1.40%	C25
Nose, sinuses etc.	18	0	0	0	1	0	0	1	1	0	3	1	3	0	2	4	2	0	0.50%	C30-C31
Larynx	35	0	0	0	0	0	0	0	0	1	0	3	3	5	7	5	7	4	1.00%	C32
Trachea, Bronchus, Lung	482	0	0	0	0	1	0	5	3	12	18	42	50	68	78	86	56	63	13.70%	C33-C34
Other Thoracic organs	29	0	0	0	0	0	0	0	0	4	1	2	4	2	3	8	2	3	0.80%	C37-C38
Bone	33	0	0	1	4	7	6	1	1	2	2	2	1	3	3	1	2	0	0.90%	C40-C41
Melanoma of Skin	33	0	0	0	0	1	0	1	1	2	1	1	6	3	6	4	3	4	0.90%	C43
Other Skin	125	0	0	0	0	0	0	4	4	6	4	6	9	12	13	20	25	26	3.50%	C44
Mesothelioma	4	0	0	0	0	0	0	0	0	0	0	0	1	1	0	1	0	1	0.10%	C45
Kaposi sarcoma	5	0	0	0	0	0	1	0	1	0	1	0	1	0	0	0	0	0	0.10%	C46
Connective, Soft tissue	31	0	2	1	0	1	1	0	2	3	2	2	2	3	2	7	0	3	0.90%	C47-C49
Breast	14	0	0	0	0	0	0	0	0	0	2	3	1	3	0	2	3	0	0.40%	C50
Penis	14	0	1	0	0	0	0	0	1	1	3	2	2	3	0	1	0	0	0.40%	C60
Prostate	199	0	0	0	0	1	0	0	0	0	0	0	10	19	26	41	42	60	5.70%	C61
Testis	32	0	8	0	0	2	5	3	3	5	2	0	2	1	0	0	1	0	0.90%	C62
Other male genital	1	0	0	0	0	0	0	0	1	0	0	1	0	0	0	0	0	0	0.00%	C63
Kidney	32	0	3	0	0	0	0	0	1	1	2	1	7	5	5	3	3	1	0.90%	C64
Renal Pelvis	0	0	0	0	0	0	0	0	0	0	0	0	0	0	0	0	0	0	0.00%	C65
Ureter	1	0	0	0	0	0	0	0	0	0	0	0	0	0	0	0	1	0	0.00%	C66
Bladder	73	0	0	1	0	1	0	0	1	1	2	6	8	8	3	16	13	13	2.10%	C67
Other Urinary organs	1	0	0	0	0	0	0	0	0	0	0	0	0	0	0	0	0	1	0.00%	C68
Eye	14	0	9	0	0	0	0	0	0	0	0	3	2	0	1	0	0	0	0.40%	C69
Brain, Nervous system	80	0	8	3	3	5	3	6	4	3	7	4	8	8	3	10	6	4	2.30%	C70-C72
Thyroid	55	0	0	0	2	0	0	2	0	2	5	5	9	8	3	10	6	3	1.60%	C73
Adrenal gland	6	0	0	0	0	0	0	1	0	0	0	1	0	1	1	0	1	0	0.20%	C74
Other Endocrine	1	0	0	0	0	0	0	0	0	0	0	0	0	1	0	0	0	0	0.00%	C75
Hodgkin disease	20	0	0	0	1	2	3	0	2	1	0	3	1	2	2	1	0	2	0.60%	C81
Non-Hodgkin lymphoma	241	0	3	8	6	12	3	9	13	11	13	23	31	22	27	21	21	18	6.80%	C82-C85-C96
Immunoproliferative dis.	0	0	0	0	0	0	0	0	0	0	0	0	0	0	0	0	0	0	0.00%	C88
Multiple Myeloma	32	0	0	0	0	0	0	1	0	0	1	4	5	6	3	6	3	3	0.90%	C90
Lymphoid Leukaemia	95	0	32	24	7	8	3	5	2	4	1	1	4	2	1	0	0	1	2.70%	C91
Myeloid Leukaemia	112	0	10	6	7	6	13	5	6	7	4	6	9	11	3	8	7	4	3.20%	C92-C94
Leukaemia unspec.	5	0	0	1	0	0	0	0	0	1	1	0	0	1	0	1	0	0	0.10%	C95
Other & unspecified	60	0	4	2	2	0	1	0	0	2	1	1	5	16	7	9	4	6	1.70%	Other
All sites Total	3522	0	82	49	39	57	60	77	92	129	184	282	372	418	385	485	388	423	100.00%	All



APPENDIX 48: NUMBER OF NEW CANCER CASES BY SITES AND AGE GROUP, SABAH, ALL RESIDENTS, FEMALES, 2007-2011

Site	All Ages	Age Unk.	0-4	5-9	10-14	15-19	20-24	25-29	30-34	35-39	40-44	45-49	50-54	55-59	60-64	65-69	70-74	75+	% of Total	IOD (10th)
Lip	17	0	0	0	0	0	0	0	0	0	1	0	2	2	3	3	4	2	0.40%	C00
Tongue	22	0	0	0	1	1	0	1	1	1	2	2	6	1	1	1	2	2	0.50%	C01-C02
Mouth	41	0	0	0	0	1	1	2	1	2	2	0	4	3	2	12	7	5	1.00%	C03-C06
Salivary glands	18	0	0	1	1	0	3	1	1	1	1	2	1	3	1	0	2	0	0.40%	C07-C08
Tonsil	3	0	0	0	0	0	0	0	0	0	0	0	0	2	0	1	0	0	0.10%	C09
Other Oropharynx	4	0	0	0	0	0	0	0	0	0	0	1	0	0	1	0	1	1	0.10%	C10
Nasopharynx	152	0	0	1	2	2	6	4	4	15	15	27	28	15	8	10	10	5	3.80%	C11
Hypopharynx	10	0	0	0	0	0	1	0	0	0	0	1	2	2	2	0	2	0	0.20%	C12-C13
Pharynx unspec.	0	0	0	0	0	0	0	0	0	0	0	0	0	0	0	0	0	0	0.00%	C14
Oesophagus	28	0	0	0	0	0	0	0	0	0	0	1	3	6	3	2	6	5	0.70%	C15
Stomach	183	0	0	0	0	1	4	4	3	9	8	12	21	24	13	27	22	35	4.50%	C16
Small intestine	14	0	0	0	0	0	1	0	0	2	0	1	2	1	1	2	2	2	0.30%	C17
Colon	253	0	0	0	0	1	4	10	5	10	13	24	33	30	28	30	30	35	6.30%	C18
Rectum	104	0	0	0	0	0	1	3	1	3	7	10	14	15	9	12	11	18	2.60%	C19-C20
Anus	10	0	0	0	0	0	0	0	0	0	0	1	3	1	0	1	2	1	0.20%	C21
Liver	84	0	1	0	0	1	1	1	1	3	1	5	4	14	16	9	18	9	2.10%	C22
Gallbladder etc.	16	0	0	0	0	0	0	0	2	0	1	0	2	1	1	5	0	4	0.40%	C23-C24
Pancreas	40	0	0	0	0	0	1	1	1	0	6	5	3	4	4	7	4	4	1.00%	C25
Nose, sinuses etc.	7	0	0	0	0	0	0	0	0	0	1	1	1	1	1	0	0	2	0.20%	C30-C31
Larynx	6	0	0	0	0	0	0	0	0	0	0	0	1	0	2	0	1	2	0.10%	C32
Trachea, Bronchus, Lung	294	0	0	0	0	0	1	5	4	9	9	26	30	34	37	58	43	38	7.30%	C33-C34
Other Thoracic organs	27	0	0	0	0	0	0	1	1	0	2	1	4	5	2	3	5	4	0.70%	C37-C38
Bone	27	0	0	1	6	8	1	1	1	0	1	2	1	1	2	1	0	1	0.70%	C40-C41
Melanoma of Skin	16	0	0	0	0	0	0	1	0	1	1	0	2	2	2	2	2	3	0.40%	C43
Other Skin	148	0	0	0	0	1	1	3	3	1	4	15	12	15	12	26	18	37	3.70%	C44
Mesothelioma	1	0	0	0	0	0	0	0	0	0	0	0	0	1	0	0	0	0	0.00%	C45
Kaposi sarcoma	0	0	0	0	0	0	0	0	0	0	0	0	0	0	0	0	0	0	0.00%	C46
Connective Soft tissue	35	0	5	1	3	2	2	3	1	3	0	3	2	2	0	2	4	2	0.90%	C47-C49
Breast	805	0	0	0	0	0	6	13	35	77	126	170	128	96	55	42	33	24	19.90%	C50
Vulva	7	0	0	0	0	0	0	0	1	0	0	2	1	1	1	0	0	1	0.20%	C51
Vagina	18	0	0	0	0	0	0	1	0	2	3	1	0	4	1	3	2	1	0.40%	C52
Cervix Uteri	471	0	0	0	0	0	2	13	21	44	75	86	83	52	32	27	21	15	11.60%	C53
Corpus Uteri	119	0	0	0	0	0	0	3	5	10	10	19	22	22	9	6	6	7	2.90%	C54
Uterus unspec.	81	0	0	0	0	0	0	2	2	7	14	14	15	12	5	1	5	3	2.00%	C55
Ovary	259	0	1	1	4	13	18	8	9	19	28	45	36	28	19	16	6	8	6.40%	C56
Other Female Genital	4	0	0	0	0	0	0	0	0	0	1	0	1	0	0	1	0	0	0.10%	C57
Placenta	9	0	0	0	0	1	2	1	2	3	0	0	0	0	0	0	0	0	0.20%	C58
Kidney	17	0	2	0	1	0	2	1	0	1	1	1	2	2	1	0	2	1	0.40%	C64
Renal Pelvis	0	0	0	0	0	0	0	0	0	0	0	0	0	0	0	0	0	0	0.00%	C65
Ureter	0	0	0	0	0	0	0	0	0	0	0	0	0	0	0	0	0	0	0.00%	C66
Bladder	30	0	0	0	0	0	0	0	3	0	1	4	3	4	6	4	1	4	0.70%	C67
Other Urinary organs	4	0	0	0	0	0	0	0	0	0	0	0	1	0	1	0	0	2	0.10%	C68
Eye	10	0	7	0	0	2	0	0	0	0	0	1	0	0	0	0	0	0	0.20%	C69
Brain, Nervous system	68	0	4	4	5	1	5	4	3	1	5	7	8	4	3	5	6	3	1.70%	C70-C72
Thyroid	135	0	0	1	0	2	9	7	8	16	15	19	17	13	5	12	4	7	3.30%	C73
Adrenal gland	9	0	1	1	0	0	0	0	1	1	0	1	1	0	0	0	1	0	0.20%	C74
Other Endocrine	1	0	0	0	0	0	0	0	0	0	0	0	0	1	0	0	0	0	0.00%	C75
Hodgkin disease	18	0	0	0	0	0	4	3	1	0	0	1	0	0	1	1	1	1	0.40%	C81
Non-Hodgkin Lymphoma	177	0	1	5	6	7	10	6	7	8	12	17	24	16	17	10	14	17	4.40%	C82-C85,C96
Immunoproliferative dis.	0	0	0	0	0	0	0	0	0	0	0	0	0	0	0	0	0	0	0.00%	C88
Multiple Myeloma	31	0	0	0	0	0	0	0	0	2	3	2	6	3	6	4	4	1	0.80%	C90
Lymphoid Leukaemia	64	0	19	18	9	4	0	2	0	3	3	1	1	0	0	1	0	3	1.60%	C91
Myeloid Leukaemia	87	0	9	4	2	5	8	2	5	8	10	5	10	9	6	0	3	1	2.20%	C92-C94
Leukaemia unspec.	2	0	0	0	0	0	0	0	0	0	0	1	1	0	0	0	0	0	0.00%	C95
Other & unspecified	59	0	3	2	1	4	3	1	2	2	5	5	8	6	5	3	3	6	1.50%	Other
All sites Total	4045	0	53	40	41	61	100	107	134	265	388	544	548	458	324	352	308	322	100.00%	All



APPENDIX 49: CANCER INCIDENCE BY SITES AND AGE GROUP, SABAH, ALL RESIDENTS, MALES, 2007-2011

Site	All Ages	Age Unk.	0- 4	5- 9	10- 14	15- 19	20- 24	25- 29	30- 34	35- 39	40- 44	45- 49	50- 54	55- 59	60- 64	65- 69	70- 74	75+	Crude Rate	ASR World (10th)	ICD (10th)
Lip	2		0	0	0	0	0	0	0	0	0.6	0	0	0	0	0	0	0	0	0	C00
Tongue	32	0	0	0	0	0.1	0.2	0	0	0	0.3	0.7	1.2	2.4	2.8	9.5	8.9	6.2	0.5	0.9	C01-C02
Mouth	32	0	0	0	0	0	0.6	0.5	0.9	0	0	1	1.2	1.8	3.7	2.4	5.3	9.2	0.5	0.8	C03-C06
Salivary glands	17	0	0	0	0	0.1	0.3	0.2	0.3	0.6	0	0	0.4	1.2	1.9	2.4	3.5	1.5	0.3	0.4	C07-C08
Tonsil	9	0	0	0	0	0	0	0	0	0	0	0.3	0.8	0	1.9	3.6	1.8	0	0.2	0.3	C09
Other Oropharynx	5	0	0	0	0	0	0	0	0	0	0	0	0	0	0.9	0	5.3	1.5	0.1	0.2	C10
Nasopharynx	369	0	0	0.3	0.7	1.2	1.9	2.2	4.7	6.6	10.5	20.8	22	28.5	29	32	33.6	16.9	6.2	8.5	C11
Hypopharynx	24	0	0.1	0	0	0	0	0	0	0	0.3	0	0	0.6	2.8	8.3	10.6	7.7	0.4	0.8	C12-C13
Pharynx unspec.	3	0	0	0	0	0	0	0	0	0	0	0	0.4	0.6	0	0	0	1.5	0.1	0.1	C14
Oesophagus	48	0	0	0	0	0	0	0	0.3	0	0.3	1	2	4.7	0.9	10.7	17.7	15.4	0.8	1.4	C15
Stomach	253	0	0	0	0	0	0.2	0.7	0.8	2	3.3	6.5	7.6	19	27.1	52.1	70.8	66.2	4.2	7.4	C16
Small intestine	17	0	0	0	0	0	0	0.3	0	0.3	0.9	0.3	1.2	1.2	2.8	3.6	1.8	0	0.3	0.5	C17
Colon	336	0	0	0	0	0	0.7	2.1	2.4	3.7	6	5.9	14	24.3	41.1	47.3	70.8	93.9	5.6	9.3	C18
Rectum	174	0	0	0	0	0	0.2	0.4	1.3	1.7	4.2	6.5	9.6	11.3	14	36.7	23	36.9	2.9	4.7	C19-C20
Anus	9	0	0	0	0	0	0	0	0.3	0	0.3	0.3	0	0	0.9	1.2	5.3	1.5	0.2	0.3	C21
Liver	236	0	0.1	0	0.1	0	0.4	1	2	4.5	6.2	13.7	20	40.4	72.9	101.8	99.1	96.9	8.1	14	C22
Gallbladder etc.	24	0	0	0	0	0	0.2	0.2	0	0	0.3	0.7	0.8	2.4	2.8	3.6	7.1	4.6	0.4	0.7	C23-C24
Pancreas	49	0	0	0	0	0	0.2	0	0.3	0.3	0.6	1.6	1.2	4.2	5.6	10.7	8.9	13.8	0.8	1.4	C25
Nose, sinuses etc.	18	0	0	0	0.1	0	0	0.2	0.3	0	0.9	0.3	1.2	0	1.9	4.7	3.5	0	0.3	0.5	C30-C31
Larynx	35	0	0	0	0	0	0	0	0.3	0	0.3	0	1.2	3	6.5	5.9	12.4	6.2	0.6	1.1	C32
Trachea, Bronchus, Lung	482	0	0	0	0	0.1	0	0.9	0.8	3.4	5.4	13.7	20	40.4	72.9	101.8	99.1	96.9	8.1	14	C33-C34
Other Thoracic organs	29	0	0	0	0	0	0	0	1.1	0.3	0.7	0.7	1.6	1.2	2.8	9.5	3.5	4.6	0.5	0.8	C37-C38
Bone	33	0	0	0.1	0.6	1	1	0.2	0.3	0	0.6	0.7	0	1.8	0.9	3.6	3.5	0	0.6	0.6	C40-C41
Melanoma of Skin	33	0	0	0	0	0.1	0	0.2	0.3	0.6	0.3	0.3	2.4	1.8	5.6	4.7	5.3	6.2	0.6	0.9	C43
Other Skin	125	0	0	0	0	0	0	0	1	1.7	1.2	2	3.6	7.1	12.2	23.7	44.3	40	2.1	3.7	C44
Mesothelioma	4	0	0	0	0	0	0	0	0	0	0	0.3	0.4	0	0	1.2	0	1.5	0.1	0.1	C45
Kaposi sarcoma	5	0	0	0	0	0	0.2	0	0.3	0	0.3	0	0.4	0.6	0	0	0	0	0.1	0.1	C46
Connective Soft tissue	31	0	0.3	0.1	0	0.1	0.2	0	0.5	0.9	0.6	0.7	0.8	1.8	1.9	8.3	0	4.6	0.5	0.8	C47-C49
Breast	14	0	0	0	0	0	0	0	0	0	0.6	1	0.4	1.8	0	2.4	5.3	0	0.2	0.4	C50
Penis	14	0	0.1	0	0	0	0	0	0.3	0.3	0.9	0.7	0.8	1.8	0	1.2	0	0	0.2	0.3	C60
Prostate	199	0	0	0	0	0.1	0	0	0	0	0	0	4	11.3	24.3	48.5	74.3	92.3	3.3	6.4	C61
Testis	32	0	1.1	0	0	0.3	0.9	0.6	0.8	1.4	0.6	0	0.8	0.6	0	0	1.8	0	0.5	0.5	C62
Other male genital	1	0	0	0	0	0	0	0	0	0	0	0.3	0	0	0	0	0	0	0	0	C63
Kidney	32	0	0.4	0	0	0	0	0	0.3	0.3	0.6	0.3	2.8	3	4.7	3.6	5.3	1.5	0.5	0.8	C64
Renal Pelvis	0	0	0	0	0	0	0	0	0	0	0	0	0	0	0	0	1.8	0	0	0	C65
Ureter	1	0	0	0	0	0	0	0	0	0	0	0	0	0	0	0	0	0	0	0	C66
Bladder	73	0	0	0.1	0	0.1	0	0	0.3	0.3	0.6	2	3.2	4.7	2.8	18.9	23	20	1.2	2.1	C67
Other Urinary organs	1	0	0	0	0	0	0	0	0	0	0	0	0	0	0	0	0	1.5	0	0	C68
Eye	14	0	1.3	0	0	0	0	0	0	0	0	1	0.8	0	0	0	0	0	0.2	0.3	C69
Brain, Nervous system	80	0	1.1	0.4	0.4	0.7	0.5	1.1	1	0.9	2.1	1.3	3.2	4.7	3.7	4.7	10.6	6.2	1.3	1.7	C70-C72
Thyroid	55	0	0	0	0.3	0	0	0.4	0	0.6	1.5	1.6	3.6	4.7	2.8	11.8	10.6	4.6	0.9	1.4	C73
Adrenal gland	6	0	0	0	0	0	0	0.2	0	0	0.3	0	0.8	0	0.9	0	1.8	0	0.1	0.1	C74
Other Endocrine	1	0	0	0	0	0	0	0	0	0	0	0	0	0.6	0	0	0	0	0	0	C75
Hodgkin disease	20	0	0	0	0.1	0.3	0.5	0	0.5	0.3	0	1	0.4	1.2	1.9	1.2	0	3.1	0.3	0.4	C81
Non-Hodgkin lymphoma	241	0	0.4	1.1	0.9	1.8	0.5	1.7	3.4	3.2	3.9	7.5	12.4	13.1	25.2	24.9	37.2	27.7	4	5.9	C82-C85;C96
Immunoproliferative dis.	0	0	0	0	0	0	0	0	0	0	0	0	0	0	0	0	0	0	0	0	C88
Multiple Myeloma	32	0	0	0	0	0	0	0.2	0	0	0.3	1.3	2	3.6	2.8	7.1	5.3	4.6	0.5	0.9	C90
Lymphoid Leukaemia	95	0	4.6	3.4	1	1.2	0.5	0.9	0.5	1.1	0.3	0.3	1.6	1.2	0.9	0	0	1.5	1.6	1.5	C91
Myeloid Leukaemia	112	0	1.4	0.9	1	0.9	2.3	0.9	1.6	2	1.2	2	3.6	6.5	2.8	9.5	12.4	6.2	1.9	2.3	C92-C94
Leukaemia unspec.	5	0	0	0.1	0	0	0	0	0	0.3	0.3	0	0	0.6	0	1.2	0	0	0.1	0.1	C95
Other & unspecified	60	0	0.6	0.3	0.3	0	0.2	0	0	0.6	0.3	0.3	2	9.5	6.5	10.7	7.1	9.2	1	1.6	Other
All sites Total	3522	0	12	7	6	8	10	14	24	37	55	92	149	248	360	574	687	651	58.9	93.6	All



APPENDIX 50: CANCER INCIDENCE BY SITES AND AGE GROUP, SABAH, ALL RESIDENTS, FEMALE, 2007-2011

Site	All Ages	Age Unk.	0-4	5-9	10-14	15-19	20-24	25-29	30-34	35-39	40-44	45-49	50-54	55-59	60-64	65-69	70-74	75+	Crude Rate	ASR World	ICD (10th)
Lip	17	0	0	0	0	0	0	0	0	0	0.3	0	0.9	1.4	3	4	7	3.2	0.3	0.6	C00
Tongue	22	0	0	0	0.2	0.1	0	0.2	0.3	0.3	0.6	0.7	2.8	0.7	1	1.3	3.5	3.2	0.4	0.5	C01-C02
Mouth	41	0	0	0	0	0	0.2	0.4	0.3	0.6	0.6	0	1.9	2.1	2	16	12.3	7.9	0.7	1.3	C03-C06
Salivary glands	18	0	0	0.1	0.2	0	0.5	0.2	0.3	0.3	0.3	0.7	0.5	2.1	1	0	3.5	0	0.3	0.4	C07-C08
Tonsil	3	0	0	0	0	0	0	0	0	0	0	0	0	1.4	0	1.3	0	0	0.1	0.1	C09
Other Oropharynx	4	0	0	0	0	0	0	0	0	0	0	0.4	0	0	0	1	1.8	1.6	0.1	0.1	C10
Nasopharynx	152	0	0	0.1	0.3	0.3	1	0.7	1	4.2	4.7	9.8	13	10.5	8	13.3	17.5	7.9	2.6	3.7	C11
Hypopharynx	10	0	0	0	0	0	0.2	0	0	0	0	0	0.9	1.4	2	0	3.5	0	0.2	0.3	C12-C13
Pharynx unspec.	0	0	0	0	0	0	0	0	0	0	0	0	0	0	0	0	0	0	0	0	C14
Oesophagus	28	0	0	0	0	0	0	0	0	0	0.3	1.1	0.9	4.2	3	2.7	10.5	7.9	0.5	0.9	C15
Stomach	183	0	0	0	0	0.1	0.7	0.7	0.8	2.5	2.5	4.4	9.8	16.8	13.1	36	38.6	55.6	3.2	5.4	C16
Small intestine	14	0	0	0	0	0	0.2	0	0	0.6	0	0.4	0.9	0.7	1	2.7	3.5	3.2	0.2	0.4	C17
Colon	253	0	0	0	0	0.1	0.7	1.8	1.3	2.8	4.1	8.7	15.4	21.1	28.1	40	52.6	55.6	4.4	7.3	C18
Rectum	104	0	0	0	0	0	0.2	0.6	0.3	0.8	2.2	3.6	6.5	10.5	9	16	19.3	28.6	1.8	3	C19-C20
Anus	10	0	0	0	0	0	0.2	0	0	0	0	0	1.4	0.7	0	1.3	3.5	1.6	0.2	0.3	C21
Liver	84	0	0.2	0	0	0.1	0.2	0.2	0.3	0.8	0.3	1.8	1.9	9.8	16.1	12	31.6	14.3	1.4	2.7	C22
Gallbladder etc.	16	0	0	0	0	0	0	0	0.5	0	0.3	0	0.9	0.7	1	6.7	0	6.4	0.3	0.5	C23-C24
Pancreas	40	0	0	0	0	0	0.2	0.2	0.3	0	1.9	1.8	1.4	2.8	4	9.3	7	6.4	0.7	1.2	C25
Nose, sinuses etc.	7	0	0	0	0	0	0	0	0	0	0.3	0.4	0.5	0.7	1	0	0	3.2	0.1	0.2	C30-C31
Larynx	6	0	0	0	0	0	0	0	0	0	0	0	0	0	2	0	1.8	3.2	0.1	0.2	C32
Trachea,Bronchus,Lung	294	0	0	0	0	0	0.2	0.9	1	2.5	2.8	9.5	14	23.9	37.2	77.3	75.4	60.3	5.1	9.2	C33-C34
Other Thoracic organs	27	0	0	0	0	0	0	0	0.3	0	0.6	0.4	1.9	3.5	2	4	8.8	6.4	0.5	0.8	C37-C38
Bone	27	0	0	0.1	0.9	1.2	0.2	0.2	0.3	0	0.3	0.7	0.5	0.7	2	1.3	0	1.6	0.5	0.5	C40-C41
Melanoma of Skin	16	0	0	0	0	0	0	0.2	0	0.3	0.3	0	0.9	1.4	2	2.7	3.5	4.8	0.3	0.5	C43
Other Skin	148	0	0	0	0	0.1	0.2	0.6	0.8	0.3	1.3	5.5	5.6	10.5	12.1	34.7	31.6	58.7	2.6	4.6	C44
Mesothelioma	1	0	0	0	0	0	0	0	0	0	0	0	0	0.7	0	0	0	0	0	0	C45
Kaposi sarcoma	0	0	0	0	0	0	0	0	0	0	0	0	0	0	0	0	0	0	0	0	C46
Connective,Soft tissue	35	0	0.8	0.1	0.5	0.3	0.3	0.6	0.3	0.8	0	1.1	0.9	1.4	0	2.7	7	3.2	0.6	0.8	C47,C49
Breast	805	0	0	0	0	0	1	2.4	9	21.7	39.6	61.9	59.5	67.4	55.3	56	57.9	38.1	13.9	19.7	C50
Vulva	7	0	0	0	0	0	0	0.3	0	0.6	0	0.7	0.5	0.7	1	0	0	1.6	0.1	0.2	C51
Vagina	18	0	0	0	0	0	0	0.2	0	0.6	0.9	0.4	0	2.8	1	4	3.5	1.6	0.3	0.5	C52
Cervix Uteri	471	0	0	0	0	0	0.3	2.4	5.4	12.4	23.6	31.3	38.6	36.5	32.2	36	36.8	23.8	8.1	11.6	C53
Corpus Uteri	119	0	0	0	0	0	0.6	1.3	2.8	3.1	6.9	10.2	15.4	19.7	9	8	10.5	11.1	2.1	3.1	C54
Uterus unspec.	81	0	0	0	0	0	0.3	0.4	0.3	2	4.4	5.1	7	8.4	5	1.3	8.8	4.8	1.4	2	C55
Ovary	259	0	0.2	0.1	0.6	1.9	3	1.5	2.3	5.4	8.8	16.4	16.7	19.7	19.1	21.3	10.5	12.7	4.5	6.1	C56
Other Female Genital	4	0	0	0	0	0	0	0	0	0.3	0.3	0	0.5	0	0	1.3	0	0	0.1	0.1	C57
Placenta	9	0	0	0	0	0.1	0.3	0.2	0.5	0.8	0	0	0	0	0	0	0	0	0.2	0.1	C58
Kidney	17	0	0.3	0	0.2	0	0.3	0.2	0	0.3	0.3	0.4	0.9	1.4	1	0	3.5	1.6	0.3	0.4	C64
Renal Pelvis	0	0	0	0	0	0	0	0	0	0	0	0	0	0	0	0	0	0	0	0	C65
Ureter	0	0	0	0	0	0	0	0	0	0	0	0	0	0	0	0	0	0	0	0	C66
Bladder	30	0	0	0	0	0	0	0	0.8	0	0.3	1.5	1.4	2.8	6	5.3	1.8	6.4	0.5	0.9	C67
Other Urinary organs	4	0	0	0	0	0	0	0	0	0	0	0	0.5	0	1	0	0	3.2	0.1	0.1	C68
Eye	10	0	1.1	0	0	0.3	0	0	0	0	0	0	0	0	0	0	0	0	0.2	0.2	C69
Brain, Nervous system	68	0	0.6	0.6	0.8	0.1	0.8	0.7	0.8	0.3	1.6	2.6	3.7	2.8	3	6.7	10.5	4.8	1.2	1.6	C70-C72
Thyroid	135	0	0	0.1	0	0.3	1.5	1.3	2.1	4.5	4.7	6.9	7.9	9.1	5	16	7	11.1	2.3	3.2	C73
Adrenal gland	9	0	0.2	0.1	0	0	0	0	0.3	0.3	0	0.4	0.5	0	0	2.7	1.8	0	0.2	0.2	C74
Other Endocrine	1	0	0	0	0	0	0	0	0	0	0	0	0	0.7	0	0	0	0	0	0	C75
Hodgkin disease	18	0	0	0	0	0.7	0.7	0.6	0.3	0	0	0.4	0	0	1	1.3	1.8	1.6	0.3	0.3	C81
Non-Hodgkin lymphoma	177	0	0.2	0.7	0.9	1	1.7	1.1	1.8	2.3	3.8	6.2	11.2	11.2	17.1	13.3	24.6	27	3.1	4.5	C82-C85,C96
Immunoproliferative dis.	0	0	0	0	0	0	0	0	0	0	0	0	0	0	0	0	0	0	0	0	C88
Multiple Myeloma	31	0	0	0	0	0	0	0	0	0.6	0.9	0.7	2.8	2.1	6	5.3	7	1.6	0.5	0.9	C90
Lymphoid Leukaemia	64	0	2.9	2.7	1.4	0.6	0	0.4	0	0.8	0.9	0.4	0.5	0	0	1.3	0	4.8	1.1	1.1	C91
Myeloid Leukaemia	87	0	1.4	0.6	0.3	0.7	1.3	0.4	1.3	2.3	3.1	1.8	4.7	6.3	6	0	5.3	1.6	1.5	1.8	C92-C94
Leukaemia unspec.	2	0	0	0	0	0	0	0	0	0	0	0.4	0.5	0	0	0	0	0	0	0	C95
Other & unspecified	59	0	0.5	0.3	0.2	0.6	0.5	0.2	0.5	0.6	1.6	1.8	3.7	4.2	5	4	5.3	9.5	1	1.4	Other
All sites Total	4045	0	8	6	6	9	17	20	35	75	122	198	255	321	326	469	540	511	698	105.4	All



APPENDIX 51: NUMBER OF NEW CANCER CASES BY SITES AND AGE GROUP, SARAWAK, ALL RESIDENTS, MALES, 2007-2011

Site	All Ages	Age Unk.	0- 4	5- 9	10- 14	15- 19	20- 24	25- 29	30- 34	35- 39	40- 44	45- 49	50- 54	55- 59	60- 64	65- 69	70- 74	75+ 75+	% of Total	ICD (10th)
Lip	1	0	0	0	0	0	0	0	0	0	0	0	0	0	0	0	0	1	0.00%	C00
Tongue	32	0	0	0	0	0	1	1	2	4	2	6	1	3	3	4	2	3	0.70%	C01-C02
Mouth	23	0	0	0	0	0	0	0	0	0	2	2	1	2	4	4	3	5	0.50%	C03-C06
Salivary glands	28	0	0	0	0	0	1	2	2	4	3	5	3	2	0	1	1	3	0.60%	C07-C08
Tonsil	7	0	0	0	0	0	0	0	0	1	1	1	0	1	0	0	2	1	0.20%	C09
Other Oropharynx	1	0	0	0	0	0	0	0	0	0	0	0	0	0	0	0	0	1	0.00%	C10
Nasopharynx	665	0	0	0	3	14	13	20	28	69	79	99	100	82	67	46	25	20	14.60%	C11
Hypopharynx	9	0	0	0	0	0	0	0	0	0	0	1	0	1	1	3	3	0	0.20%	C12-C13
Pharynx unspec.	2	0	0	0	0	0	0	0	0	0	0	1	0	0	1	0	0	0	0.00%	C14
Oesophagus	57	0	0	0	0	0	0	2	2	0	3	6	2	12	9	5	5	13	1.30%	C15
Stomach	337	0	0	0	0	0	0	2	1	14	23	19	28	33	59	50	43	65	7.40%	C16
Small intestine	6	0	0	0	0	0	0	0	0	0	0	2	2	2	2	0	0	0	0.10%	C17
Colon	349	0	0	0	1	0	1	5	12	9	16	28	42	43	47	44	42	59	7.70%	C18
Rectum	288	0	0	0	0	1	3	2	2	12	10	22	23	39	43	39	42	50	6.30%	C19-C20
Anus	1	0	0	0	0	0	0	0	0	0	0	0	1	0	0	0	0	0	0.00%	C21
Liver	289	0	0	0	0	0	1	2	7	10	14	11	35	58	63	31	26	31	6.40%	C22
Gallbladder etc.	54	0	0	0	0	0	0	1	0	4	0	3	4	12	11	22	14	7	1.20%	C23-C24
Pancreas	88	0	0	0	0	0	0	0	0	0	3	5	2	1	1	3	0	2	0.40%	C25
Nose, sinuses etc.	18	0	0	0	0	0	0	0	0	0	1	11	9	12	11	12	14	7	1.90%	C26
Larynx	75	0	0	0	0	0	0	0	1	0	2	3	12	10	12	13	8	14	1.60%	C32
Trachea, Bronchus, Lung	619	0	0	0	0	0	3	2	7	11	26	44	66	77	123	114	67	79	13.60%	C33-C34
Other Thoracic organs	8	0	0	0	0	0	1	1	0	2	0	0	1	1	1	0	0	0	0.20%	C37-C38
Bone	48	0	0	2	14	7	4	2	3	2	6	3	2	1	1	1	0	0	1.10%	C40-C41
Melanoma of Skin	30	0	0	0	0	0	1	0	2	1	4	2	3	4	2	7	1	3	0.70%	C43
Other Skin	110	0	0	0	0	0	1	1	2	1	3	9	13	13	14	14	11	28	2.40%	C44
Mesothelioma	1	0	0	0	0	0	0	0	0	0	0	0	1	0	0	0	0	0	0.00%	C45
Kaposi sarcoma	2	0	0	0	0	0	0	0	0	0	0	0	0	0	0	1	0	1	0.00%	C46
Connective, Soft tissue	57	0	1	0	3	4	4	1	2	6	6	2	10	4	5	7	0	2	1.30%	C47-C49
Breast	11	0	0	0	0	0	0	0	0	2	0	1	2	1	2	2	0	1	0.20%	C50
Penis	26	0	0	0	0	0	0	0	3	1	5	4	3	2	3	2	2	1	0.60%	C60
Prostate	206	0	0	0	0	0	0	0	0	0	0	0	4	12	45	43	35	57	4.50%	C61
Testis	54	0	11	3	2	5	8	7	7	3	1	2	3	1	0	0	1	0	1.20%	C62
Other male genital	1	0	0	0	0	0	0	0	0	0	0	0	0	0	0	0	0	1	0.00%	C63
Kidney	67	0	5	0	0	0	0	0	1	1	5	5	10	7	9	10	11	3	1.50%	C64
Renal Pelvis	0	0	0	0	0	0	0	0	0	0	0	0	0	0	0	0	0	0	0.00%	C65
Ureter	0	0	0	0	0	0	0	0	0	0	0	0	0	0	0	0	0	0	0.00%	C66
Bladder	95	0	0	0	0	0	0	0	0	2	2	7	9	13	16	11	18	17	2.10%	C67
Other Urinary organs	0	0	0	0	0	0	0	0	0	0	0	0	0	0	0	0	0	0	0.00%	C68
Eye	9	0	7	1	1	0	0	0	0	0	0	0	0	0	0	0	0	0	0.20%	C69
Brain, Nervous system	96	0	5	14	9	4	6	2	4	8	9	7	8	3	7	6	3	1	2.10%	C70-C72
Thyroid	41	0	0	0	1	1	0	3	0	3	3	3	4	8	6	4	3	2	0.90%	C73
Adrenal gland	9	0	5	2	0	0	0	0	0	0	0	0	0	0	1	0	0	0	0.20%	C74
Other Endocrine	11	0	3	0	3	3	0	0	0	1	0	1	0	0	0	0	0	0	0.20%	C75
Hodgkin disease	49	0	1	5	1	2	6	6	4	1	7	2	2	2	2	2	3	3	1.10%	C81
Non-Hodgkin lymphoma	310	0	4	10	6	12	12	9	11	8	22	20	38	30	46	34	24	24	6.80%	C82-C85C96
Immunoproliferative dis.	0	0	0	0	0	0	0	0	0	0	0	0	0	0	0	0	0	0	0.00%	C88
Multiple Myeloma	38	0	0	0	0	0	0	1	0	0	2	5	5	8	5	5	2	5	0.80%	C90
Lymphoid Leukaemia	96	0	28	10	15	3	4	2	3	4	0	1	6	5	3	3	6	3	2.10%	C91
Myeloid Leukaemia	121	0	7	3	5	4	8	6	4	11	7	9	13	10	14	12	3	5	2.70%	C92-C94
Leukaemia unspec.	31	0	6	0	1	1	2	1	0	2	0	2	4	3	2	2	2	3	0.70%	C95
Other & unspecified	73	0	0	0	0	0	1	1	2	3	5	7	12	8	8	10	7	9	1.60%	Other
All sites Total	4549	0	83	50	65	63	81	79	114	201	274	365	490	522	642	569	422	529	100.00%	All



APPENDIX 52: NUMBER OF NEW CANCER CASES BY SITES AND AGE GROUP, SARAWAK, ALL RESIDENTS, FEMALES, 2007-2011

Site	All Ages	Age Unk.	0- 4	5- 9	10- 14	15- 19	20- 24	25- 29	30- 34	35- 39	40- 44	45- 49	50- 54	55- 59	60- 64	65- 69	70- 74	75+ Total	% of Total	IOD (10th)
Lip	0	0	0	0	0	0	0	0	0	0	0	0	0	0	0	0	0	0	0.00%	C00
Tongue	30	0	0	0	0	0	0	2	1	3	2	1	4	3	3	2	4	5	0.60%	C01-C02
Mouth	30	0	0	0	0	0	0	1	1	1	1	3	1	6	1	4	4	7	0.60%	C03-C06
Salivary glands	44	0	0	0	2	2	1	2	2	4	5	4	4	4	4	3	5	2	0.80%	C07-C08
Tonsil	8	0	0	0	0	0	0	0	1	1	0	1	1	0	0	0	1	3	0.20%	C09
Other Oropharynx	0	0	0	0	0	0	0	0	0	0	0	0	0	0	0	0	0	0	0.00%	C10
Nasopharynx	258	0	0	0	0	6	12	9	20	27	33	38	37	22	23	17	6	8	5.00%	C11
Hypopharynx	4	0	0	0	0	0	0	0	0	0	0	0	0	1	1	1	1	0	0.10%	C12-C13
Pharynx unsp.	1	0	0	0	0	0	0	0	0	0	0	0	0	1	0	0	0	0	0.00%	C14
Oesophagus	34	0	0	0	0	0	0	0	1	1	1	1	5	5	6	4	4	7	0.70%	C15
Stomach	195	0	0	0	0	1	1	0	3	3	7	15	19	25	36	26	24	35	3.80%	C16
Small intestine	2	0	0	0	0	0	0	0	1	0	0	0	0	0	0	1	0	0	0.00%	C17
Colon	275	0	0	0	0	0	1	1	9	8	13	22	21	54	29	33	33	51	5.30%	C18
Rectum	229	0	0	0	0	1	1	5	3	5	10	19	13	34	34	34	26	45	4.40%	C19-C20
Anus	5	0	0	0	0	0	0	0	0	0	1	0	1	1	1	0	0	0	0.10%	C21
Liver	88	0	4	0	0	0	1	0	4	3	7	8	6	10	16	13	6	10	1.70%	C22
Gallbladder etc.	52	0	0	0	0	0	0	0	2	1	0	3	5	6	5	12	5	13	1.00%	C23-C24
Pancreas	51	0	0	0	0	0	0	0	0	0	5	2	12	8	9	3	3	9	1.00%	C25
Nose, sinuses etc.	12	0	0	0	0	0	1	0	0	0	3	0	2	2	0	0	3	1	0.20%	C30-C31
Larynx	19	0	0	0	0	0	0	0	0	0	0	3	1	1	4	6	2	2	0.40%	C32
Trachea/Bronchus/Lung	347	0	0	0	0	1	2	1	4	8	14	22	38	45	70	66	38	38	6.70%	C33-C34
Other Thoracic organs	12	0	0	0	0	1	1	0	2	0	2	0	2	0	3	2	0	1	0.20%	C37-C38
Bone	31	0	0	0	3	6	4	2	4	2	2	1	3	0	2	0	1	1	0.60%	C40-C41
Melanoma of Skin	24	0	1	0	0	1	0	1	1	1	4	0	1	3	2	3	2	4	0.50%	C43
Other Skin	90	0	0	0	0	1	0	1	0	2	3	4	8	6	9	12	13	31	1.70%	C44
Mesothelioma	4	0	0	0	0	0	0	0	0	0	0	0	0	0	0	1	1	0	0.10%	C45
Kaposi sarcoma	1	0	0	0	0	0	0	0	0	0	0	1	0	0	0	0	0	0	0.00%	C46
Connective Soft tissue	40	0	1	1	1	2	1	1	2	3	1	6	3	5	4	5	1	3	0.80%	C47,C49
Breast	1198	0	0	0	0	1	5	21	36	100	198	216	178	176	120	68	43	36	23.10%	C50
Vulva	20	0	0	0	0	0	0	0	0	0	1	2	2	3	4	3	0	5	0.40%	C51
Vagina	10	0	0	0	0	0	0	0	0	0	0	1	1	2	0	2	1	3	0.20%	C52
Cervix Uteri	640	0	0	0	0	0	4	6	27	76	86	112	96	68	55	37	40	33	12.30%	C53
Corpus Uteri	190	0	0	0	0	0	1	2	8	8	18	33	36	33	23	14	8	6	3.70%	C54
Uterus unsp.	21	0	0	0	0	0	0	0	1	1	2	4	6	4	2	0	1	0	0.40%	C55
Ovary	325	0	7	2	9	6	16	15	16	19	31	47	44	44	32	14	9	14	6.30%	C56
Other Female Genital	0	0	0	0	0	0	0	0	0	0	0	0	0	0	0	0	0	0	0.00%	C57
Placenta	13	0	0	0	0	0	1	4	1	4	1	2	0	0	0	0	0	0	0.30%	C58
Kidney	31	0	2	0	0	1	1	1	1	2	0	4	5	3	5	4	1	1	0.60%	C64
Renal Pelvis	0	0	0	0	0	0	0	0	0	0	0	0	0	0	0	0	0	0	0.00%	C65
Ureter	0	0	0	0	0	0	0	0	0	0	0	0	0	0	0	0	0	0	0.00%	C66
Bladder	29	0	0	0	0	0	0	0	1	0	0	1	4	2	2	10	3	6	0.60%	C67
Other Urinary organs	0	0	0	0	0	0	0	0	0	0	0	0	0	0	0	0	0	0	0.00%	C68
Eye	11	0	8	1	0	0	0	0	0	0	0	0	0	0	0	0	0	0	0.20%	C69
Brain, Nervous system	89	0	5	9	7	6	3	2	3	7	8	5	10	10	6	5	1	2	1.70%	C70-C72
Thyroid	161	0	0	0	2	7	5	11	11	10	18	18	24	19	8	19	6	3	3.10%	C73
Adrenal gland	8	0	3	2	0	0	0	0	0	1	1	0	0	0	1	0	0	0	0.20%	C74
Other Endocrine	1	0	0	0	1	0	0	0	0	0	0	1	0	0	0	0	0	0	0.00%	C75
Hodgkin disease	33	0	0	1	1	4	7	4	4	4	1	1	2	0	1	0	2	1	0.60%	C81
Non-Hodgkin Lymphoma	222	0	2	4	6	10	7	5	7	7	19	15	25	34	22	26	16	17	4.30%	C82-C85,C96
Immunoproliferative dis.	0	0	0	0	0	0	0	0	0	0	0	0	0	0	0	0	0	0	0.00%	C88
Multiple Myeloma	37	0	0	0	0	0	0	0	0	3	1	3	6	5	12	5	1	1	0.70%	C90
Lymphoid Leukaemia	72	0	36	9	5	2	0	0	0	0	1	2	4	2	0	4	1	4	1.40%	C91
Myeloid Leukaemia	103	0	6	6	6	2	7	7	3	7	4	12	12	11	6	7	2	5	2.00%	C92-C94
Leukaemia unsp.	21	0	1	1	3	1	1	0	0	1	1	0	2	1	1	2	4	2	0.40%	C95
Other & unspecified	64	0	1	0	0	0	1	1	2	4	1	10	4	7	8	5	8	12	1.20%	Other
All sites Total	5185	0	77	36	45	61	85	105	180	332	507	641	649	666	572	472	330	427	100.00%	All



APPENDIX 53: CANCER INCIDENCE BY SITES AND AGE GROUP, SARAWAK, ALL RESIDENTS, MALES, 2007-2011

Site	All Ages	Age Unk.	0- -4	5- -9	10- -14	15- -19	20- -24	25- -29	30- -34	35- -39	40- -44	45- -49	50- -54	55- -59	60- -64	65- -69	70- -74	75+ -79	Crude Rate	ASR World	ICD (10th)
Lip	1	0	0	0	0	0	0	0	0	0	0	0	0	0	0	0	0	0	0	0	C00
Tongue	32	0	0	0	0	0	0.2	0.2	0.5	1	0.5	1.7	0.3	1.3	1.5	3.1	2.4	2.8	0.5	0.6	C01-C02
Mouth	23	0	0	0	0	0	0	0	0	0	0.5	0.6	0.3	0.8	2	3.1	3.7	4.7	0.4	0.5	C03-C06
Salivary glands	28	0	0	0	0	0.2	0.2	0.5	0.5	1	0.8	1.4	1	0.8	0	0.8	1.2	2.8	0.5	0.5	C07-C08
Tonsil	7	0	0	0	0	0	0	0	0	0.3	0.3	0.3	0	0.4	0	0	2.4	0.9	0.1	0.1	C09
Other Oropharynx	1	0	0	0	0	0	0	0	0	0	0	0	0	0	0	0	0	0.9	0	0	C10
Nasopharynx	665	0	0	0	0.5	2.3	2.6	4.6	7.3	17.3	20.2	27.4	33	34.5	34	36.1	30.5	18.8	11.2	11.6	C11
Hypopharynx	9	0	0	0	0	0	0	0	0	0	0	0.3	0	0.4	0.5	2.4	3.7	0	0.2	0.2	C12-C13
Pharynx unspec.	2	0	0	0	0	0	0	0	0	0	0	0.3	0	0	0.5	0	0	0	0	0	C14
Oesophagus	57	0	0	0	0	0	0	0	0.5	0.3	0.5	5.3	9.2	13.9	30	39.2	6.1	12.2	1	1.1	C15
Stomach	337	0	0	0	0	0	0	0.5	0.3	3.5	5.9	7.7	9.7	13.8	23.9	34.5	51.2	61	5.7	6.6	C16
Small intestine	6	0	0	0	0	0	0	0	0	0	0	0.6	0.7	0.8	0	0	0	0	0.1	0.1	C17
Colon	349	0	0	0	0.2	1.1	0.2	1.1	3.1	2.3	4.1	7.7	13.8	18.1	23.9	34.5	51.2	55.4	5.9	6.7	C18
Rectum	288	0	0	0	0	0.2	0.6	0.5	0.5	3	2.6	6.1	7.6	16.4	21.8	30.6	51.2	47	4.8	5.6	C19-C20
Anus	1	0	0	0	0	0	0	0	0	0	0	0	0.3	0	0	0	0	0	0	0	C21
Liver	289	0	0	0	0	0	0.2	0.5	1.8	2.5	3.6	3	11.5	24.4	32	24.3	31.7	29.1	4.9	5.5	C22
Gallbladder etc.	54	0	0	0	0	0	0	0.2	0	1	0	0.8	1.3	3.4	3.6	11	8.5	5.6	0.9	1.1	C23-C24
Pancreas	88	0	0	0	0	0	0	0	0.3	0	0.3	3	3	5.1	5.6	17.3	17.1	6.6	1.5	1.8	C25
Nose, sinuses etc.	18	0	0	0	0	0.2	0	0	0	0	0.8	1.4	0.7	0.4	0.5	2.4	0	1.9	0.3	0.3	C30-C31
Larynx	75	0	0	0	0	0	0	0	0.3	0	0.5	0.8	4	4.2	6.1	10.2	9.8	13.1	1.3	1.5	C32
Trachea, Bronchus, Lung	619	0	0	0	0	0	0.6	0.5	1.8	2.8	6.6	12.2	21.7	32.4	62.4	89.4	81.7	74.2	10.4	12.2	C33-C34
Other Thoracic organs	8	0	0	0	0	0	0.2	0.2	0	0.5	0.5	0	0.3	0.4	0	0	0	0	0.1	0.1	C37-C38
Bone	48	0	0	0.3	2.3	1.2	0.8	0.5	0.8	0.5	1.5	0.8	0.7	0.4	0.5	0.8	0	0	0.8	0.8	C40-C41
Melanoma of Skin	30	0	0	0	0	0	0.2	0	0.5	0.3	1	0.6	1	1.7	1	5.5	1.2	2.8	0.5	0.6	C43
Other Skin	110	0	0	0	0	0	0.2	0.2	0.5	0.3	0.8	2.5	4.3	5.5	7.1	11	13.4	26.3	1.8	2.1	C44
Mesothelioma	1	0	0	0	0	0	0	0	0	0	0	0	0.3	0	0	0	0	0	0	0	C45
Kaposi sarcoma	2	0	0	0	0	0	0	0	0	0	0	0	0	0	0	0.8	0	0.9	0	0	C46
Connective Soft tissue	57	0	0.2	0	0.5	0.7	0.8	0.2	0.5	1.5	1.5	0.6	3.3	1.7	2.5	5.5	0	1.9	1	1	C47-C49
Breast	11	0	0	0	0	0	0	0	0	0.5	0	0.3	0.7	0.4	1	1.6	0	0.9	0.2	0.2	C50
Penis	26	0	0	0	0	0	0	0	0.8	0.3	1.3	1.1	1	0.8	1.5	1.6	2.4	0.9	0.4	0.5	C60
Prostate	206	0	0	0	0	0	0	0	0	0	0	1.1	3.3	5.1	22.8	33.7	42.7	53.5	3.5	4.3	C61
Testis	54	0	1.9	0.5	0.3	0.8	1.6	1.6	1.8	0.8	0.3	0.6	1	0.4	0	0	1.2	0	0.9	0.9	C62
Other male genital	1	0	0	0	0	0	0	0	0	0	0	0	0	0	0	0	0	0.9	0	0	C63
Kidney	67	0	0.9	0	0	0	0	0	0.3	0.3	1.3	1.4	3.3	2.9	4.6	7.8	13.4	2.8	1.1	1.3	C64
Renal Pelvis	0	0	0	0	0	0	0	0	0	0	0	0	0	0	0	0	0	0	0	0	C65
Ureter	0	0	0	0	0	0	0	0	0	0	0	0	0	0	0	0	0	0	0	0	C66
Bladder	95	0	0	0	0	0	0	0	0	0.5	0.5	1.9	3	5.5	8.1	8.6	22	16	1.6	1.9	C67
Other Urinary organs	0	0	0	0	0	0	0	0	0	0	0	0	0	0	0	0	0	0	0	0	C68
Eye	9	0	1.2	0.2	0.2	0	0	0	0	0	0	0	0	0	0	0	0	0	0.2	0.2	C69
Brain, Nervous system	96	0	0.9	2.2	1.5	0.7	1.2	0.5	1	2	2.3	1.9	2.6	1.3	3.6	4.7	3.7	0.9	1.6	1.6	C70-C72
Thyroid	41	0	0	0	0.2	0.2	0	0.7	0	0.8	0.8	0.8	1.3	3.4	3	3.1	3.7	1.9	0.7	0.8	C73
Adrenal gland	9	0	0.9	0.3	0	0.5	0	0	0	0.3	0	0.3	0	0	0.5	0	0	0	0.2	0.2	C74
Other Endocrine	11	0	0.5	0	0.5	0.5	0	0	0	0.3	0	0.3	0	0	0	0	0	0	0.2	0.2	C75
Hodgkin disease	49	0	0.2	0.8	0.2	0.3	1.2	1.4	1	0.3	1.8	0.6	0.7	0.8	1	1.6	3.7	2.8	0.8	0.9	C81
Non-Hodgkin lymphoma	310	0	0.7	1.6	1	2	2.4	2.1	2.9	2	5.6	5.5	12.5	12.6	23.4	26.7	29.3	22.5	5.2	5.7	C82-C85;C86
Immunoproliferative dis.	0	0	0	0	0	0	0	0	0	0	0	0	0	0	0	0	0	0	0	0	C88
Multiple Myeloma	38	0	0	0	0	0	0	0	0.3	0	0.5	1.4	1.6	3.4	2.5	3.9	2.4	4.7	0.6	0.7	C90
Lymphoid Leukaemia	96	0	4.8	1.6	2.4	0.5	0.8	0.5	0.8	1	0	0.3	2	2.1	1.5	2.4	7.3	2.8	1.6	1.7	C91
Myeloid Leukaemia	121	0	1.2	0.5	0.8	0.7	1.6	1.4	1	2.8	1.8	2.5	4.3	4.2	7.1	9.4	3.7	4.7	2	2.2	C92-C94
Leukaemia unspec.	31	0	1	0	0.2	0.2	0.4	0.2	0	0.5	0	0.6	1.3	1.3	1	1.6	2.4	2.8	0.5	0.6	C95
Other & unspecified	73	0	0	0	0	0	0.2	0.2	0.5	0.8	1.3	1.9	4	3.4	4.1	7.8	8.5	8.5	1.2	1.4	Other
All sites Total	4549	0	14	8	11	11	16	18	30	50	70	101	161	220	326	446	515	497	76.4	85.7	All



APPENDIX 54: CANCER INCIDENCE BY SITES AND AGE GROUP, SARAWAK, ALL RESIDENTS, FEMALES, 2007-2011

Site	All Ages	Age Unk.	0-4	5-9	10-14	15-19	20-24	25-29	30-34	35-39	40-44	45-49	50-54	55-59	60-64	65-69	70-74	75+	Crude Rate	ASR World	ICD (10th)
Lip	0	0	0	0	0	0	0	0	0	0	0	0	0	0	0	0	0	0	0	0	C00
Tongue	30	0	0	0	0	0	0	0.5	0.3	0.8	0.6	0.3	1.5	1.4	1.8	1.6	4.7	4	0.5	0.6	C01-C02
Mouth	30	0	0	0	0	0	0	0.2	0.3	0.3	0.3	0.9	0.4	2.8	0.6	3.3	4.7	5.6	0.5	0.6	C03-C06
Salivary glands	44	0	0	0	0.3	0.3	0.2	0.5	0.5	1	1.4	1.2	1.5	1.9	2.4	2.4	5.9	1.6	0.8	0.8	C07-C08
Tonsil	8	0	0	0	0	0	0	0	0.3	0.3	0	0.3	0.4	0	0	0	1.2	2.4	0.1	0.1	C09
Other Oropharynx	0	0	0	0	0	0	0	0	0	0	0	0	0	0	0	0	0	0	0	0	C10
Nasopharynx	258	0	0	0	0	1	2.3	2.1	5.3	7	9.1	11.8	13.9	10.2	14.1	13.8	7.1	6.4	4.5	4.8	C11
Hypopharynx	4	0	0	0	0	0	0	0	0	0	0	0	0.4	0.5	0	0.8	1.2	0	0.1	0.1	C12-C13
Pharynx unspec.	1	0	0	0	0	0	0	0	0	0	0	0	0	0.5	0	0	0	0	0	0	C14
Oesophagus	34	0	0	0	0	0	0	0	0.3	0.3	0.3	0.3	1.9	2.3	3.7	3.3	4.7	5.6	0.6	0.7	C15
Stomach	195	0	0	0	0	0.2	0.2	0	0.8	0.8	1.9	4.7	7.2	11.6	22	21.1	28.4	28	3.4	4	C16
Small intestine	2	0	0	0	0	0	0	0	0.3	0	0	0	0	0	0.6	0	0	0	0	0	C17
Colon	275	0	0	0	0	0	0.2	0.2	2.4	2.1	3.6	6.8	7.9	25.1	17.7	26.8	39.1	40.8	4.8	5.4	C18
Rectum	229	0	0	0	0	0.2	0.2	1.2	0.8	1.3	2.8	5.9	4.9	15.8	20.8	27.6	30.8	36	4	4.6	C19-C20
Anus	5	0	0	0	0	0	0	0	0.3	0.3	0	0	0.4	0.5	0.6	0	0	0	0.1	0.1	C21
Liver	88	0	0.7	0	0	0	0.2	0	1.1	0.8	1.9	2.5	2.3	4.6	9.8	10.6	7.1	8	1.5	1.8	C22
Gallbladder etc.	52	0	0	0	0	0	0	0	0.5	0.3	0	0.9	1.9	2.8	3.1	9.8	5.9	10.4	0.9	1.1	C23-C24
Pancreas	51	0	0	0	0	0	0	0	0	0	1.4	0.6	4.5	3.7	5.5	2.4	3.6	7.2	0.9	1	C25
Nose, sinuses etc.	12	0	0	0	0	0	0.2	0	0	0	0.8	0	0.8	0.9	0	0	3.6	0.8	0.2	0.2	C30-C31
Larynx	19	0	0	0	0	0	0	0	0	0	0	0.9	0.4	0.5	2.4	4.9	2.4	1.6	0.3	0.4	C32
Trachea/Bronchus/Lung	347	0	0	0	0	0.2	0.4	0.2	1.1	2.1	3.9	6.8	14.3	20.9	42.8	53.7	45	30.4	6	7.3	C33-C34
Other Thoracic organs	12	0	0	0	0	0.2	0.2	0	0.5	0	0	0	0.8	0	1.8	1.6	0	0.8	0.2	0.2	C37-C38
Bone	31	0	0	0	0.5	1	0.8	0.5	1.1	0.5	0.6	0.3	1.1	0	1.2	0	1.2	0.8	0.5	0.5	C40-C41
Melanoma of Skin	24	0	0.2	0	0	0.2	0	0.2	0.3	0.3	1.1	0	0.4	1.4	1.2	2.4	2.4	3.2	0.4	0.5	C43
Other Skin	90	0	0	0	0	0.2	0	0.2	0	0.5	0.8	1.2	3	2.8	5.5	9.8	15.4	24.8	1.6	1.8	C44
Mesothelioma	4	0	0	0	0	0	0	0	0	0	0	0	0	0	1.2	0.8	1.2	0	0.1	0.1	C45
Kaposi sarcoma	1	0	0	0	0	0	0	0	0	0	0	0.3	0	0	0	0	0	0	0	0	C46
Connective Soft tissue	40	0	0.2	0.2	0.2	0.3	0.2	0.2	0.5	0.8	0.3	1.9	1.1	2.3	2.4	4.1	1.2	2.4	0.7	0.8	C47-C49
Breast	1198	0	0	0	0	0.2	1	4.9	9.5	25.8	54.9	67.2	67.1	81.7	73.4	55.3	50.9	28.8	20.9	22.7	C50
Vulva	20	0	0	0	0	0	0	0	0	0.3	0.6	0	0.8	1.4	2.4	2.4	0	4	0.3	0.4	C51
Vagina	10	0	0	0	0	0	0	0	0	0	0	0.3	0.4	0.9	0	1.6	1.2	2.4	0.2	0.2	C52
Cervix Uteri	640	0	0	0	0	0	0.8	1.4	7.2	19.6	23.8	34.8	36.2	31.6	33.6	30.1	47.3	26.4	11.2	12.1	C53
Corpus Uteri	190	0	0	0	0	0	0.2	0.5	2.1	2.1	5	10.3	13.6	15.3	14.1	11.4	9.5	4.8	3.3	3.7	C54
Uterus unspec.	21	0	0	0	0	0	0	0	0.3	0.3	0.6	1.2	2.3	1.9	1.2	0	1.2	0	0.4	0.4	C55
Ovary	325	0	1.2	0.3	1.5	1	3.1	3.5	4.2	4.9	8.6	14.6	16.6	20.4	19.6	11.4	10.7	11.2	5.7	6.1	C56
Other Female Genital	0	0	0	0	0	0	0	0	0	0	0	0	0	0	0	0	0	0	0	0	C57
Placenta	13	0	0	0	0	0	0.2	0.9	0.3	1	0.3	0.6	0	0	0	0	0	0	0.2	0.2	C58
Kidney	31	0	0.4	0	0	0.2	0.2	0.2	0.3	0.5	0	1.2	1.9	1.4	3.1	3.3	1.2	0.8	0.5	0.6	C64
Renal Pelvis	0	0	0	0	0	0	0	0	0	0	0	0	0	0	0	0	0	0	0	0	C65
Ureter	0	0	0	0	0	0	0	0	0	0	0	0	0	0	0	0	0	0	0	0	C66
Bladder	29	0	0	0	0	0	0	0	0.3	0	0	0.3	1.5	0.9	1.2	8.1	3.6	4.8	0.5	0.6	C67
Other Urinary organs	0	0	0	0	0	0	0	0	0	0	0	0	0	0	0	0	0	0	0	0	C68
Eye	11	0	1.4	0.2	0	0	0	0	0.3	0	0.3	0	0	0	0	0	0	0	0.2	0.2	C69
Brain, Nervous system	89	0	0.9	1.5	1.2	1	0.6	0.5	0.8	1.8	2.2	1.6	3.8	4.6	3.7	4.1	1.2	1.6	1.6	1.6	C70-C72
Thyroid	161	0	0	0	0.3	1.2	1	2.6	2.9	2.6	5	5.6	9	8.8	4.9	15.4	7.1	2.4	2.8	3	C73
Adrenal gland	8	0	0.5	0.3	0	0	0	0	0	0.3	0.3	0	0	0	0.6	0	0	0	0.1	0.2	C74
Other Endocrine	1	0	0	0	0	0	0	0	0	0	0	0.3	0	0	0	0	0	0	0	0	C75
Hodgkin disease	33	0	0	0.2	0.2	0.7	1.4	0.9	1.1	1	0.3	0.3	0.8	0	0.6	0	2.4	0.8	0.6	0.6	C81
Non-Hodgkin Lymphoma	222	0	0.4	0.6	1	1.7	1.4	1.2	1.9	1.8	5.3	4.7	9.4	15.8	13.5	21.1	18.9	13.6	3.9	4.3	C82-C85/C96
Immunoproliferative dis.	0	0	0	0	0	0	0	0	0	0	0	0	0	0	0	0	0	0	0	0	C88
Multiple Myeloma	37	0	0	0	0	0	0	0	0	0.8	0.3	0.9	2.3	2.3	7.3	4.1	1.2	0.8	0.6	0.8	C90
Lymphoid Leukaemia	72	0	6.3	1.5	0.8	0.3	0	0	0	0.3	0.6	0.6	1.5	0.9	0	3.3	1.2	3.2	1.3	1.9	C91
Myeloid Leukaemia	103	0	1.1	1	1	0.3	1.4	1.6	0.8	1.8	1.1	3.7	4.5	5.1	3.7	5.7	2.4	4	1.8	1.9	C92-C94
Leukaemia unspec.	21	0	0.2	0.2	0.5	0.2	0.2	0	0.3	0.3	0	0	0.8	0.5	0.6	1.6	4.7	1.6	0.4	0.4	C95
Other & unspecified	64	0	0.2	0	0	0	0.2	0.2	0.5	1	0.3	3.1	1.5	3.2	4.9	4.1	9.5	9.6	1.1	1.3	Other
All sites Total	5185	0	14	6	7	10	16	24	48	86	140	199	244	309	350	384	391	342	90.4	100.2	All



APPENDIX 55: NUMBER OF NEW CANCER CASES BY SITES AND AGE GROUP, PERAK, ALL RESIDENTS, MALES, 2007-2011

Site	All Ages	Age Unk.	0- 4	5- 9	10- 14	15- 19	20- 24	25- 29	30- 34	35- 39	40- 44	45- 49	50- 54	55- 59	60- 64	65- 69	70- 74	75+ 75+	% of Total	ICD (10th)
Lip	5	0	0	0	0	0	0	0	0	0	0	0	1	0	1	0	2	0	0.10%	C00
Tongue	62	0	0	0	0	0	0	0	1	2	5	14	3	8	11	5	5	8	1.40%	C01-C02
Mouth	43	0	0	0	0	0	0	0	1	6	1	3	2	6	10	4	5	4	1.00%	C03-C06
Salivary glands	30	0	0	1	0	0	1	3	1	2	3	3	1	5	4	2	2	2	0.70%	C07-C08
Tonsil	13	0	0	0	0	0	0	0	0	0	0	1	2	2	2	1	1	2	0.30%	C09
Other Oropharynx	10	0	0	0	0	0	0	0	0	0	0	3	2	0	1	0	2	2	0.20%	C10
Nasopharynx	459	0	0	0	1	3	3	8	19	40	61	65	62	68	54	34	32	9	10.30%	C11
Hypopharynx	19	0	0	0	0	1	1	0	0	0	0	0	4	0	3	1	4	3	0.40%	C12-C13
Pharynx unspec.	80	0	0	0	0	0	0	1	0	0	0	0	1	0	1	0	0	3	0.10%	C14
Oesophagus	5	0	0	0	0	0	0	1	0	0	5	4	12	13	8	11	11	15	1.80%	C15
Stomach	155	0	0	0	0	0	0	1	2	2	3	7	16	23	20	24	21	36	3.50%	C16
Small intestine	8	0	0	0	0	0	0	0	0	0	0	0	1	1	3	1	2	0	0.20%	C17
Colon	338	0	0	0	0	1	1	4	2	7	15	27	26	50	49	61	40	55	7.60%	C18
Rectum	310	0	0	0	0	0	1	3	2	5	13	21	20	54	59	44	35	53	6.90%	C19-C20
Anus	9	0	0	0	0	0	0	1	0	0	1	0	0	1	2	2	1	1	0.20%	C21
Liver	226	0	2	1	0	0	1	0	2	3	8	18	28	41	30	40	29	23	5.10%	C22
Gallbladder etc.	42	0	0	0	0	0	0	1	0	0	0	0	1	7	6	5	9	9	0.90%	C23-C24
Pancreas	98	0	0	0	0	0	0	1	0	0	3	10	12	9	17	13	17	16	2.20%	C25
Nose, sinuses etc.	32	0	0	0	0	0	0	0	0	0	3	3	3	5	6	1	2	9	0.70%	C30-C31
Larynx	87	0	0	1	1	0	0	1	1	1	0	2	9	9	18	21	11	10	1.90%	C32
Trachea, Bronchus, Lung	788	0	0	0	0	0	4	2	4	7	17	45	64	83	129	142	137	154	17.60%	C33-C34
Other Thoracic organs	25	0	0	0	0	0	3	3	1	0	3	2	4	4	4	1	2	1	0.60%	C37-C38
Bone	53	0	1	2	3	8	1	6	1	2	3	1	3	4	4	2	2	3	1.20%	C40-C41
Melanoma of Skin	17	0	0	0	0	0	1	0	0	1	0	0	3	5	2	2	1	2	0.40%	C43
Other Skin	208	0	0	0	0	2	2	1	1	4	10	9	7	22	25	34	39	52	4.70%	C44
Mesothelioma	5	0	0	0	0	0	0	0	0	0	0	0	0	2	0	2	0	1	0.10%	C45
Kaposi sarcoma	1	0	0	0	0	0	0	0	0	0	0	0	0	0	0	0	0	0	0.00%	C46
Connective Soft tissue	15	0	0	0	0	2	1	2	1	1	0	1	1	2	0	2	1	1	0.30%	C47-C49
Breast	15	0	0	0	0	0	0	0	0	0	1	1	3	1	3	3	1	2	0.30%	C50
Penis	12	0	0	1	0	0	0	0	0	0	1	1	1	1	1	1	1	1	0.30%	C60
Prostate	325	0	0	0	0	0	0	0	0	0	2	1	15	20	39	58	87	103	7.30%	C61
Testis	36	0	1	1	0	2	4	6	8	5	2	2	3	1	0	0	1	0	0.80%	C62
Other male genital	6	0	0	0	0	0	0	1	0	0	1	1	1	0	0	2	1	0	0.10%	C63
Kidney	94	0	0	0	0	0	0	1	0	0	10	6	11	11	15	18	11	11	2.10%	C64
Renal Pelvis	2	0	0	0	0	0	0	0	0	0	0	0	0	1	0	0	1	0	0.00%	C65
Ureter	3	0	0	0	0	0	0	0	0	0	0	0	0	0	0	3	0	0	0.10%	C66
Bladder	116	0	0	0	0	0	0	0	0	3	3	1	6	7	20	25	22	29	2.60%	C67
Other Urinary organs	5	0	0	0	0	0	0	0	0	0	0	0	0	0	2	1	0	1	0.10%	C68
Eye	6	0	1	0	0	0	0	0	0	1	0	0	0	0	0	0	1	3	0.10%	C69
Brain, Nervous system	192	0	4	2	18	13	6	3	13	9	12	19	18	21	24	13	11	6	4.30%	C70-C72
Thyroid	42	0	0	0	0	0	4	0	2	4	2	1	5	9	5	1	3	6	0.90%	C73
Adrenal gland	1	0	0	0	0	0	0	0	0	0	0	0	0	0	0	1	0	0	0.00%	C74
Other Endocrine	31	0	0	0	0	2	2	1	0	2	2	4	7	5	2	3	1	0	0.70%	C75
Hodgkin disease	23	0	0	0	2	3	1	2	1	1	2	2	3	3	3	0	1	1	0.50%	C81
Non-Hodgkin lymphoma	196	0	1	6	3	4	10	10	2	9	15	16	13	23	26	28	17	13	4.40%	C82-C85;C96
Immunoproliferative dis.	1	0	0	0	0	0	0	0	0	0	0	0	0	0	0	0	0	0	0.00%	C88
Multiple Myeloma	18	0	0	0	0	0	0	0	0	0	0	3	2	4	4	3	0	2	0.40%	C90
Lymphoid Leukaemia	64	0	21	12	8	8	2	3	0	1	2	0	0	0	0	2	4	1	1.40%	C91
Myeloid Leukaemia	58	0	3	6	5	5	3	3	2	1	3	4	1	6	6	7	2	1	1.30%	C92-C94
Leukaemia unspec.	25	0	3	1	1	1	2	2	0	0	1	1	4	2	2	0	2	3	0.60%	C95
Other & unspecified	51	0	0	0	0	1	0	0	0	2	2	3	3	6	6	11	8	9	1.10%	Other
All sites Total	4465	0	37	34	42	56	61	69	68	121	217	316	383	542	628	636	588	667	100.00%	All



APPENDIX 56: NUMBER OF NEW CANCER CASES BY SITES AND AGE GROUP, PERAK, ALL RESIDENTS, FEMALES, 2007-2011

All Ages	Site	Age Unk.	0-4	5-9	10-14	15-19	20-24	25-29	30-34	35-39	40-44	45-49	50-54	55-59	60-64	65-69	70-74	75+	% of Total	ICD (10th)
3	Lip	0	0	0	0	0	0	0	0	0	0	0	0	0	0	0	0	3	0.10%	C00
46	Tongue	0	0	0	0	0	0	1	1	2	7	3	4	6	8	5	5	4	0.80%	C01-C02
70	Mouth	0	0	0	1	0	0	0	0	2	1	4	3	6	14	8	16	15	1.30%	C03-C06
18	Salivary glands	0	0	1	0	1	0	0	0	2	2	3	1	2	3	1	2	0	0.30%	C07-C08
3	Tonsil	0	0	0	0	0	0	0	0	0	1	0	0	1	0	0	1	0	0.10%	C09
6	Other Oropharynx	0	0	0	0	0	0	0	1	0	0	0	0	0	2	1	0	2	0.10%	C10
141	Nasopharynx	0	0	0	0	3	4	0	4	5	16	17	21	20	24	11	8	8	2.60%	C11
9	Hypopharynx	0	0	0	0	0	0	0	0	0	0	0	1	1	1	2	0	3	0.20%	C12-C13
2	Pharynx unspc.	0	0	0	0	0	0	0	0	0	0	0	1	1	0	0	0	0	0.00%	C14
47	Oesophagus	0	0	0	0	0	0	0	0	1	1	2	4	5	9	4	5	16	0.90%	C15
121	Stomach	0	0	0	0	0	0	2	3	2	8	10	7	15	17	13	9	35	2.20%	C16
6	Small intestine	0	0	0	0	0	0	0	1	0	0	0	2	0	0	1	0	2	0.10%	C17
287	Colon	0	0	0	0	1	2	6	6	7	9	22	26	36	39	29	42	62	5.20%	C18
240	Rectum	0	0	0	0	0	1	1	6	10	6	7	23	33	35	31	40	47	4.40%	C19-C20
5	Anus	0	0	0	0	0	0	0	0	0	0	0	1	1	1	0	1	2	0.10%	C21
73	Liver	0	0	0	0	2	0	2	1	2	1	4	4	9	10	11	11	16	1.30%	C22
49	Gallbladder etc.	0	0	0	0	0	0	0	0	1	1	2	4	9	9	4	9	10	0.90%	C23-C24
98	Pancreas	0	0	0	0	0	0	1	0	3	3	5	8	15	17	13	16	17	1.80%	C25
15	Nose, sinuses etc.	0	0	0	1	0	0	0	0	0	0	1	1	3	1	2	3	3	0.30%	C30-C31
8	Larynx	0	0	0	0	0	0	0	1	0	0	1	3	1	0	1	0	1	0.10%	C32
299	Trachea,Bronchus,Lung	0	0	0	0	0	1	3	2	8	18	27	27	31	37	43	48	54	5.40%	C33-C34
7	Other Thoracic organs	0	0	0	2	0	1	0	0	1	0	1	0	1	0	0	1	0	0.10%	C37-C38
50	Bone	0	0	1	6	3	3	0	0	2	1	1	4	3	9	6	7	4	0.90%	C40-C41
13	Melanoma of Skin	0	0	0	0	0	0	0	0	1	2	0	1	2	2	2	0	3	0.20%	C43
163	Other Skin	0	0	1	0	0	2	1	2	1	5	6	10	15	14	25	24	57	3.00%	C44
4	Mesothelioma	0	0	0	0	0	0	0	0	1	0	0	1	2	0	0	0	0	0.10%	C45
0	Kaposi sarcoma	0	0	0	0	0	0	0	0	0	0	0	0	0	0	0	0	0	0.00%	C46
11	Connective,Soft tissue	0	1	0	0	1	0	0	0	1	3	0	2	0	0	1	1	1	0.20%	C47,C49
1809	Breast	0	0	0	0	0	4	15	50	113	194	306	317	314	191	135	87	83	32.90%	C50
14	Vulva	0	0	0	0	0	0	0	0	0	0	1	5	1	1	2	0	4	0.30%	C51
14	Vagina	0	0	0	1	0	0	0	0	0	0	0	0	2	6	1	2	2	0.30%	C52
380	Cervix Uteri	0	0	0	0	0	0	3	9	17	31	51	65	47	44	44	36	33	6.90%	C53
190	Corpus Uteri	0	0	0	0	0	0	1	3	8	11	19	37	28	33	24	14	12	3.50%	C54
90	Uterus unspc.	0	0	0	0	0	2	2	4	0	5	9	20	12	11	7	13	5	1.60%	C55
359	Ovary	0	0	0	1	9	11	15	13	13	26	56	58	56	34	28	20	19	6.50%	C56
4	Other Female Genital	0	0	0	0	0	0	0	0	1	0	1	1	0	0	0	0	1	0.10%	C57
9	Placenta	0	0	0	0	0	2	3	1	0	1	1	0	0	1	0	0	0	0.20%	C58
44	Kidney	0	4	0	0	0	0	0	0	2	0	5	4	6	6	4	3	10	0.80%	C64
1	Renal Pelvis	0	0	0	0	0	0	0	0	0	1	0	0	0	0	0	0	0	0.00%	C65
0	Ureter	0	0	0	0	0	0	0	0	0	0	0	0	0	0	0	0	0	0.00%	C66
28	Bladder	0	0	0	0	0	0	0	0	0	0	0	0	3	5	3	9	8	0.50%	C67
0	Other Urinary organs	0	0	0	0	0	0	0	0	0	0	0	0	0	0	0	0	0	0.00%	C68
5	Eye	0	1	0	0	0	0	0	0	0	0	0	0	0	0	1	1	2	0.10%	C69
204	Brain, Nervous system	0	7	12	13	5	7	5	8	17	14	25	26	24	15	13	5	8	3.70%	C70-C72
149	Thyroid	0	0	0	3	3	9	8	10	8	11	22	17	18	18	13	4	5	2.70%	C73
16	Adrenal gland	0	0	0	0	0	0	0	0	0	0	0	0	0	0	1	0	0	0.00%	C74
0	Other Endocrine	0	0	0	0	0	0	0	0	1	1	2	7	2	1	1	0	0	0.30%	C75
23	Hodgkin disease	0	0	0	0	0	3	6	3	2	0	3	4	0	0	0	0	0	0.40%	C81
150	Non-Hodgkin lymphoma	0	0	1	3	0	6	6	3	10	6	16	23	17	20	13	12	14	2.70%	C82-C85,C96
0	Immunoproliferative dis.	0	0	0	0	0	0	0	0	0	0	0	0	0	0	0	0	0	0.00%	C88
22	Multiple Myeloma	0	0	0	0	0	0	0	0	0	2	0	4	5	3	5	1	2	0.40%	C90
43	Lymphoid Leukaemia	0	11	9	6	6	2	2	1	0	0	1	0	1	1	1	1	1	0.80%	C91
91	Myeloid Leukaemia	0	2	6	2	7	1	5	4	10	8	8	8	11	6	2	7	4	1.70%	C92-C94
17	Leukaemia unspc.	0	3	0	0	0	1	1	1	2	0	1	1	3	0	1	1	2	0.30%	C95
48	Other & unspecified	0	0	1	0	0	1	1	2	2	4	2	2	8	8	5	3	9	0.90%	Other
5504	All sites Total	0	29	32	39	46	65	87	139	256	402	646	758	776	655	517	468	589	100.00%	All



APPENDIX 57: CANCER INCIDENCE BY SITES AND AGE GROUP, PERAK, ALL RESIDENTS, MALES, 2007-2011

Site	All Ages	Age Unk.	0- 4	5- 9	10- 14	15- 19	20- 24	25- 29	30- 34	35- 39	40- 44	45- 49	50- 54	55- 59	60- 64	65- 69	70- 74	75+ 75+	Crude Rate	ASR World	ICD (10th)
Lip	5	0	0	0	0	0	0	0	0	0	0	0	0.3	0.3	0	0.4	0	1.6	0	0.1	C00
Tongue	62	0	0	0	0	0	0	0	0	0.6	1.4	3.9	0.9	2.8	4.9	3.2	4	6.3	1.1	1	C01-C02
Mouth	43	0	0	0	0	0	0	0	0.3	0.3	1.8	0.8	0.6	2.1	4.4	2.5	4	3.2	0.8	0.7	C03-C06
Salivary glands	30	0	0	0.2	0	0	0.2	0.8	0.3	0.6	0.9	0.8	0.3	1.8	1.8	1.3	1.6	1.6	0.5	0.5	C07-C08
Tonsil	13	0	0	0	0	0	0	0.3	0	0	0.3	0.6	0.3	0.7	0.9	0.6	0	1.6	0.2	0.2	C09
Other Oropharynx	10	0	0	0	0	0	0	0	0	0	0	0.8	0.6	0	0.4	0	1.6	1.6	0.2	0.2	C10
Nasopharynx	459	0	0	0	0.2	0.5	0.6	2.1	5.7	12.2	17.4	18.3	18.7	24.2	24	21.6	25.9	7.1	8	7.7	C11
Hypopharynx	19	0	0	0	0	0.2	0.2	0	0	0	0	0.6	1.2	0	1.3	0.6	3.2	2.4	0.3	0.3	C12-C13
Pharynx unspec.	5	0	0	0	0	0	0	0	0	0	0	0	0.3	0	0.4	0	0	2.4	0.1	0.1	C14
Oesophagus	80	0	0	0	0	0	0	0.3	0	0	1.4	1.1	3.6	4.6	3.5	7	8.9	11.8	1.4	1.3	C15
Stomach	155	0	0	0	0	0	0	0.3	0.6	0.6	0.9	2	4.8	8.2	8.9	15.2	17	28.4	2.7	2.6	C16
Small intestine	8	0	0	0	0	0	0	0	0	0	0	0	0.3	0.4	1.3	0.6	1.6	0	0.1	0.1	C17
Colon	338	0	0	0	0	0.2	0.2	1.1	0.6	2.1	4.3	7.6	7.8	17.8	21.7	38.7	32.4	43.3	5.9	5.6	C18
Rectum	310	0	0	0	0	0.2	0.2	0.8	0.6	1.5	3.7	5.9	6	19.2	26.2	27.9	28.3	41.7	5.4	5.1	C19-C20
Anus	9	0	0	0	0	0	0	0	0.3	0	0.3	0	0	0.4	0.9	1.3	0.8	0.8	0.2	0.2	C21
Liver	226	0	0.4	0.2	0	0	0.2	0	0.6	0.9	2.3	5.1	8.4	14.6	13.3	25.4	23.5	18.1	3.9	3.7	C22
Gallbladder etc.	42	0	0	0	0	0	0	0	0	0.3	0	1.1	0.3	2.5	2.7	3.2	7.3	7.1	0.7	0.7	C23-C24
Pancreas	98	0	0	0	0	0	0	0.3	0	0	0.9	2.8	3.6	3.2	7.5	8.3	13.8	12.6	1.7	1.6	C25
Nose, sinuses etc.	32	0	0	0	0	0	0	0	0	0	0.9	0.8	0.9	1.8	2.7	0.6	1.6	7.1	0.6	0.5	C26-C31
Larynx	87	0	0	0.2	0.2	0	0	0.3	0.3	0	0.6	0.8	2.7	3.2	8	13.3	8.9	7.9	1.5	1.5	C32
Trachea/Bronchus/Lung	788	0	0	0	0	0	0.8	0.5	1.2	2.1	4.8	12.7	19.3	29.5	57.2	90.2	110.9	121.3	13.7	13.1	C33-C34
Other Thoracic organs	25	0	0	0	0	0	0.6	0.8	0.3	0	0.9	0.6	1.2	0.4	1.8	0.6	1.6	0.8	0.4	0.4	C37-C38
Bone	53	0	0.2	0.3	0.5	1.4	1.6	1.6	0.3	0.6	0.9	0.3	0.9	1.4	1.8	1.3	1.6	2.4	0.9	0.9	C40-C41
Melanoma of Skin	17	0	0	0	0	0	0.2	0	0	0.3	0	0	0.9	1.8	0.9	1.3	0.8	1.6	0.3	0.3	C43
Other Skin	208	0	0	0	0	0.3	0.4	0.3	0.3	1.2	2.8	2.5	2.1	7.8	11.1	21.6	31.6	41	3.6	3.5	C44
Mesothelioma	5	0	0	0	0	0	0	0	0	0	0	0	0	0.7	0	1.3	0	0.8	0.1	0.1	C45
Kaposi sarcoma	1	0	0	0	0	0	0	0	0	0	0	0.3	0	0	0	0	0	0	0	0	C46
Connective Soft tissue	15	0	0	0	0	0.3	0.2	0.5	0.3	0.3	0	0	0.3	0.7	0	1.3	0.8	0.8	0.3	0.3	C47-C49
Breast	15	0	0	0	0	0	0	0	0	0	0.3	0.3	0.9	0.4	1.3	1.9	0.8	1.6	0.3	0.3	C50
Penis	12	0	0	0.2	0	0	0	0	0	0	0	0	0.3	0.4	2.2	0.6	0.8	0.8	0.2	0.2	C60
Prostate	325	0	0	0	0	0	0	0	0	0	0.6	0.3	4.5	7.1	17.3	36.8	70.5	81.1	5.7	5.4	C61
Testis	36	0	0.2	0.2	0	0.3	0.8	1.6	2.4	1.5	0.6	0.6	0.9	0.4	0	0	0.8	0	0.6	0.6	C62
Other male genital	6	0	0	0	0	0	0	0	0	0	0.3	0.3	0.3	0	0	1.3	0.8	0	0.1	0.1	C63
Kidney	94	0	0	0	0	0	0.3	0	0	0	0.3	1.7	3.3	3.9	6.7	11.4	8.9	8.7	1.6	1.6	C64
Renal Pelvis	2	0	0	0	0	0	0	0	0	0	0	0	0	0.4	0	0	0.8	0	0	0	C65
Ureter	3	0	0	0	0	0	0	0	0	0	0	0	0	0	0	0	0	0	0.1	0.1	C66
Bladder	116	0	0	0	0	0	0	0	0	0.9	0.9	0.3	1.8	2.5	8.9	15.9	17.8	22.8	2	2	C67
Other Urinary organs	5	0	0	0	0	0	0	0	0	0	0	0	0	0	0	0	0	0.8	0.1	0.1	C68
Eye	6	0	0.2	0	0	0	0	0	0	0.3	0	0	0	0	0	0	0.8	2.4	0.1	0.1	C69
Brain, Nervous system	192	0	0.8	0.3	3	2.2	1.2	0.8	3.9	2.7	3.4	5.4	5.4	7.5	10.6	8.3	8.9	4.7	3.3	3.2	C70-C72
Thyroid	42	0	0	0	0	0	0.8	0	0.6	1.2	0.6	0.3	1.5	3.2	2.2	0.6	2.4	4.7	0.7	0.7	C73
Adrenal gland	1	0	0	0	0	0	0	0	0	0	0	0	0	0	0	0	0	0	0	0	C74
Other Endocrine	31	0	0	0	0	0.3	0.4	0.3	0	0.6	0.6	1.1	2.1	1.8	0.9	1.9	0.8	0	0.5	0.5	C75
Hodgkin disease	23	0	0	0	0.3	0.5	0.2	0.5	0.3	0.3	0.6	0.6	0.9	1.1	0	0.6	0.8	0.8	0.4	0.4	C81
Non-Hodgkin lymphoma	196	0	0.2	1	0.5	0.7	2	2.7	0.6	2.7	4.3	4.5	3.9	8.2	11.5	17.8	13.8	10.2	3.4	3.3	C82-C85-C96
Immunoproliferative dis.	1	0	0	0	0	0	0	0	0	0	0	0	0	0	0	0	0	0.8	0	0	C88
Multiple Myeloma	18	0	0	0	0	0	0	0	0	0	0	0.8	0.6	1.4	1.8	1.9	0	1.6	0.3	0.3	C90
Lymphoid Leukaemia	64	0	4.4	2.1	1.3	1.4	0.4	0.8	0	0.3	0.6	0	0	0	0	1.3	3.2	0.8	1.1	1.2	C91
Myeloid Leukaemia	58	0	0.6	1	0.8	0.9	0.6	0.8	0.6	0.3	0.9	1.1	0.3	2.1	2.7	4.4	1.6	0.8	1	1	C92-C94
Leukaemia unspec.	25	0	0.6	0.2	0.2	0.2	0.4	0.5	0	0	0.3	0.3	1.2	0.7	0.9	0	1.6	2.4	0.4	0.4	C95
Other & unspecified	51	0	0	0	0	0.2	0	0	0	0.6	0.6	0.8	0.9	2.1	2.7	7	6.5	7.1	0.9	0.9	Other
All sites Total	4465	0	8	6	7	10	12	19	20	37	62	89	115	193	279	404	476	525	77.9	74.7	All



APPENDIX 58: CANCER INCIDENCE BY SITES AND AGE GROUP, PERAK, ALL RESIDENTS, FEMALES, 2007-2011

Site	All Ages	Age Unk.	0-4	5-9	10-14	15-19	20-24	25-29	30-34	35-39	40-44	45-49	50-54	55-59	60-64	65-69	70-74	75+	Crude Rate	ASR World	ICD (10th)
Lip	3	0	0	0	0	0	0	0	0	0	0	0	0	0	0	0	0	1.9	0.1	0	C00
Tongue	46	0	0	0	0	0	0	0.3	0.3	0.6	1.9	0.9	1.2	2.1	3.5	3.2	3.6	2.5	0.8	0.7	C01-C02
Mouth	70	0	0	0	0.2	0	0	0	0	0.6	0.3	1.1	0.9	2.1	6.1	5	11.4	9.5	1.2	1.1	C03-C06
Salivary glands	18	0	0	0.2	0	0	0	0	0	0.6	0.6	0.9	0.3	0.7	1.3	0.6	1.4	0	0.3	0.3	C07-C08
Tonsil	3	0	0	0	0	0	0	0	0	0	0.3	0	0	0.4	0	0	0.7	0	0.1	0	C09
Other Oropharynx	6	0	0	0	0	0	0	0	0.3	0	0	0	0	0	0.9	0.6	0	1.3	0.1	0.1	C10
Nasopharynx	141	0	0	0	0	0.5	0.9	0	1.2	1.5	4.4	4.9	6.5	7.1	10.4	6.9	5.7	5	2.5	2.3	C11
Hypopharynx	9	0	0	0	0	0	0	0	0	0	0	0.3	0.3	0.4	0.4	1.3	0	1.9	0.2	0.1	C12-C13
Pharynx unspec.	2	0	0	0	0	0	0	0	0	0	0	0	0.3	0.4	0	0	0	0	0	0	C14
Esophagus	47	0	0	0	0	0	0	0.6	0.9	0.6	2.2	2.9	2.2	5.3	7.4	8.2	6.4	22.1	2.1	1.9	C15
Stomach	121	0	0	0	0	0	0	0	0.3	0	0	0.6	1.2	1.8	3.9	2.5	3.6	10.1	0.8	0.7	C16
Small intestine	6	0	0	0	0	0	0	0	0.3	0	0	0	0.6	0	0	0	0	1.3	0.1	0.1	C17
Colon	287	0	0	0	0	0.2	0.4	1.7	1.8	2.1	2.5	6.3	8	12.7	16.9	18.3	29.9	39.1	5	4.5	C18
Rectum	240	0	0	0	0	0.2	0.2	0.3	1.8	3	1.7	2	7.1	11.7	15.2	19.6	28.5	29.7	4.2	3.7	C19-C20
Anus	5	0	0	0	0	0	0	0	0	0	0	0	0.3	0.4	0	0	0.7	1.3	0.1	0.1	C21
Liver	73	0	0	0	0	0.3	0	0.6	0.3	0.6	0.3	1.1	1.2	3.2	4.3	6.9	7.8	10.1	1.3	1.1	C22
Gallbladder etc.	49	0	0	0	0	0	0	0	0	0.3	0.3	0.6	1.2	3.2	3.9	2.5	6.4	6.3	0.9	0.7	C23-C24
Pancreas	98	0	0	0	0	0	0.3	0	0.3	0.9	0.8	1.4	2.5	5.3	7.4	8.2	11.4	10.7	1.7	1.5	C25
Nose, sinuses etc.	15	0	0	0	0.2	0	0	0	0	0	0	0.3	0.3	1.1	0.4	1.3	2.1	1.9	0.3	0.2	C30-C31
Larynx	8	0	0	0	0	0	0	0	0.3	0	0	0.3	0.9	0.4	0	0.6	0	0.6	0.1	0.1	C32
Trachea/Bronchus/Lung	299	0	0	0	0	0	0.2	0.8	0.6	2.4	5	7.7	8.3	11	16	27.1	34.2	34.1	5.2	4.7	C33-C34
Other Thoracic organs	7	0	0	0	0.3	0	0.2	0	0	0.3	0.8	0	0.6	0	0	0	0.7	0	0.1	0.1	C37-C38
Bone	50	0	0	0.2	1	0.5	0.6	0	0	0.6	0.3	0.3	1.2	1.1	3.9	3.8	5	2.5	0.9	0.8	C40-C41
Melanoma of Skin	13	0	0	0	0	0	0	0	0	0.3	0.6	0	0.3	0.7	0.9	1.3	0	1.9	0.2	0.2	C43
Other Skin	163	0	0	0.2	0	0	0.4	0.3	0.6	0.3	1.4	1.7	3.1	5.3	6.1	15.8	17.1	36	2.9	2.5	C44
Mesothelioma	4	0	0	0	0	0	0	0	0	0.3	0	0	0.3	0.7	0	0	0	0	0.1	0.1	C45
Kaposi sarcoma	0	0	0	0	0	0	0	0	0	0	0	0	0	0	0	0	0	0	0	0	C46
Connective Soft tissue	11	0	0.2	0	0	0.2	0	0	0	0.3	0.8	0	0.6	0	0	0.6	0.7	0.6	0.2	0.2	C47-C49
Breast	1809	0	0	0	0	0	0.9	4.2	15.3	34.2	53.4	87.4	97.4	111	82.7	85.2	61.9	52.4	31.8	29.3	C50
Vulva	14	0	0	0	0	0	0	0	0	0	0	0.3	1.5	0.4	0.4	1.3	0	2.5	0.2	0.2	C51
Vagina	14	0	0	0	0.2	0	0	0	0	0	0	0	0	0.7	2.6	0.6	1.4	1.3	0.2	0.2	C52
Cervix Uteri	380	0	0	0	0	0	0	0.8	2.7	5.2	8.5	14.6	20	16.6	19.1	27.8	25.6	20.8	6.7	6.1	C53
Corpus Uteri	190	0	0	0	0	0	0	0.3	0.9	2.4	3	5.4	11.4	9.9	14.3	15.1	10	7.6	3.3	3.1	C54
Uterus unspec.	90	0	0	0	0	0	0.4	0.6	1.2	0	1.4	2.6	6.1	4.2	4.8	4.4	9.3	3.2	1.6	1.4	C55
Ovary	359	0	0	0	0.2	1.5	2.4	4.2	4	3.9	7.2	16	17.8	19.8	14.7	17.7	14.2	12	6.3	5.9	C56
Other Female Genital	4	0	0	0	0	0	0	0	0	0.3	0	0.3	0.3	0	0	0	0	0.6	0.1	0.1	C57
Placenta	9	0	0	0	0	0	0.4	0.8	0.3	0	0.3	0	0	0	0.4	0	0	0	0.2	0.2	C58
Kidney	44	0	0.9	0	0	0	0	0	0	0.6	0	1.4	1.2	2.1	2.6	2.5	2.1	6.3	0.8	0.7	C64
Renal Pelvis	1	0	0	0	0	0	0	0	0	0	0	0	0	0	0	0	0	0	0	0	C65
Ureter	0	0	0	0	0	0	0	0	0	0	0	0	0	0	0	0	0	0	0	0	C66
Bladder	28	0	0	0	0	0	0	0	0	0	0	0	0	1.1	2.2	1.9	6.4	5	0.5	0.4	C67
Other Urinary organs	0	0	0	0	0	0	0	0	0	0	0	0	0	0	0	0	0	0	0	0	C68
Eye	5	0	0.2	0	0	0	0	0	0	0	0	0	0	0	0	0	0	1.3	0.1	0.1	C69
Brain, Nervous system	204	0	1.5	2.1	2.2	0.9	1.5	1.4	2.4	5.2	3.9	7.1	8	8.5	6.5	8.2	3.6	5	3.6	3.4	C70-C72
Thyroid	149	0	0	0	0.5	0.5	1.9	2.3	3.1	2.4	3	6.3	5.2	6.4	7.8	8.2	2.8	3.2	2.6	2.5	C73
Adrenal gland	0	0	0	0	0	0	0	0	0	0	0	0	0	0	0	0	0	0	0	0	C74
Other Endocrine	16	0	0	0	0	0.2	0	0	0	0.3	0.3	0.6	2.2	0.7	0.4	0.6	0	0	0.3	0.3	C75
Hodgkin disease	23	0	0	0	0	0.5	1.3	0.8	0.6	0	0.6	0.9	1.2	0	0	0	0	0	0.4	0.4	C81
Non-Hodgkin Lymphoma	150	0	0	0.2	0.5	0	1.3	1.7	0.9	3	1.7	4.6	7.1	6	8.7	8.2	8.5	8.8	2.6	2.4	C82-C85/C96
Immunoproliferative dis.	0	0	0	0	0	0	0	0	0	0	0	0	0	0	0	0	0	0	0	0	C88
Multiple Myeloma	22	0	0	0	0	0	0	0	0	0	0.6	0	1.2	1.8	1.3	3.2	0.7	1.3	0.4	0.4	C90
Lymphoid Leukaemia	43	0	2.4	1.6	1	1	0.4	0.6	0.3	0	0	0.3	0	0.4	0.4	0.6	0.7	0.6	0.8	0.8	C91
Myeloid Leukaemia	91	0	0.4	1.1	0.3	1.2	0.2	1.4	1.2	3	2.2	2.3	2.5	3.9	2.6	1.3	5	2.5	1.6	1.5	C92-C94
Leukaemia unspec.	17	0	0.6	0	0	0.2	0	0.3	0.3	0.6	0	0.3	0.3	1.1	0	0.6	0.7	1.3	0.3	0.3	C95
Other & unspecified	48	0	0	0.2	0	0	0.2	0.3	0.6	0.6	1.1	0.6	0.6	2.8	3.5	3.2	2.1	5.7	0.8	0.8	Other
All sites Total	5504	0	6	6	7	8	14	25	42	78	111	185	233	274	284	326	333	372	96.6	88.5	All



APPENDIX 59: NUMBER OF NEW CANCER CASES BY SITES AND AGE GROUP, KEDAH, ALL RESIDENTS, MALES, 2007-2011

Site	All Ages	Age Unk.	0- 4	5- 9	10- 14	15- 19	20- 24	25- 29	30- 34	35- 39	40- 44	45- 49	50- 54	55- 59	60- 64	65- 69	70- 74	75+ 75+	% of Total	ICD (10th)
Lip	2	0	0	0	0	0	0	0	0	0	0	0	0	0	0	2	0	0	0.10%	C00
Tongue	41	0	0	0	0	0	0	0	0	2	7	2	5	5	6	2	7	3	1.50%	C01-C02
Mouth	39	0	0	0	1	0	1	2	1	1	4	2	3	3	7	4	3	7	1.40%	C03-C06
Salivary glands	24	0	0	0	0	0	0	0	2	0	1	1	4	1	5	2	4	4	0.90%	C07-C08
Tonsil	17	0	0	0	0	0	1	0	0	0	2	2	1	1	3	1	3	3	0.60%	C09
Other Oropharynx	9	0	0	0	0	0	0	1	0	0	0	1	0	0	2	1	3	3	0.30%	C10
Nasopharynx	182	0	0	0	4	3	5	3	4	14	15	31	27	26	18	15	10	7	6.60%	C11
Hypopharynx	18	0	0	0	0	0	0	0	0	0	0	1	1	1	3	3	4	4	0.60%	C12-C13
Pharynx unspec.	10	0	0	0	0	0	0	0	0	0	0	0	2	2	2	3	1	0	0.40%	C14
Oesophagus	61	0	0	0	0	0	0	0	0	1	1	4	8	3	9	9	10	16	2.20%	C15
Stomach	80	0	0	0	0	2	0	0	2	3	3	5	3	13	7	8	12	22	2.90%	C16
Small intestine	3	0	0	0	0	0	0	0	0	0	0	0	0	0	1	0	0	0	0.10%	C17
Colon	341	0	0	0	0	1	4	8	5	12	17	29	45	43	41	43	37	56	12.30%	C18
Rectum	201	0	0	0	0	0	0	2	1	7	7	15	13	34	39	33	31	19	7.20%	C19-C20
Anus	3	0	0	0	0	0	0	0	0	0	1	0	0	1	0	0	0	1	0.10%	C21
Liver	128	0	3	0	0	0	0	1	3	3	4	11	16	21	18	16	21	11	4.60%	C22
Gallbladder etc.	14	0	0	0	0	0	0	0	0	0	1	1	4	3	2	0	1	2	0.50%	C23-C24
Pancreas	61	0	0	0	0	0	0	2	1	3	3	4	9	10	7	7	3	12	2.20%	C25
Nose, sinuses etc.	25	0	0	0	0	0	0	0	0	3	5	3	0	1	4	3	2	4	0.90%	C30-C31
Larynx	53	0	0	0	1	0	0	0	0	0	0	2	5	8	10	12	7	8	1.90%	C32
Trachea,Bronchus,Lung	400	0	0	0	0	1	4	2	6	10	15	18	41	45	52	70	62	75	14.40%	C33-C34
Other Thoracic organs	6	0	0	0	0	1	1	0	0	0	0	0	0	1	1	2	0	0	0.20%	C37-C38
Bone	39	0	1	0	3	5	1	2	4	2	1	3	2	1	3	5	1	5	1.40%	C40-C41
Melanoma of Skin	4	0	0	0	0	0	0	0	0	0	0	1	0	0	0	0	0	0	0.10%	C43
Other Skin	88	0	0	0	1	2	1	0	1	2	4	6	5	16	8	13	13	16	3.20%	C44
Mesothelioma	0	0	0	0	0	0	0	0	0	0	0	0	0	0	0	0	0	0	0.00%	C45
Kaposi sarcoma	0	0	0	0	0	0	0	0	0	0	0	0	0	0	0	0	0	0	0.00%	C46
Connective,Soft tissue	22	0	2	1	0	2	1	1	0	1	1	0	3	4	1	2	1	2	0.80%	C47,C49
Breast	6	0	0	0	0	0	0	0	0	0	1	0	1	3	1	0	0	0	0.20%	C50
Penis	0	0	0	0	0	0	0	0	0	0	0	0	0	0	0	0	0	0	0.00%	C60
Prostate	216	0	0	0	0	1	0	1	0	0	3	2	5	11	26	39	65	63	7.80%	C61
Testis	40	0	3	1	0	5	8	8	5	2	2	2	2	0	1	1	0	1	1.40%	C62
Other male genital	2	0	0	0	0	0	0	0	0	0	0	0	0	0	1	0	0	1	0.10%	C63
Kidney	69	0	5	1	0	0	0	0	1	2	2	7	14	8	13	9	3	4	2.50%	C64
Renal Pelvis	0	0	0	0	0	0	0	0	0	0	0	0	0	0	0	0	0	0	0.00%	C65
Ureter	0	0	0	0	0	0	0	0	0	0	0	0	0	0	0	0	0	0	0.00%	C66
Bladder	130	0	0	0	0	0	2	2	3	1	3	2	9	14	18	22	31	23	4.70%	C67
Other Urinary organs	0	0	0	0	0	0	0	0	0	0	0	0	0	0	0	0	0	0	0.00%	C68
Eye	7	0	3	0	0	0	0	0	0	0	0	0	0	0	0	0	2	2	0.30%	C69
Brain, Nervous system	59	0	9	6	2	5	1	1	4	4	5	5	4	4	4	3	1	1	2.10%	C70-C72
Thyroid	38	0	0	0	0	2	0	1	1	1	5	8	1	5	6	2	4	2	1.40%	C73
Adrenal gland	4	0	2	0	0	0	0	0	0	0	1	0	1	1	0	0	1	0	0.10%	C74
Other Endocrine	2	0	0	0	0	0	0	0	0	0	1	0	1	0	0	0	0	0	0.10%	C75
Hodgkin disease	8	0	0	0	2	2	1	0	0	0	1	0	1	1	0	0	0	0	0.30%	C81
Non-Hodgkin lymphoma	145	0	3	2	4	5	6	2	10	3	12	11	16	11	9	20	12	19	5.20%	C82-C85,C96
Immunoproliferative dis.	1	0	0	0	0	0	0	0	0	0	0	0	0	0	0	0	0	1	0.00%	C88
Multiple Myeloma	14	0	0	0	0	0	0	1	0	0	1	0	0	3	4	2	1	2	0.50%	C90
Lymphoid Leukaemia	19	0	7	3	0	1	0	0	0	0	0	1	2	2	1	1	0	1	0.70%	C91
Myeloid Leukaemia	72	0	6	3	4	1	4	6	4	5	4	3	14	3	7	5	3	0	2.60%	C92-C94
Leukaemia unspec.	61	0	12	12	11	3	3	2	3	2	1	2	3	0	1	3	0	3	2.20%	C95
Other & unspecified	10	0	0	0	0	0	0	0	0	1	4	1	0	1	0	1	0	2	0.40%	Other
All sites Total	2774	0	56	29	33	41	44	48	63	86	136	191	270	311	339	364	358	405	100.00%	All



APPENDIX 60: NUMBER OF NEW CANCER CASES BY SITES AND AGE GROUP, KEDAH, ALL RESIDENTS, FEMALES, 2007-2011

Site	All Ages	Age Unk.	0-4	5-9	10-14	15-19	20-24	25-29	30-34	35-39	40-44	45-49	50-54	55-59	60-64	65-69	70-74	75+	% of Total	ICD (10th)
Lip	5	0	0	0	0	0	0	0	0	0	0	0	0	0	0	0	2	3	0.10%	C00
Tongue	40	0	0	0	0	0	1	1	2	1	6	2	2	7	5	4	2	7	1.10%	C01-C02
Mouth	46	0	0	0	1	1	0	1	2	2	3	2	3	3	6	5	8	11	1.30%	C03-C06
Salivary glands	28	0	0	0	0	1	0	0	1	2	1	2	5	3	5	2	3	3	0.80%	C07-C08
Tonsil	9	0	0	0	0	0	0	0	0	0	0	1	0	1	1	0	3	3	0.30%	C09
Other Oropharynx	1	0	0	0	0	0	0	0	0	0	0	0	0	0	0	1	0	0	0.00%	C10
Nasopharynx	48	0	0	0	0	0	3	1	4	1	7	7	4	7	4	3	6	1	1.30%	C11
Hypopharynx	8	0	0	0	0	0	0	0	0	0	2	1	0	0	0	0	4	1	0.20%	C12-C13
Pharynx unsp.	1	0	0	0	0	0	0	0	0	0	0	0	0	0	0	0	1	0	0.00%	C14
Oesophagus	43	0	0	0	0	0	0	0	0	0	0	1	3	6	9	6	7	5	1.20%	C15
Stomach	77	0	0	0	0	0	0	1	1	1	2	9	13	7	9	8	14	12	2.20%	C16
Small intestine	4	0	0	0	0	0	0	0	0	0	0	0	0	1	0	0	1	2	0.10%	C17
Colon	291	0	0	0	0	1	4	3	3	11	16	15	35	39	40	38	46	40	8.20%	C18
Rectum	129	0	0	0	0	0	0	2	3	2	5	9	12	11	11	28	23	23	3.60%	C19-C20
Anus	2	0	0	0	0	0	0	0	0	0	0	0	0	1	0	0	0	1	0.10%	C21
Liver	66	0	0	1	1	0	0	0	1	3	4	4	8	11	11	3	11	8	1.90%	C22
Gallbladder etc.	18	0	0	0	0	0	0	0	1	1	0	1	0	4	1	1	4	5	0.50%	C23-C24
Pancreas	31	0	0	0	0	0	2	0	1	0	3	1	3	5	3	4	5	4	0.90%	C25
Nose, sinuses etc.	8	0	0	0	0	0	0	0	1	1	0	0	1	2	0	1	2	0	0.20%	C30-C31
Larynx	6	0	0	0	0	0	0	0	0	0	1	0	1	0	0	1	1	1	0.20%	C32
Trachea, Bronchus, Lung	193	0	0	0	0	0	1	2	2	5	10	25	20	15	30	21	30	32	5.40%	C33-C34
Other Thoracic organs	3	0	0	0	0	0	0	0	0	0	0	0	0	0	1	1	1	0	0.10%	C37-C38
Bone	29	0	1	1	3	3	2	2	0	1	2	3	1	2	3	2	1	2	0.80%	C40-C41
Melanoma of Skin	3	0	0	0	0	0	0	0	0	0	0	0	0	0	1	2	0	0	0.10%	C43
Other Skin	48	0	0	0	0	3	0	0	0	1	4	1	3	4	0	5	14	13	1.30%	C44
Mesothelioma	0	0	0	0	0	0	0	0	0	0	0	0	0	0	0	0	0	0	0.00%	C45
Kaposi sarcoma	1	0	0	0	0	0	0	0	0	0	0	0	0	0	0	0	1	0	0.00%	C46
Connective Soft tissue	16	0	0	1	1	1	1	2	1	2	0	1	2	1	0	2	0	1	0.40%	C47-C49
Breast	1220	0	0	0	0	0	8	19	57	94	170	243	198	172	95	71	50	43	34.20%	C50
Vulva	5	0	0	0	0	0	0	0	0	0	3	1	0	0	0	0	0	1	0.10%	C51
Vagina	9	0	0	0	0	0	0	0	0	1	0	1	1	5	0	1	0	0	0.30%	C52
Cervix Uteri	295	0	0	0	0	0	1	8	4	23	39	47	42	43	24	25	25	14	8.30%	C53
Corpus Uteri	127	0	0	0	0	0	1	3	2	3	14	19	19	24	17	13	9	3	3.60%	C54
Uterus unsp.	19	0	0	0	0	0	0	0	1	2	3	3	2	4	5	2	0	0	0.50%	C55
Ovary	233	0	0	2	5	9	5	6	3	21	18	30	44	21	24	16	15	14	6.50%	C56
Other Female Genital	4	0	0	0	0	0	0	1	0	0	1	1	0	0	0	1	0	0	0.10%	C57
Placenta	4	0	0	0	0	1	0	0	0	0	2	1	0	0	0	0	0	0	0.10%	C58
Kidney	28	0	3	0	0	0	0	0	1	0	2	2	4	4	4	1	4	3	0.80%	C64
Renal Pelvis	1	0	0	0	0	0	0	0	0	0	0	0	1	0	0	0	0	0	0.00%	C65
Ureter	1	0	0	0	0	0	0	0	0	0	0	0	0	0	0	1	0	0	0.00%	C66
Bladder	37	0	0	0	0	0	0	0	0	0	2	2	3	3	6	6	6	9	1.00%	C67
Other Urinary organs	0	0	0	0	0	0	0	0	0	0	0	0	0	0	0	0	0	0	0.00%	C68
Eye	4	0	0	0	0	0	0	1	0	0	0	0	1	1	0	1	0	0	0.10%	C69
Brain, Nervous system	74	0	2	8	9	3	6	1	3	11	8	8	9	3	7	2	3	1	2.10%	C70-C72
Thyroid	101	0	0	0	0	0	3	7	11	11	13	10	13	12	3	10	4	1	2.80%	C73
Adrenal gland	1	0	0	0	0	0	0	0	0	0	0	0	0	1	0	0	0	0	0.00%	C74
Other Endocrine	0	0	0	0	0	0	0	0	0	0	0	0	0	0	0	0	0	0	0.00%	C75
Hodgkin disease	6	0	0	0	0	2	0	1	1	0	0	1	0	0	1	0	0	0	0.20%	C81
Non-Hodgkin lymphoma	79	0	1	1	5	2	6	1	7	5	3	6	4	9	4	9	11	5	2.20%	C82-C85;C96
Immunoproliferative dis.	1	0	0	0	0	0	0	0	0	0	0	0	0	0	0	1	0	0	0.00%	C88
Multiple Myeloma	23	0	0	0	0	0	0	0	0	0	0	0	4	5	2	5	3	1	0.60%	C90
Lymphoid Leukaemia	14	0	5	3	1	1	1	0	1	0	0	0	1	1	0	0	0	0	0.40%	C91
Myeloid Leukaemia	50	0	4	0	4	1	1	3	2	4	4	7	4	5	5	1	3	2	1.40%	C92-C94
Leukaemia unsp.	64	0	22	2	7	5	4	2	0	3	6	3	2	1	2	0	1	4	1.80%	C95
Other & unspecified	11	0	0	1	0	0	1	0	0	0	0	2	0	2	1	1	2	1	0.30%	Other
All sites Total	3565	0	38	20	37	37	51	68	113	201	355	476	470	449	341	302	327	280	100.00%	All



APPENDIX 61: CANCER INCIDENCE BY SITES AND AGE GROUP, KEDAH, ALL RESIDENTS, MALES, 2007-2011

Site	All Ages	Age Unk.	0- 4	5- 9	10- 14	15- 19	20- 24	25- 29	30- 34	35- 39	40- 44	45- 49	50- 54	55- 59	60- 64	65- 69	70- 74	75+ 75+	Crude Rate	ASR World	ICD (10th)
Lip	2	0	0	0	0	0	0	0	0	0	0	0	0	0	0	2.1	0	0	0	0.1	C00
Tongue	41	0	0	0	0	0	0	0	0.7	0.7	2.4	0.7	2.1	2.5	4.1	2.1	8.5	3.7	0.9	0.9	C01-C02
Mouth	39	0	0	0	0.2	0	0.3	0.6	0.3	0.4	1.4	0.7	1.2	1.5	4.8	4.1	3.6	8.6	0.8	0.9	C03-C06
Salivary glands	24	0	0	0	0	0	0	0	0.7	0	0.3	0.4	1.7	0.5	3.4	2.1	4.8	4.9	0.5	0.6	C07-C08
Tonsil	17	0	0	0	0	0	0.3	0	0	0	0.7	0.4	0.5	0.5	2	1	3.6	0.4	0.4	0.4	C09
Other Oropharynx	9	0	0	0	0	0	0.3	0	0	0	0	0.4	0	0	1.4	1	1.2	3.7	0.2	0.2	C10
Nasopharynx	182	0	0	0	0.7	0.6	1.3	0.9	1.4	4.9	5.2	11.2	11.2	13.1	12.3	15.4	12.1	8.6	3.9	4.1	C11
Hypopharynx	18	0	0	0	0	0	0	0	0	0	0.3	0.4	0.4	0.5	2	3.1	4.8	4.9	0.4	0.5	C12-C13
Pharynx unspec.	10	0	0	0	0	0	0	0	0	0	0	0	0.8	1	1.4	3.1	1.2	0	0.2	0.3	C14
Oesophagus	61	0	0	0	0	0	0	0	0	0.4	0.3	1.4	3.3	1.5	6.1	9.2	12.1	19.6	1.3	1.5	C15
Stomach	80	0	0	0	0	0.4	0	0	0.7	1.1	1	1.8	1.2	6.5	4.8	8.2	14.5	27	1.7	1.9	C16
Small intestine	3	0	0	0	0	0	0	0	0	0	0	0.7	0	0.5	0	0	0	0	0.1	0.1	C17
Colon	341	0	0	0	0	0.2	1	2.4	1.7	4.2	5.9	10.5	18.6	21.6	28	44.1	44.9	68.7	7.3	8.1	C18
Rectum	201	0	0	0	0	0	0	0.6	0.3	2.5	2.4	5.4	5.4	17.1	26.6	33.9	37.6	23.3	4.3	4.9	C19-C20
Anus	3	0	0	0	0	0	0	0	0	0	0.3	0	0	0.5	0	0	0	1.2	0.1	0.1	C21
Liver	128	0	0.7	0	0	0	0	0.3	1	1.1	1.4	4	6.6	10.6	12.3	16.4	25.5	13.5	2.8	3.1	C22
Gallbladder etc.	14	0	0	0	0	0	0	0	0	0	0.3	0.4	1.7	1.5	1.4	0	1.2	2.5	0.3	0.3	C23-C24
Pancreas	61	0	0	0	0	0	0	0.6	0.3	1.1	1	1.4	3.7	5	4.8	7.2	3.6	14.7	1.3	1.4	C25
Nose, sinuses etc.	25	0	0	0	0	0	0	0	0	1.1	1.7	1.1	0	0.5	2.7	3.1	2.4	4.9	0.5	0.6	C26-C31
Larynx	53	0	0	0	0.2	0	0	0	0	0	0	0.7	2.1	4	6.8	12.3	8.5	9.8	1.1	1.3	C32
Trachea/Bronchus/Lung	400	0	0	0	0	0	1	0.6	2.1	3.5	5.2	6.5	17	22.6	35.5	71.8	75.2	92	8.6	9.8	C33-C34
Other Thoracic organs	6	0	0	0	0	0.2	0.3	0	0.4	0	0	0	0	0.5	0	2.1	0	0	0.1	0.1	C37-C38
Bone	39	0	0.2	0	0.5	1	0.3	0.6	1.4	0.7	0.3	1.1	0.8	0.5	2	5.1	1.2	6.1	0.8	0.9	C40-C41
Melanoma of Skin	4	0	0	0	0	0	0	0	0	0	0.3	0.4	0	0	0.7	0	1.2	0	0.1	0.1	C43
Other Skin	88	0	0	0	0.2	0.4	0.3	0	0.3	0.7	1.4	2.2	2.1	8	5.5	13.3	15.8	19.6	1.9	2.1	C44
Mesothelioma	0	0	0	0	0	0	0	0	0	0	0	0	0	0	0	0	0	0	0	0	C45
Kaposi sarcoma	0	0	0	0	0	0	0	0	0	0	0	0	0	0	0	0	0	0	0	0	C46
Connective Soft tissue	22	0	0.5	0.2	0	0.4	0.3	0.3	0	0.4	0.3	0	1.2	2	0.7	2.1	1.2	2.5	0.5	0.5	C47-C49
Breast	6	0	0	0	0	0	0	0	0	0	0.3	0	0.4	1.5	0.7	0	0	0	0.1	0.1	C50
Penis	0	0	0	0	0	0	0	0	0	0	0	0	0	0	0	0	0	0	0	0	C60
Prostate	216	0	0	0	0	0.2	0	0.3	0	0	1	0.7	2.1	5.5	17.7	40	78.8	77.3	4.6	5.5	C61
Testis	40	0	0.7	0.2	0	1	2.1	2.4	1.7	0.7	0.7	0.7	0.8	0	0	1	0	1.2	0.9	0.9	C62
Other male genital	2	0	0	0	0	0	0	0	0	0	0	0	0	0	0.7	0	0	1.2	0	0.1	C63
Kidney	69	0	1.1	0.2	0	0	0	0	0.3	0.7	0.7	2.5	5.8	4	8.9	9.2	3.6	4.9	1.5	1.7	C64
Renal Pelvis	0	0	0	0	0	0	0	0	0	0	0	0	0	0	0	0	0	0	0	0	C65
Ureter	0	0	0	0	0	0	0	0	0	0	0	0	0	0	0	0	0	0	0	0	C66
Bladder	130	0	0	0	0	0	0.5	0.6	1	0.4	1	0.7	3.7	7	12.3	22.6	37.6	28.2	2.8	3.2	C67
Other Urinary organs	7	0	0.7	0	0	0	0	0	0	0	0	0	0	0	0	0	0	0	0	0	C68
Eye	59	0	2.1	1.2	0.4	1	0.3	0.3	1.4	1.4	1.7	1.8	1.7	2	2.7	3.1	1.2	2.5	0.2	0.2	C69
Brain, Nervous system	38	0	0	0	0	0.4	0	0.3	0.3	0.4	1.7	2.9	0.4	2.5	4.1	2.1	4.8	2.5	0.8	0.9	C70-C72
Thyroid	4	0	0.5	0	0	0	0	0	0	0	0	0	0.4	0.5	0	0	1.2	0	0.1	0.1	C73
Adrenal gland	2	0	0	0	0	0	0	0	0	0	0.3	0	0.4	0	0	0	0	0	0	0	C74
Other Endocrine	8	0	0	0	0.4	0.4	0.3	0	0	0	0.3	0	0.4	0.5	0	0	0	0	0	0	C75
Hodgkin disease	145	0	0.7	0.4	0.7	1	1.6	0.6	3.5	1.1	4.2	4	6.6	5.5	6.1	20.5	14.5	23.3	3.1	3.4	C82-C85/C96
Non-Hodgkin lymphoma	1	0	0	0	0	0	0	0	0	0	0	0	0	0.5	0	0	0	0	0.2	0.2	C81
Immunoproliferative dis.	14	0	0	0	0	0	0	0.3	0	0	0.3	0	0	1.5	2.7	2.1	1.2	2.5	0.3	0.3	C88
Multiple Myeloma	19	0	0	0	0	0	0	0	0	0	0.3	0	0	0	0.7	1	0	1.2	0.4	0.5	C90
Lymphoid Leukaemia	72	0	1.6	0.6	0.7	0.2	1	1.8	1.4	1.8	1.4	1.1	5.8	1.5	4.8	5.1	3.6	0	1.5	1.6	C92-C94
Myeloid Leukaemia	61	0	2.7	2.4	2	0.6	0.8	0.6	1	0.7	0.3	0.7	1.2	0	0.7	3.1	0	3.7	1.3	1.3	C95
Leukaemia unspec.	10	0	0	0	0	0	0	0	0	0	0.4	0.3	1.4	0.5	0	1	0	2.5	0.2	0.2	Other
Other & unspecified	2774	0	13	6	6	9	11	15	22	30	47	69	112	156	231	373	434	497	59.6	66.6	All



APPENDIX 62: CANCER INCIDENCE BY SITES AND AGE GROUP, KEDAH, ALL RESIDENTS, FEMALES, 2007-2011

Site	All Ages	Age Unk.	0-4	5-9	10-14	15-19	20-24	25-29	30-34	35-39	40-44	45-49	50-54	55-59	60-64	65-69	70-74	75+	Crude Rate	ASR World	ICD (10th)
Lip	5	0	0	0	0	0	0	0	0	0	0	0	0	0	0	0	0	2.7	0.1	0.1	C00
Tongue	40	0	0	0	0	0	0.3	0.3	0.7	0.3	2	0.7	0.8	3.4	3.3	3.7	2.1	6.4	0.9	0.9	C01-C02
Mouth	46	0	0	0	0.2	0.2	0	0.3	0	0.7	1	0.7	1.2	1.5	4	4.7	8.5	10	1	1	C03-C06
Salivary glands	28	0	0	0	0	0.2	0	0	0.3	0.7	0.3	0.7	2	1.5	3.3	1.9	3.2	2.7	0.6	0.6	C07-C08
Tonsil	9	0	0	0	0	0	0	0	0	0	0	0.4	0	0.5	0.7	0	3.2	2.7	0.2	0.2	C09
Other Oropharynx	1	0	0	0	0	0	0	0	0	0	0	0	0	0	0	0	0	0	0	0	C10
Nasopharynx	48	0	0	0	0	0	0.8	0.3	1.4	0.3	2.3	2.5	1.6	3.4	2.7	2.8	6.4	0.9	1	1	C11
Hypopharynx	8	0	0	0	0	0	0	0	0	0	0.7	0.4	0	0	0	0	4.2	0.9	0.2	0.2	C12-C13
Pharynx unspec.	1	0	0	0	0	0	0	0	0	0	0	0	0	0	0	0	1.1	0	0	0	C14
Oesophagus	43	0	0	0	0	0	0	0.3	0.3	0.3	0.7	3.2	5.1	3.4	6	5.6	7.4	4.6	0.9	0.9	C15
Stomach	77	0	0	0	0	0	0	0.3	0.3	0.3	0.7	3.2	5.1	3.4	6	7.5	14.8	11	1.7	1.7	C16
Small intestine	4	0	0	0	0	0	0	0	0	0	0	0	0	0.5	0	0	1.1	1.8	0.1	0.1	C17
Colon	291	0	0	0	0	0.2	1.1	0.9	1	3.7	5.3	5.4	13.8	19.1	26.8	35.5	48.7	36.5	6.3	6.4	C18
Rectum	129	0	0	0	0	0	0.6	1	0.7	1.7	1.7	3.2	4.7	5.4	7.4	26.2	24.3	21	2.8	2.9	C19-C20
Anus	2	0	0	0	0	0	0	0	0	0	0	0	0	0.5	0	0	0	0.9	0	0	C21
Liver	66	0	0	0.2	0.2	0	0	0	0.3	1	1.3	1.4	3.2	5.4	7.4	2.8	11.6	7.3	1.4	1.4	C22
Gallbladder etc.	18	0	0	0	0	0	0	0	0.3	0.3	0	0.4	0	2	0.7	0.9	4.2	4.6	0.4	0.4	C23-C24
Pancreas	31	0	0	0	0	0	0.5	0	0.3	0	1	0.4	1.2	2.5	2	3.7	5.3	3.7	0.7	0.7	C25
Nose, sinuses etc.	8	0	0	0	0	0	0	0	0.3	0.3	0	0	0.4	1	0	0.9	2.1	0	0.2	0.2	C30-C31
Larynx	6	0	0	0	0	0	0	0	0	0	0.3	0	0.4	0	0.7	0.9	1.1	0.9	0.1	0.1	C32
Trachea, Bronchus, Lung	193	0	0	0	0	0	0.3	0.6	0.7	1.7	3.3	8.9	7.9	7.4	20.1	19.6	31.8	29.2	4.2	4.2	C33-C34
Other Thoracic organs	3	0	0	0	0	0	0	0	0	0	0	0	0	0	0.7	0.9	1.1	0	0.1	0.1	C37-C38
Bone	29	0	0.2	0.2	0.6	0.6	0.5	0.6	0	0.3	0.7	1.1	0.4	1	2	1.9	1.1	1.8	0.6	0.6	C40-C41
Melanoma of Skin	3	0	0	0	0	0	0	0	0	0	0	0	0	0	0.7	1.9	0	0	0.1	0.1	C43
Other Skin	48	0	0	0	0	0.6	0	0	0	0.3	1.3	0.4	1.2	2	0	4.7	14.8	11.9	1	1	C44
Mesothelioma	0	0	0	0	0	0	0	0	0	0	0	0	0	0	0	0	0	0	0	0	C45
Kaposi sarcoma	1	0	0	0	0	0	0	0	0	0	0	0	0	0	0	0	1.1	0	0	0	C46
Connective Soft tissue	16	0	0	0	0.2	0.2	0.3	0.6	0.3	0.7	0	0.4	0.8	0.5	0	1.9	0	0.9	0.3	0.3	C47-C49
Breast	1220	0	0	0	0	0	2.1	5.8	19.6	31.3	56.4	86.8	78.1	84.3	63.6	66.4	52.9	39.3	26.2	25.9	C50
Vulva	5	0	0	0	0	0	0	0	0	0	1	0.4	0	0	0	0	0	0.9	0.1	0.1	C51
Vagina	9	0	0	0	0	0	0	0	0	0.3	0	0.4	0.4	2.5	0	0.9	0	0	0.2	0.2	C52
Cervix Uteri	295	0	0	0	0	0	0.3	2.5	1.4	7.7	12.9	16.8	16.6	21.1	16.1	23.4	26.5	12.8	6.3	6.3	C53
Corpus Uteri	127	0	0	0	0	0	0.3	0.9	0.7	1	4.6	6.8	7.5	11.8	11.4	12.2	9.5	2.7	2.7	2.8	C54
Uterus unspec.	19	0	0	0	0	0	0	0	0.3	0.7	1.1	1.1	0.8	2	3.3	1.9	0	0	0.4	0.4	C55
Ovary	233	0	0	0.4	1	1.9	1.3	1.8	1	7	6	10.7	17.4	10.3	16.1	15	15.9	12.8	5	5	C56
Other Female Genital	4	0	0	0	0	0	0	0.3	0	0	0.3	0.4	0	0	0.7	0	0	0	0.1	0.1	C57
Placenta	4	0	0	0	0	0.2	0	0	0	0	0.7	0.4	0	0	0	0	0	0	0.1	0.1	C58
Kidney	28	0	0.7	0	0	0	0	0	0.3	0	0.7	0.7	1.6	2	2.7	0.9	4.2	2.7	0.6	0.6	C64
Renal Pelvis	1	0	0	0	0	0	0	0	0	0	0	0	0.4	0	0	0	0	0	0	0	C65
Ureter	1	0	0	0	0	0	0	0	0	0	0	0	0	0	0	0.9	0	0	0	0	C66
Bladder	37	0	0	0	0	0	0	0	0	0	0.7	0.7	1.2	1.5	4	5.6	6.4	8.2	0.8	0.8	C67
Other Urinary organs	0	0	0	0	0	0	0	0	0	0	0	0	0	0	0	0	0	0	0	0	C68
Eye	4	0	0	0	0	0	0	0.3	0	0	0	0	0.4	0.5	0	0.9	0	0	0.1	0.1	C69
Brain, Nervous system	74	0	0.5	1.7	1.8	0.6	1.6	0.3	1	0.3	2.7	2.9	3.6	1.5	4.7	1.9	3.2	0.9	1.6	1.6	C70-C72
Thyroid	101	0	0	0	0	0.6	0.8	2.2	3.8	3.7	4.3	3.6	5.1	5.9	2	9.3	4.2	0.9	2.2	2.2	C73
Adrenal gland	1	0	0	0	0	0	0	0	0	0	0	0	0	0.5	0	0	0	0	0	0	C74
Other Endocrine	1	0	0	0	0	0	0	0	0	0	0	0	0	0	0	0	0	0	0	0	C75
Hodgkin disease	6	0	0	0	0	0.4	0	0.3	0.3	0	0	0.4	0	0	0.7	0	0	0	0.1	0.1	C81
Non-Hodgkin Lymphoma	79	0	0.2	0.2	1	0.4	1.6	0.3	2.4	1.7	1	2.1	1.6	4.4	2.7	8.4	11.6	4.6	1.7	1.7	C82-C85,C96
Immunoproliferative dis.	1	0	0	0	0	0	0	0	0	0	0	0	0	0	0	0	0	0	0	0	C88
Multiple Myeloma	23	0	0	0	0	0	0	0	0	0	0.3	0.7	1.6	2.5	1.3	4.7	3.2	0.9	0.5	0.5	C90
Lymphoid Leukaemia	14	0	1.2	0.6	0.2	0.2	0.3	0	0.3	0	0	0	0	0.5	0	0	1.1	0	0.3	0.3	C91
Myeloid Leukaemia	50	0	1	0	0.8	0.2	0.3	0.9	0.7	1.3	1.3	2.5	1.6	2.5	3.3	0.9	3.2	1.8	1.1	1.1	C92-C94
Leukaemia unspec.	64	0	5.3	0.4	1.4	1.1	1.1	0.6	0	1	2	1.1	0.8	0.5	1.3	0	1.1	3.7	1.4	1.5	C95
Other & unspecified	11	0	0	0.2	0	0	0.3	0	0	0	0	0.7	0	1	0.7	0.9	2.1	0.9	0.2	0.2	Other
All sites Total	3565	0	9	4	7	8	13	21	39	67	118	170	185	220	228	282	346	256	76.7	77	All



APPENDIX 63: NUMBER OF NEW CANCER CASES BY SITES AND AGE GROUP, WPKL & PUTRAJAYA, ALL RESIDENTS, MALES, 2007-2011

Site	All Ages	Age Unk.	0- -4	5- -9	10- -14	15- -19	20- -24	25- -29	30- -34	35- -39	40- -44	45- -49	50- -54	55- -59	60- -64	65- -69	70- -74	75+ -	% of Total (10th)	ICD (10th)
Lip	2		0	0	0	0	0	0	0	0	0	0	1	1	0	0	0	0	0.10%	C00
Tongue	37	0	0	0	0	0	1	1	3	1	0	4	5	8	4	3	4	3	1.60%	C01-C02
Mouth	28	0	0	0	0	1	0	1	0	2	1	2	4	4	5	4	3	1	1.20%	C03-C06
Salivary glands	12	0	0	0	0	0	0	0	1	1	1	1	1	0	3	3	1	0	0.50%	C07-C08
Tonsil	7	0	0	0	0	1	0	0	1	1	0	1	1	0	1	0	1	0	0.30%	C09
Other Oropharynx	5	0	0	0	0	0	0	0	0	0	0	1	0	1	1	2	0	0	0.20%	C10
Nasopharynx	210	0	0	0	0	3	2	4	18	21	18	25	30	26	26	21	5	11	9.20%	C11
Hypopharynx	7	0	0	0	0	0	0	0	1	0	0	0	2	0	2	0	1	1	0.30%	C12-C13
Pharynx unspc.	5	0	0	0	0	0	0	0	0	0	0	0	0	0	1	1	0	1	0.20%	C14
Oesophagus	32	0	0	0	0	0	0	0	0	2	3	3	2	1	4	8	4	4	1.40%	C15
Stomach	80	0	0	0	0	0	0	2	3	2	1	6	7	8	7	17	12	15	3.50%	C16
Small intestine	10	0	0	0	0	0	0	1	0	0	1	2	1	1	2	0	2	0	0.40%	C17
Colon	166	0	0	0	0	0	2	1	1	4	4	6	20	22	28	25	23	30	7.30%	C18
Rectum	260	0	0	0	0	0	0	0	3	5	17	11	28	36	48	49	38	25	11.40%	C19-C20
Anus	2	0	0	0	0	0	0	0	0	0	0	0	0	0	0	0	1	0	0.10%	C21
Liver	79	0	0	0	1	0	0	1	1	1	5	8	14	10	17	8	10	3	3.50%	C22
Gallbladder etc.	16	0	0	0	0	0	0	0	1	0	0	1	1	3	3	1	2	4	0.70%	C23-C24
Pancreas	53	0	0	0	0	0	0	0	0	1	1	6	4	8	11	6	10	5	2.30%	C25
Nose, sinuses etc.	11	0	0	0	0	0	0	0	2	0	0	1	3	1	2	1	0	1	0.50%	C30-C31
Larynx	49	0	0	0	0	0	0	0	1	0	0	4	6	10	2	11	8	7	2.20%	C32
Trachea, Bronchus, Lung	383	0	0	0	0	0	2	1	2	9	10	33	51	45	60	61	55	54	16.80%	C33-C34
Other Thoracic organs	14	0	0	0	0	0	2	4	2	0	0	1	2	1	0	1	0	1	0.60%	C37-C38
Bone	28	0	0	2	5	3	1	3	1	1	0	2	1	3	2	1	2	1	1.20%	C40-C41
Melanoma of Skin	0	0	0	0	0	0	0	0	0	0	0	0	0	0	0	0	0	0	0.00%	C43
Other Skin	42	0	0	0	0	0	0	1	0	0	0	1	0	6	4	12	5	13	1.80%	C44
Mesothelioma	1	0	0	0	0	0	0	0	0	0	0	0	0	0	0	0	0	0	0.00%	C45
Kaposi sarcoma	0	0	0	0	0	0	0	0	0	0	0	0	0	0	0	0	0	0	0.00%	C46
Connective Soft tissue	18	0	0	0	1	1	0	2	3	0	4	1	2	1	0	1	0	2	0.80%	C47-C49
Breast	7	0	0	0	0	0	0	0	0	0	0	1	0	2	2	0	0	0	0.30%	C50
Penis	3	0	0	0	0	0	0	0	0	0	0	0	0	0	0	1	1	1	0.10%	C60
Prostate	187	0	0	0	0	0	0	0	0	0	0	0	8	19	31	50	47	32	8.20%	C61
Testis	37	0	1	1	0	2	6	11	6	2	1	3	2	0	1	1	0	0	1.60%	C62
Other male genital	0	0	0	0	0	0	0	0	0	0	0	0	0	0	0	0	0	0	0.00%	C63
Kidney	39	0	0	0	0	0	0	0	1	0	2	6	10	4	6	2	4	4	1.70%	C64
Renal Pelvis	0	0	0	0	0	0	0	0	0	0	0	0	0	0	0	0	0	0	0.00%	C65
Ureter	1	0	0	0	0	0	0	0	0	0	0	0	0	0	0	0	0	1	0.00%	C66
Bladder	39	0	0	0	0	0	0	0	2	1	1	0	5	4	5	6	6	9	1.70%	C67
Other Urinary organs	0	0	0	0	0	0	0	0	0	0	0	0	0	0	0	0	0	0	0.00%	C68
Eye	6	0	1	0	0	0	0	0	0	0	0	0	2	0	0	0	1	0	0.30%	C69
Brain, Nervous system	74	0	3	4	1	5	0	6	8	7	3	4	0	10	6	1	6	2	3.20%	C70-C72
Thyroid	23	0	0	0	0	0	0	1	2	0	2	1	5	4	2	3	3	0	1.00%	C73
Adrenal gland	1	0	1	0	0	0	0	0	0	0	0	0	0	0	0	0	0	0	0.00%	C74
Other Endocrine	8	0	0	0	0	2	0	0	0	0	0	2	0	1	1	1	0	0	0.40%	C75
Hodgkin disease	23	0	0	0	0	5	2	5	1	3	1	0	2	1	0	1	2	0	1.00%	C81
Non-Hodgkin lymphoma	112	0	1	1	2	3	4	9	3	3	9	8	12	16	14	15	8	4	4.90%	C82-C85;C96
Immunoproliferative dis.	2	0	0	0	0	0	0	0	0	0	0	0	1	0	0	0	0	1	0.10%	C88
Multiple Myeloma	24	0	0	0	0	0	0	0	0	0	0	1	6	3	6	3	1	2	1.10%	C90
Lymphoid Leukaemia	15	0	3	4	1	1	2	0	1	0	0	1	1	0	1	0	1	0	0.70%	C91
Myeloid Leukaemia	67	0	0	0	3	6	7	1	4	4	3	5	2	12	5	5	5	5	2.90%	C92-C94
Leukaemia unspc.	9	0	0	2	0	1	0	2	1	1	0	1	0	0	1	0	0	0	0.40%	C95
Other & unspecified	43	0	0	0	0	0	0	2	0	1	7	6	3	4	8	6	3	3	1.90%	Other
All sites Total	2277	0	10	14	14	34	31	61	75	74	100	160	252	279	321	331	275	246	100.00%	All

APPENDIX 64: NUMBER OF NEW CANCER CASES BY SITES AND AGE GROUP, WPKL & PUTRAJAYA, ALL RESIDENTS, FEMALES, 2007-2011



Site	All Ages	Age Unk.	0-4	5-9	10-14	15-19	20-24	25-29	30-34	35-39	40-44	45-49	50-54	55-59	60-64	65-69	70-74	75+	% of Total	IDC (10th)
Lip	1		0	0	0	0	0	0	0	0	0	0	1	0	0	0	0	0	0.00%	C00
Tongue	42	0	0	0	0	0	1	1	2	1	2	3	8	4	6	3	5	6	1.30%	C01-C02
Mouth	40	0	0	0	0	2	1	1	0	1	3	0	1	6	6	5	6	9	1.20%	C03-C06
Salivary glands	10	0	0	0	1	0	1	0	0	2	2	1	0	1	1	0	1	0	0.30%	C07-C08
Tonsil	4	0	0	0	0	0	0	0	0	0	0	1	0	2	0	1	0	0	0.10%	C09
Other Oropharynx	0	0	0	0	0	0	0	0	0	0	0	0	0	0	0	0	0	0	0.00%	C10
Nasopharynx	71	0	0	0	0	2	2	4	4	6	6	10	11	7	6	8	1	4	2.10%	C11
Hypopharynx	1	0	0	0	0	0	0	0	0	0	0	0	0	1	0	0	0	0	0.00%	C12-C13
Pharynx unspec.	1	0	0	0	0	0	0	0	0	0	0	1	0	0	0	0	0	0	0.00%	C14
Oesophagus	14	0	0	0	0	0	0	0	0	0	1	2	1	2	1	1	3	3	0.40%	C15
Stomach	65	0	0	0	0	0	0	2	2	1	8	5	1	8	8	14	6	10	2.00%	C16
Small intestine	5	0	0	0	0	0	0	0	1	0	0	0	2	0	1	1	0	0	0.20%	C17
Colon	159	0	0	0	0	0	1	1	1	4	8	17	12	26	23	24	19	24	4.80%	C18
Rectum	184	0	0	0	0	0	1	1	2	5	9	10	17	35	30	26	23	25	5.60%	C19-C20
Anus	5	0	0	0	0	0	0	0	0	0	0	0	0	2	1	1	0	1	0.20%	C21
Liver	24	0	0	0	0	0	0	1	1	0	2	4	3	5	4	0	2	2	0.70%	C22
Gallbladder etc.	10	0	0	0	0	0	0	0	1	0	1	0	0	2	2	1	1	2	0.30%	C23-C24
Pancreas	35	0	0	0	0	0	0	0	2	1	0	1	1	7	9	5	3	6	1.10%	C25
Nose, sinuses etc.	13	0	1	0	0	0	0	0	0	0	0	1	1	0	2	1	1	2	0.40%	C30-C31
Larynx	9	0	0	0	0	0	0	0	0	0	1	2	1	1	1	2	0	1	0.30%	C32
Trachea, Bronchus, Lung	175	0	0	0	0	0	1	2	3	4	9	12	19	24	29	28	20	24	5.30%	C33-C34
Other Thoracic organs	3	0	0	0	0	0	0	0	0	0	0	0	0	0	0	0	1	2	0.10%	C37-C38
Bone	21	0	0	1	2	0	0	0	1	2	1	2	0	3	2	3	1	1	0.60%	C40-C41
Melanoma of Skin	4	0	0	0	0	0	1	0	0	0	1	0	0	0	0	1	0	1	0.10%	C43
Other Skin	33	0	0	0	0	0	0	1	0	2	0	1	2	3	4	3	4	13	1.00%	C44
Mesothelioma	1	0	0	0	0	0	0	0	0	0	0	0	0	0	0	0	0	1	0.00%	C45
Kaposi sarcoma	0	0	0	0	0	0	0	0	0	0	0	0	0	0	0	0	0	0	0.00%	C46
Connective, Soft tissue	17	0	0	0	0	0	0	2	2	2	2	4	0	1	0	2	0	1	0.50%	C47-C49
Breast	1453	0	0	0	0	0	3	14	64	95	190	272	242	207	153	90	71	52	43.90%	C50
Vulva	4	0	0	0	0	0	0	0	0	0	0	0	0	1	0	1	1	1	0.10%	C51
Vagina	10	0	0	0	0	0	0	0	0	0	1	3	1	3	0	0	1	0	0.30%	C52
Cervix Uteri	222	0	0	0	0	0	2	2	10	12	23	39	33	23	18	24	15	21	6.70%	C53
Corpus Uteri	112	0	0	0	0	0	0	0	4	5	6	12	27	19	17	9	8	5	3.40%	C54
Uterus unspec.	44	0	0	0	0	0	0	0	1	0	3	10	6	5	3	8	6	2	1.30%	C55
Ovary	118	0	0	0	0	2	1	2	7	4	12	21	22	15	9	14	5	4	3.60%	C56
Other Female Genital	2	0	0	0	0	0	0	0	0	0	0	2	0	0	0	0	0	0	0.10%	C57
Placenta	0	0	0	0	0	0	0	0	0	0	0	0	0	0	0	0	0	0	0.00%	C58
Kidney	20	0	0	0	0	0	0	0	0	1	0	4	1	1	3	0	7	3	0.60%	C64
Renal Pelvis	0	0	0	0	0	0	0	0	0	0	0	0	0	0	0	0	0	0	0.00%	C65
Ureter	0	0	0	0	0	0	0	0	0	0	0	0	0	0	0	0	0	0	0.00%	C66
Bladder	18	0	0	0	1	0	0	0	0	0	0	1	3	2	4	2	0	5	0.50%	C67
Other Urinary organs	1	0	0	0	0	0	0	0	0	0	0	0	1	0	0	0	0	0	0.00%	C68
Eye	3	0	0	0	0	1	0	0	0	1	0	0	0	0	1	0	0	0	0.10%	C69
Brain, Nervous system	51	0	4	3	0	5	0	5	0	0	3	3	5	4	3	5	6	0	1.50%	C70-C72
Thyroid	70	0	0	0	1	3	7	8	3	8	3	6	8	4	3	7	5	4	2.10%	C73
Adrenal gland	2	0	0	0	0	0	0	0	0	0	0	0	1	0	0	0	0	1	0.10%	C74
Other Endocrine	3	0	0	0	0	0	0	0	0	0	1	0	0	0	1	1	0	0	0.10%	C75
Hodgkin disease	14	0	0	0	0	0	0	4	0	0	0	1	1	1	0	0	0	0	0.40%	C81
Non-Hodgkin lymphoma	92	0	1	0	2	2	5	9	1	3	3	9	8	13	10	12	10	4	2.80%	C82-C85;C96
Immunoproliferative dis.	3	0	0	0	0	0	1	0	0	0	0	0	1	0	0	0	0	1	0.10%	C88
Multiple Myeloma	15	0	0	0	0	0	0	0	0	0	1	1	2	2	3	2	3	1	0.50%	C90
Lymphoid Leukaemia	12	0	5	0	1	0	0	0	0	0	1	0	0	2	1	1	0	0	0.40%	C91
Myeloid Leukaemia	54	0	0	1	2	1	4	9	3	4	5	5	6	5	2	3	4	0	1.60%	C92-C94
Leukaemia unspec.	9	0	0	2	1	1	1	1	0	0	0	0	1	1	1	0	0	0	0.30%	C95
Other & unspecified	28	0	0	0	0	1	0	0	2	4	3	1	5	2	1	2	2	5	0.80%	Other
All sites Total	3307	0	11	7	11	24	36	73	117	176	310	467	457	450	369	311	241	247	100.00%	All



APPENDIX 65: CANCER INCIDENCE BY SITES AND AGE GROUP, WPKL & PUTRAJAYA, ALL RESIDENTS, MALES, 2007-2011

Site	All Ages	Age Unk.	0- 4	5- 9	10- 14	15- 19	20- 24	25- 29	30- 34	35- 39	40- 44	45- 49	50- 54	55- 59	60- 64	65- 69	70- 74	75+ 75+	Crude Rate	ASR World	ICD (10th)
Lip	2		0	0	0	0	0	0	0	0	0	0	0.5	0.6	0	0	0	0	0	0.1	C00
Tongue	37	0	0	0	0	0	0.3	0.3	0.9	0.4	0	0	1.6	2.5	3.6	4.3	7.6	6.3	1	1.1	C01-C02
Mouth	28	0	0	0	0	0.3	0	0.3	0	0.7	0.4	0.8	2	2.6	4.4	5.7	5.7	2.1	0.7	0.9	C03-C06
Salivary glands	12	0	0	0	0	0	0	0	0.3	0.4	0.4	0.4	0.5	0	2.7	4.3	1.9	0	0.3	0.4	C07-C08
Tonsil	7	0	0	0	0	0.3	0	0	0.3	0.4	0	0.4	0.5	0	0.9	0	1.9	0	0.2	0.2	C09
Other Oropharynx	5	0	0	0	0	0	0	0	0	0	0	0	0.4	0	0.6	0.9	0	0	0.1	0.2	C10
Nasopharynx	210	0	0	0	0	0.9	0.5	1	5.3	7.5	7.4	10	15.1	16.8	23.1	30	9.5	22.9	5.5	5.9	C11
Hypopharynx	7	0	0	0	0	0	0	0	0.3	0	0	0	1	0	1.8	0	1.9	2.1	0.2	0.2	C12-C13
Pharynx unspec.	5	0	0	0	0	0	0	0	0	0.4	0	0	0	0.6	0.9	1.4	0	2.1	0.1	0.2	C14
Oesophagus	32	0	0	0	0	0	0	0.3	0	0.7	1.2	1.2	1	0.6	3.6	11.4	7.6	8.3	0.8	1.1	C15
Stomach	80	0	0	0	0	0	0	0.5	0.9	0.7	0.4	2.4	3.5	5.2	6.2	24.3	22.9	31.3	2.1	2.7	C16
Small intestine	10	0	0	0	0	0	0	0.3	0	0	0.4	0.8	0.5	0.6	1.8	0	3.8	0	0.3	0.3	C17
Colon	166	0	0	0	0	0	0.5	0.3	0.3	1.4	1.6	2.4	10.1	14.2	24.9	35.7	43.8	62.5	4.3	5.7	C18
Rectum	260	0	0	0	0	0	0	0.9	1.8	7	4.4	14.1	23.3	23.3	42.7	70	72.4	52.1	6.8	8.8	C19-C20
Anus	2	0	0	0	0	0	0	0	0	0	0.4	0	0	0	0	0	1.9	0	0.1	0.1	C21
Liver	79	0	0	0	0.3	0	0	0.3	0.3	0.4	2.1	3.2	7.1	6.5	15.1	11.4	19.1	6.3	2.1	2.5	C22
Gallbladder etc.	16	0	0	0	0	0	0	0	0.3	0	0	0.4	0.5	1.9	2.7	1.4	3.8	8.3	0.4	0.5	C23-C24
Pancreas	53	0	0	0	0	0	0	0	0.3	0.4	0.4	2.4	2	5.2	9.8	8.6	19.1	10.4	1.4	1.8	C25
Nose, sinuses etc.	11	0	0	0	0	0	0	0	0.6	0	0.4	0	1.5	0.6	1.8	1.4	0	2.1	0.3	0.3	C30-C31
Larynx	49	0	0	0	0	0	0	0	0.3	0	0	1.6	3	6.5	1.8	15.7	15.2	14.6	1.3	1.7	C32
Trachea, Bronchus, Lung	383	0	0	0	0	0	0.5	0.3	0.6	3.2	4.1	13.2	25.7	29.1	53.3	87.2	104.8	112.5	10	12.9	C33-C34
Other Thoracic organs	14	0	0	0	0	0	0.5	1	0.6	0	0	0.4	1	0.6	0	1.4	0	2.1	0.4	0.3	C37-C38
Bone	28	0	0	0.6	1.7	0.9	0.3	0.8	0.3	0.4	0	0.8	0.5	1.9	1.8	1.4	3.8	2.1	0.7	0.8	C40-C41
Melanoma of Skin	0	0	0	0	0	0	0	0	0	0	0	0	0	0	0	0	0	0	0	0	C43
Other Skin	42	0	0	0	0	0	0	0.3	0	0	0	0.4	0	0	3.6	17.1	9.5	27.1	1.1	1.6	C44
Mesothelioma	0	0	0	0	0	0	0	0	0	0	0	0	0	0	0	0	0	0	0	0	C45
Kaposi sarcoma	1	0	0	0	0	0	0	0	0	0	0.4	0	0	0	0	0	0	0	0	0	C46
Connective Soft tissue	18	0	0	0	0.3	0.3	0	0.5	0.9	0	1.6	0.4	1	0.6	0	1.4	0	4.2	0.5	0.5	C47-C49
Breast	7	0	0	0	0	0	0	0	0	0	0.4	0.8	0	1.3	1.8	0	0	0	0.2	0.2	C50
Penis	3	0	0	0	0	0	0	0	0	0	0	0	0	0	0	1.4	1.9	2.1	0.1	0.1	C60
Prostate	187	0	0	0	0	0	0	0	0	0	0	0	4	12.3	27.6	71.4	89.5	66.7	4.9	7.1	C61
Testis	37	0	0.3	0.3	0	0.6	1.5	2.8	1.8	0.7	0.4	1.2	1	0	0.9	1.4	0	0	1	0.8	C62
Other male genital	0	0	0	0	0	0	0	0	0	0	0	0	0	0	0	0	0	0	0	0	C63
Kidney	39	0	0	0	0	0	0	0	0.3	0	0.8	2.4	5	2.6	5.3	2.9	7.6	8.3	1	1.2	C64
Renal Pelvis	0	0	0	0	0	0	0	0	0	0	0	0	0	0	0	0	0	0	0	0	C65
Ureter	1	0	0	0	0	0	0	0	0	0	0	0	0	0	0	0	0	2.1	0	0	C66
Bladder	39	0	0	0	0	0	0	0	0.6	0.4	0.4	0	2.5	2.6	4.4	8.6	11.4	18.8	1	1.3	C67
Other Urinary organs	0	0	0	0	0	0	0	0	0	0	0	0	0	0	0	0	0	0	0	0	C68
Eye	6	0	0.3	0	0	0	0	0	0.3	0	0	0	1	0.6	0	0	1.9	0	0.2	0.2	C69
Brain, Nervous system	74	0	0.9	1.2	0.3	1.4	0	1.5	2.3	2.5	1.2	1.6	4	6.5	5.3	1.4	11.4	4.2	1.9	2	C70-C72
Thyroid	23	0	0	0	0	0	0	0.3	0.6	0	0.8	0.4	2.5	2.6	1.8	4.3	5.7	0	0.6	0.7	C73
Adrenal gland	1	0	0.3	0	0	0	0	0	0	0	0	0	0	0	0	0	0	0	0	0	C74
Other Endocrine	8	0	0	0	0	0.6	0	0.3	0	0	0	0.8	0	0.6	0.9	1.4	0	0	0.2	0.2	C75
Hodgkin disease	23	0	0	0	0	1.4	0.5	1.3	0.3	1.1	0.4	0	1	0.6	0	1.4	3.8	0	0.6	0.6	C81
Non-Hodgkin lymphoma	112	0	0.3	0.3	0.7	0.9	1	2.3	0.9	1.1	3.7	3.2	6	10.4	12.4	21.4	15.2	8.3	2.9	3.3	C82-C85;C96
Immunoproliferative dis.	2	0	0	0	0	0	0	0	0	0	0	0	0.5	0	0	0	0	2.1	0.1	0.1	C88
Multiple Myeloma	24	0	0	0	0	0	0	0	0	0	0.4	0.8	3	1.9	5.3	4.3	1.9	4.2	0.6	0.8	C90
Lymphoid Leukaemia	15	0	0.9	1.2	0.3	0.3	0.5	0	0.3	0	0	0.4	0	0.6	0	0	1.9	0	0.4	0.4	C91
Myeloid Leukaemia	67	0	0	0	1	1.7	1.8	0.3	1.2	1.4	1.2	2	1	7.8	4.4	7.1	9.5	10.4	1.8	1.9	C92-C94
Leukaemia unspec.	9	0	0	0.6	0	0.3	0	0.5	0.3	0.4	0	0.4	0	0	0.9	0	0	0	0.2	0.2	C95
Other & unspecified	43	0	0	0	0	0	0	0.5	0	0.4	2.9	2.4	1.5	2.6	7.1	8.6	5.7	6.3	1.1	1.3	Other
All sites Total	2277	0	3	4	5	10	8	15	22	27	41	64	127	181	285	473	524	513	59.5	73.1	All



APPENDIX 66: CANCER INCIDENCE BY SITES AND AGE GROUP, WPKL & PUTRAJAYA, ALL RESIDENTS, FEMALES, 2007-2011

Site	All Ages	Age Unk.	0-4	5-9	10-14	15-19	20-24	25-29	30-34	35-39	40-44	45-49	50-54	55-59	60-64	65-69	70-74	75+	Crude Rate	ASR World	ICD (10th)
Lip	1	0	0	0	0	0	0	0	0	0	0	0	0.5	0	0	0	0	0	0	0	C00
Tongue	42	0	0	0	0	0	0.2	0.2	0.6	0.4	0.7	1.4	4.3	2.8	5.7	4.3	10.6	10.9	1.1	1.3	C01-C02
Mouth	40	0	0	0	0	0.6	0	0.2	0.3	0	1.1	0	0.5	4.2	5.7	7.2	12.8	16.4	1.1	1.4	C03-C06
Salivary glands	10	0	0	0	0.3	0	0.2	0	0	0.7	0.7	0.5	0	0.7	1	0	2.1	0	0.3	0.3	C07-C08
Tonsil	4	0	0	0	0	0	0	0	0	0	0	0.5	0	1.4	0	1.4	0	0	0.1	0.1	C09
Other Oropharynx	0	0	0	0	0	0	0	0	0	0	0	0	0	0	0	0	0	0	0	0	C10
Nasopharynx	71	0	0	0	0	0.6	0.5	1	1.3	2.2	2.1	4.6	5.9	4.9	5.7	11.5	2.1	7.3	1.9	2	C11
Hypopharynx	1	0	0	0	0	0	0	0	0	0	0	0	0	0.7	0	0	0	0	0	0	C12-C13
Pharynx unspec.	1	0	0	0	0	0	0	0	0	0	0	0	0	0	0	0	0	0	0	0	C14
Oesophagus	14	0	0	0	0	0	0	0	0	0	0.4	0.9	0.5	1.4	1	1.4	6.4	5.5	0.4	0.5	C15
Stomach	65	0	0	0	0	0	0	0.5	0.6	0.4	2.9	2.3	0.5	5.6	7.7	20.1	12.8	18.2	1.7	2.2	C16
Small intestine	5	0	0	0	0	0	0	0	0.3	0	0	0	1.1	0	1	1.4	0	0	0.1	0.2	C17
Colon	159	0	0	0	0	0	0.2	0.2	0	1.5	2.9	7.8	6.5	18.2	22	34.5	40.4	43.6	4.2	5.4	C18
Rectum	184	0	0	0	0	0	0.2	0.2	0.6	1.8	3.2	4.6	9.2	24.6	28.7	37.4	48.9	45.5	4.9	6.3	C19-C20
Anus	5	0	0	0	0	0	0	0	0	0	0	0	0	1.4	1	1.4	0	1.8	0.1	0.2	C21
Liver	24	0	0	0	0	0	0.2	0.3	0	0.7	0.7	1.8	1.6	3.5	3.8	0	4.3	3.6	0.6	0.7	C22
Gallbladder etc.	10	0	0	0	0	0	0	0.3	0	0.3	0	0.4	0	1.4	1.9	1.4	2.1	3.6	0.3	0.3	C23-C24
Pancreas	35	0	0	0	0	0	0	0	0.6	0.4	0	0.5	0.5	4.9	8.6	7.2	6.4	10.9	0.9	1.2	C25
Nose, sinuses etc.	13	0	0.3	0	0	0	0	0	0	0.7	0	0.5	1.1	0.7	1	1.4	2.1	3.6	0.3	0.4	C30-C31
Larynx	9	0	0	0	0	0	0	0	0	0	0.4	0.9	0.5	0.7	1	2.9	0	1.8	0.2	0.3	C32
Trachea/Bronchus/Lung	175	0	0	0	0	0	0.2	0.5	1	1.5	3.2	5.5	10.3	16.8	27.8	40.3	42.6	43.6	4.7	6	C33-C34
Other Thoracic organs	3	0	0	0	0	0	0	0	0	0	0	0	0	0	0	0	2.1	3.6	0.1	0.1	C37-C38
Bone	21	0	0	0.3	0.7	0	0	0.5	0.3	0.7	0.4	0.9	0	2.1	1.9	4.3	2.1	1.8	0.6	0.6	C40-C41
Melanoma of Skin	4	0	0	0	0	0	0.2	0	0	0	0.4	0	0	0	0	1.4	8.5	23.6	0.9	1.2	C44
Other Skin	33	0	0	0	0	0	0	0.2	0	0.7	0	0.5	1.1	2.1	3.8	4.3	0	1.8	0	0	C45
Mesothelioma	1	0	0	0	0	0	0	0	0	0	0	0	0	0	0	0	0	0	0	0	C46
Kaposi sarcoma	0	0	0	0	0	0	0	0	0	0	0	0	0	0	0	0	0	0	0	0	C47,C49
Connective Soft tissue	17	0	0	0	0	0.3	0	0.5	0.6	0.7	0.7	1.8	0	0.7	0	2.9	0	1.8	0.5	0.5	C47,C49
Breast	1453	0	0	0	0	0	0.7	3.4	20.4	34.9	67.7	125.1	130.8	145.3	146.4	129.5	151.1	94.6	38.8	42.2	C50
Vulva	4	0	0	0	0	0	0	0	0	0	0	0	0	0.7	0	1.4	2.1	1.8	0.1	0.2	C51
Vagina	10	0	0	0	0	0	0	0	0	0.4	0.4	1.4	0.5	2.1	0	0	2.1	0	0.3	0.3	C52
Cervix Uteri	222	0	0	0	0	0	0.5	0.5	3.2	4.4	8.2	17.9	17.8	16.1	17.2	34.5	31.9	38.2	5.9	6.8	C53
Corpus Uteri	112	0	0	0	0	0	0	0	1.3	1.8	2.1	5.5	14.6	13.3	16.3	13	17	9.1	3	3.5	C54
Uterus unspec.	44	0	0	0	0	0	0	0	0.3	0	1.1	4.6	3.2	3.5	2.9	11.5	12.8	3.6	1.2	1.5	C55
Ovary	118	0	0	0	0	0.6	0.2	0.5	2.2	1.5	4.3	9.7	11.9	10.5	8.6	20.1	10.6	7.3	3.2	3.5	C56
Other Female Genital	2	0	0	0	0	0	0	0	0	0	0	0.9	0	0	0	0	0	0	0.1	0.1	C57
Placenta	0	0	0	0	0	0	0	0	0	0	0	0	0	0	0	0	0	0	0	0	C58
Kidney	20	0	0	0	0	0	0	0	0	0.4	0	1.8	0.5	0.7	2.9	0	14.9	5.5	0.5	0.7	C64
Renal Pelvis	0	0	0	0	0	0	0	0	0	0	0	0	0	0	0	0	0	0	0	0	C65
Ureter	0	0	0	0	0	0	0	0	0	0	0	0	0	0	0	0	0	0	0	0	C66
Bladder	18	0	0	0	0.3	0	0	0	0	0	0	0.5	1.6	1.4	3.8	2.9	0	9.1	0.5	0.6	C67
Other Urinary organs	1	0	0	0	0	0	0	0	0	0	0	0	0.5	0	0	0	0	0	0	0	C68
Eye	3	0	0	0	0	0.3	0	0	0	0.4	0	0	0	0	1	0	0	0	0.1	0.1	C69
Brain, Nervous system	51	0	1.3	1	0	1.4	1.2	0	1.8	1.1	1.1	1.4	2.7	2.8	2.9	7.2	12.8	0	1.4	1.6	C70-C72
Thyroid	70	0	0	0	0.3	0.9	1.7	2	1	2.9	1.1	2.8	4.3	2.8	2.9	10.1	10.6	7.3	1.9	2	C73
Other Endocrine	2	0	0	0	0	0	0	0	0	0	0	0	0.5	0	0	0	0	1.8	0.1	0.1	C74
Adrenal gland	3	0	0	0	0	0	0	0	0	0	0	0	0.5	0	1	1.4	0	0	0.1	0.1	C75
Hodgkin disease	14	0	0	0	0	0.9	1	1	0	0	0	0.5	0.5	0.7	0	0	0	0	0.4	0.3	C81
Non-Hodgkin Lymphoma	92	0	0.3	0	0.7	0.6	1.2	2.2	0.3	1.1	1.1	4.1	4.3	9.1	9.6	17.3	21.3	7.3	2.5	2.9	C82-C85,C96
Immunoproliferative dis.	3	0	0	0	0	0	0.2	0	0	0	0	0	0.5	0	0	0	0	1.8	0.1	0.1	C88
Multiple Myeloma	15	0	0	0	0	0	0	0	0	0	0.4	0.5	1.1	1.4	2.9	2.9	6.4	1.8	0.4	0.5	C90
Lymphoid Leukaemia	12	0	1.7	0	0.3	0	0	0	0	0.4	0	0	0	1.4	1	1.4	0	0	0.3	0.4	C91
Myeloid Leukaemia	54	0	0	0.3	0.7	0.3	1	2.2	1	1.5	1.8	2.3	3.2	3.5	1.9	4.3	8.5	0	1.4	1.4	C92-C94
Leukaemia unspec.	9	0	0	0.7	0.3	0.3	0.2	0.2	0	0	0	0	0.5	0.7	1	0	0	0	0.2	0.3	C95
Other & unspecified	28	0	0	0	0	0.3	0	0	0.6	1.5	1.1	0.5	2.7	1.4	1	2.9	4.3	9.1	0.7	0.8	Other
All sites Total	3307	0	4	2	4	7	9	18	37	65	111	215	247	316	353	448	513	449	88.3	101.2	All



APPENDIX 67: NUMBER OF NEW CANCER CASES BY SITES AND AGE GROUP, KELANTAN, ALL RESIDENTS, MALES, 2007-2011

Site	All Ages	Age Unk.	0- 4	5- 9	10- 14	15- 19	20- 24	25- 29	30- 34	35- 39	40- 44	45- 49	50- 54	55- 59	60- 64	65- 69	70- 74	75+ 79	% of Total	ICD (10th)
Lip	0		0	0	0	0	0	0	0	0	0	0	0	0	0	0	0	0	0.00%	C00
Tongue	21	0	0	0	0	0	1	1	1	0	1	2	2	3	3	2	3	2	1.00%	C01-C02
Mouth	7	0	0	0	0	0	1	1	0	0	0	1	0	0	0	0	0	3	0.30%	C03-C06
Salivary glands	15	0	0	0	0	0	0	1	1	0	0	2	0	1	4	1	3	2	0.70%	C07-C08
Tonsil	4	0	0	0	0	0	0	0	0	0	0	0	0	0	1	0	1	1	0.20%	C09
Other Oropharynx	0	0	0	0	0	0	0	0	0	0	0	0	0	0	0	0	0	0	0.00%	C10
Nasopharynx	77	0	0	0	2	3	2	6	4	1	8	11	11	6	8	6	6	3	3.70%	C11
Hypopharynx	4	0	0	0	0	0	0	0	0	0	0	0	1	0	0	0	0	3	0.20%	C12-C13
Pharynx unspec.	0	0	0	0	0	0	0	0	0	0	0	0	0	0	0	0	0	0	0.00%	C14
Oesophagus	33	0	0	0	0	0	0	0	0	0	1	3	2	5	7	2	3	10	1.60%	C15
Stomach	35	0	0	0	0	0	0	1	1	3	1	4	6	4	4	2	2	7	1.70%	C16
Small intestine	8	0	0	0	0	0	0	0	0	0	0	0	1	2	2	1	2	0	0.40%	C17
Colon	152	0	0	0	0	1	0	4	4	7	7	18	18	22	16	22	14	19	7.20%	C18
Rectum	204	0	0	0	0	0	0	2	6	6	9	17	19	30	33	29	22	31	9.70%	C19-C20
Anus	1	0	0	0	0	0	0	0	0	0	0	0	0	0	1	0	0	0	0.00%	C21
Liver	166	0	3	0	0	0	0	3	4	8	7	20	28	23	28	21	7	12	7.90%	C22
Gallbladder etc.	48	0	0	0	0	0	0	0	0	2	1	2	3	2	1	3	3	1	0.90%	C23-C24
Pancreas	13	0	0	0	0	0	0	0	0	4	2	5	5	3	7	11	3	3	2.00%	C25
Nose, sinuses etc.	14	0	1	1	0	1	1	0	0	0	1	0	5	0	3	0	1	0	0.70%	C30-C31
Larynx	35	0	0	0	0	0	0	2	2	1	1	0	8	4	9	2	5	3	1.70%	C32
Trachea, Bronchus, Lung	333	0	0	0	0	0	1	2	4	6	14	27	35	46	65	46	38	49	15.80%	C33-C34
Other Thoracic organs	9	0	0	0	0	0	0	1	0	1	1	0	1	1	1	1	1	1	0.40%	C35-C38
Bone	38	0	0	0	0	0	6	2	1	1	1	0	3	0	5	2	2	2	1.80%	C40-C41
Melanoma of Skin	12	0	0	0	0	0	0	0	0	0	0	2	3	3	0	3	0	1	0.60%	C43
Other Skin	64	0	0	1	0	1	1	1	2	4	2	6	4	4	6	10	10	12	3.00%	C44
Mesothelioma	0	0	0	0	0	0	0	0	0	0	0	0	0	0	0	0	0	0	0.00%	C45
Kaposi sarcoma	0	0	0	0	0	0	0	0	0	0	0	0	0	0	0	0	0	0	0.00%	C46
Connective, Soft tissue	12	0	2	0	1	0	0	0	1	1	2	0	2	1	0	1	1	0	0.60%	C47-C49
Breast	4	0	0	0	0	0	0	1	0	0	0	0	0	0	3	0	0	0	0.20%	C50
Penis	5	0	1	0	0	0	0	0	0	0	0	0	0	3	0	1	0	0	0.20%	C60
Prostate	170	0	0	0	0	0	2	0	0	1	1	4	10	12	26	31	36	47	8.10%	C61
Testis	27	0	2	0	2	2	3	1	1	3	0	1	1	4	1	3	3	0	1.30%	C62
Other male genital	3	0	0	0	0	0	0	0	0	0	0	0	0	2	0	0	1	0	0.10%	C63
Kidney	30	0	0	0	0	0	1	0	0	0	3	1	4	4	5	6	1	3	1.40%	C64
Renal Pelvis	0	0	0	0	0	0	0	0	0	0	0	0	0	0	0	0	0	0	0.00%	C65
Ureter	1	0	0	0	0	0	0	0	0	0	0	0	0	0	0	0	1	0	0.00%	C66
Bladder	124	0	1	0	0	0	0	0	0	1	2	11	9	10	26	21	14	29	5.90%	C67
Other Urinary organs	0	0	0	0	0	0	0	0	0	0	0	0	0	0	0	0	0	0	0.00%	C68
Eye	12	0	8	2	0	0	0	0	0	0	0	0	0	1	0	0	0	1	0.60%	C69
Brain, Nervous system	56	0	10	5	5	5	4	2	3	2	3	2	5	4	2	1	2	1	2.70%	C70-C72
Thyroid	46	0	0	1	1	1	0	2	1	3	3	5	3	3	6	7	9	1	2.20%	C73
Adrenal gland	4	0	0	0	0	0	0	0	0	0	0	0	0	1	2	1	0	0	0.20%	C74
Other Endocrine	7	0	0	0	0	0	0	0	0	0	1	2	0	1	0	0	0	0	0.30%	C75
Hodgkin disease	1	0	0	0	0	0	0	0	0	0	0	0	0	1	0	0	0	0	0.00%	C81
Non-Hodgkin lymphoma	131	0	2	4	11	4	8	6	4	8	14	10	11	15	16	10	4	4	6.20%	C82-C85C96
Immunoproliferative dis.	0	0	0	0	0	0	0	0	0	0	0	0	0	0	0	0	0	0	0.00%	C88
Multiple Myeloma	31	0	0	0	0	0	0	0	0	0	1	3	3	9	5	4	3	1	1.50%	C90
Lymphoid Leukaemia	26	0	11	9	3	1	1	0	1	0	0	0	0	0	0	0	0	0	1.20%	C91
Myeloid Leukaemia	73	0	5	3	2	4	6	2	5	4	3	7	7	9	5	3	2	6	3.50%	C92-C94
Leukaemia unspec.	46	0	11	10	4	4	2	2	2	1	1	0	4	1	3	0	0	1	2.20%	C95
Other & unspecified	3	0	0	0	0	1	1	0	0	0	0	0	0	0	0	0	0	1	0.10%	Other
All sites Total	2105	0	57	36	36	39	43	40	49	69	96	165	214	240	305	253	203	260	100.00%	All



APPENDIX 68: NUMBER OF NEW CANCER CASES BY SITES AND AGE GROUP, KELANTAN, ALL RESIDENTS, FEMALES, 2007-2011

Site	All Ages	Age Unk.	0- -4	5- -9	10- -14	15- -19	20- -24	25- -29	30- -34	35- -39	40- -44	45- -49	50- -54	55- -59	60- -64	65- -69	70- -74	75+ -79	% of Total	IOD (10th)
Lip	0	0	0	0	0	0	0	0	0	0	0	0	0	0	0	0	0	0	0.00%	C00
Tongue	17	0	0	0	0	0	0	0	1	0	1	2	3	0	0	2	3	2	0.70%	C01-C02
Mouth	5	0	0	0	0	0	0	0	0	1	0	0	1	1	1	0	1	0	0.20%	C03-C06
Salivary glands	9	0	0	0	0	0	1	1	0	1	0	0	2	0	2	1	0	1	0.40%	C07-C08
Tonsil	2	0	0	0	0	0	0	0	0	0	0	0	0	1	1	0	0	0	0.10%	C09
Other Oropharynx	2	0	0	0	0	0	0	0	0	0	0	0	0	0	1	0	0	1	0.10%	C10
Nasopharynx	28	0	1	0	0	1	1	1	1	0	0	3	5	3	2	4	5	1	1.20%	C11
Hypopharynx	3	0	0	0	0	0	0	0	0	0	1	1	0	1	0	0	0	0	0.10%	C12-C13
Pharynx unsp.	0	0	0	0	0	0	0	0	0	0	0	0	0	0	0	0	0	0	0.00%	C14
Oesophagus	27	0	0	0	0	0	0	0	0	0	0	0	3	4	1	3	5	10	1.20%	C15
Stomach	23	0	0	0	1	1	0	1	1	1	0	2	4	2	1	4	0	5	1.00%	C16
Small intestine	5	0	0	0	0	0	0	1	1	0	0	0	2	0	0	1	1	0	0.20%	C17
Colon	124	0	0	0	1	0	2	3	3	5	2	16	16	14	15	11	16	20	5.40%	C18
Rectum	140	0	0	0	0	0	3	4	3	4	6	9	10	27	15	17	26	20	6.10%	C19-C20
Anus	2	0	0	0	0	0	0	0	0	0	0	0	1	0	0	1	0	0	0.10%	C21
Liver	69	0	3	0	0	1	1	1	1	0	1	7	8	12	8	10	7	9	3.00%	C22
Gallbladder etc.	12	0	0	0	0	0	0	0	0	0	0	0	2	3	3	3	0	1	0.50%	C23-C24
Pancreas	29	0	0	0	0	0	0	0	1	2	1	3	4	2	6	2	6	2	1.30%	C25
Nose, sinuses etc.	7	0	1	0	1	0	0	0	0	1	0	0	0	1	0	0	0	3	0.30%	C30-C31
Larynx	8	0	0	0	0	0	0	0	0	0	1	1	0	1	1	1	1	2	0.40%	C32
Trachea, Bronchus, Lung	141	0	0	0	0	0	0	0	4	2	9	10	16	25	15	26	12	22	6.20%	C33-C34
Other Thoracic organs	9	0	0	0	0	0	0	0	0	0	1	1	1	0	2	1	1	2	0.40%	C37-C38
Bone	22	0	0	1	8	3	1	1	2	0	0	2	1	0	2	0	0	1	1.00%	C40-C41
Melanoma of Skin	10	0	0	0	0	0	0	0	0	0	0	1	1	0	2	3	1	2	0.40%	C43
Other Skin	54	0	1	0	2	1	1	2	1	1	4	5	1	3	8	5	10	9	2.40%	C44
Mesothelioma	0	0	0	0	0	0	0	0	0	0	0	0	0	0	0	0	0	0	0.00%	C45
Kaposi sarcoma	0	0	0	0	0	0	0	0	0	0	0	0	0	0	0	0	0	0	0.00%	C46
Connective Soft tissue	14	0	1	0	1	2	1	1	1	0	1	2	0	1	0	1	1	1	0.60%	C47,C49
Breast	594	0	0	0	0	0	1	13	24	51	90	122	91	75	45	41	26	15	26.00%	C50
Vulva	7	0	0	0	0	0	0	0	0	0	0	2	1	1	0	0	1	2	0.30%	C51
Vagina	4	0	0	0	0	0	0	0	0	1	0	0	0	1	0	0	1	1	0.20%	C52
Cervix Uteri	132	0	0	0	0	0	1	2	4	8	19	19	19	23	16	9	7	5	5.80%	C53
Corpus Uteri	88	0	0	0	0	0	0	0	2	10	10	8	14	16	11	9	2	6	3.90%	C54
Uterus unsp.	24	0	0	0	0	0	0	0	0	2	2	4	5	4	3	2	2	0	1.10%	C55
Ovary	184	0	0	0	0	3	6	10	12	8	23	16	33	19	13	17	12	8	8.10%	C56
Other Female Genital	1	0	0	0	0	0	0	0	0	0	0	0	0	0	0	1	0	0	0.00%	C57
Placenta	1	0	0	0	0	0	0	0	0	1	0	0	0	0	0	0	0	0	0.00%	C58
Kidney	21	0	1	0	1	2	0	0	1	0	2	5	2	2	2	1	2	0	0.90%	C64
Renal Pelvis	1	0	0	0	0	0	0	0	0	0	0	0	0	0	0	0	0	0	0.00%	C65
Ureter	0	0	0	0	0	0	0	0	0	0	0	0	0	0	0	0	0	0	0.00%	C66
Bladder	22	0	0	0	0	1	1	0	0	0	1	2	2	4	1	4	2	4	1.00%	C67
Other Urinary organs	1	0	0	0	0	0	0	0	0	0	0	0	0	0	1	0	0	0	0.00%	C68
Eye	4	0	2	0	0	0	0	0	0	0	0	1	1	0	0	0	0	0	0.20%	C69
Brain, Nervous system	49	0	4	2	3	1	4	0	2	1	3	12	4	3	1	7	1	1	2.10%	C70-C72
Thyroid	170	0	0	0	0	8	4	9	7	19	23	19	24	17	16	15	5	4	7.50%	C73
Adrenal gland	0	0	0	0	0	0	0	0	0	0	0	0	0	0	0	0	0	0	0.00%	C74
Other Endocrine	3	0	0	0	0	0	0	0	0	0	1	0	0	1	0	0	0	0	0.10%	C75
Hodgkin disease	2	0	0	0	0	0	0	0	0	0	0	1	0	1	0	0	0	0	0.10%	C81
Non-Hodgkin Lymphoma	80	0	3	3	4	3	4	4	3	3	2	6	2	10	14	9	2	8	3.50%	C82-C85,C96
Immunoproliferative dis.	0	0	0	0	0	0	0	0	0	0	0	0	0	0	0	0	0	0	0.00%	C88
Multiple Myeloma	14	0	0	0	0	0	0	0	0	0	1	1	2	5	2	1	1	1	0.60%	C90
Lymphoid Leukaemia	11	0	6	2	2	1	0	0	0	0	0	0	0	0	0	0	0	0	0.50%	C91
Myeloid Leukaemia	65	0	7	0	3	3	8	3	3	2	4	6	5	5	6	4	4	2	2.80%	C92-C94
Leukaemia unsp.	40	0	9	7	6	1	1	2	0	3	1	3	0	2	1	1	2	1	1.80%	C95
Other & unspecified	1	0	0	0	0	0	1	0	0	0	0	0	0	0	0	0	0	0	0.00%	Other
All sites Total	2281	0	39	15	36	35	42	55	78	127	210	293	286	290	220	217	166	172	100.00%	All



APPENDIX 69: CANCER INCIDENCE BY SITES AND AGE GROUP, KELANTAN, ALL RESIDENTS, MALES, 2007-2011

Site	All Ages	Age Unk.	0-4	5-9	10-14	15-19	20-24	25-29	30-34	35-39	40-44	45-49	50-54	55-59	60-64	65-69	70-74	75+	Crude Rate	ASR World	ICD (10th)
Lip	0	0	0	0	0	0	0	0	0	0	0	0	0	0	0	0	0	0	0	0	C00
Tongue	21	0	0	0	0	0	0.3	0.4	0.5	0	0.5	1	1.2	2.2	2.6	2.8	5.7	3.2	0.5	0.7	C01-C02
Mouth	7	0	0	0	0	0	0.3	0.4	0	0	0.5	0.5	0	0	0	0	0	4.8	0.2	0.2	C03-C06
Salivary glands	15	0	0	0	0	0	0	0.4	0.5	0	0	1	0	0.7	3.5	1.4	5.7	3.2	0.4	0.5	C07-C08
Tonsil	4	0	0	0	0	0	0	0	0	0	0.5	0	0	0	0	0	1.9	1.6	0.1	0.1	C09
Other Oropharynx	0	0	0	0	0	0	0	0	0	0	0	0	0	0	0	0	0	0	0	0	C10
Nasopharynx	77	0	0	0	0.4	0.6	0.7	2.3	2	0.5	4	5.6	6.4	4.3	6.9	8.3	11.4	4.8	2	2.4	C11
Hypopharynx	4	0	0	0	0	0	0	0	0	0	0	0	0.6	0	0	0	0	4.8	0.1	0.1	C12-C13
Pharynx unspec.	0	0	0	0	0	0	0	0	0	0	0	0	0	0	0	0	0	0	0	0	C14
Oesophagus	33	0	0	0	0	0	0	0	0	0	0.5	1.5	1.2	3.6	6.1	2.8	5.7	15.9	0.9	1.1	C15
Stomach	35	0	0	0	0	0	0	0.4	0.5	1.6	0.5	2	3.5	2.9	3.5	2.8	3.8	11.1	0.9	1.1	C16
Small intestine	8	0	0	0	0	0	0	0	0	0	0	0	0.6	1.4	1.7	1.4	3.8	0	0.2	0.3	C17
Colon	152	0	0	0	0	0.2	0	1.6	2	3.8	3.5	9.2	10.5	15.8	13.9	30.6	26.7	30.2	4	5	C18
Rectum	204	0	0	0	0	0	0	0.8	3	3.3	4.5	8.7	11	21.5	28.6	40.3	41.9	49.2	5.3	6.8	C19-C20
Anus	1	0	0	0	0	0	0	0	0	0	0	0	0	0	0.9	0	0	0	0	0	C21
Liver	166	0	0.7	0	0	0	0.7	1.2	2	4.4	3.5	10.2	16.3	16.5	24.2	29.2	13.3	19.1	4.3	5.4	C22
Gallbladder etc.	18	0	0	0	0	0	0	0	0	1.1	0.5	1	1.7	1.4	0.9	4.2	5.7	1.6	0.5	0.6	C23-C24
Pancreas	43	0	0	0	0	0	0	0	0	2.2	1	2.6	2.9	2.2	6.1	15.3	5.7	4.8	1.1	1.5	C25
Nose, sinuses etc.	14	0	0.2	0.2	0	0.2	0.3	0	0	0	0.5	0	2.9	0	2.6	0	1.9	0	0.4	0.4	C30-C31
Larynx	35	0	0	0	0	0	0	0	1	0.5	0.5	0	4.7	2.9	7.8	2.8	9.5	4.8	0.9	1.2	C32
Trachea Bronchus, Lung	333	0	0	0	0	0	0.3	0.8	2	3.3	7.1	13.8	20.4	33	56.3	63.9	72.4	77.8	8.7	11.2	C33-C34
Other Thoracic organs	9	0	0	0	0	0	0	0.4	0	0.5	0.5	0	0.6	0.7	0.9	1.4	1.9	1.6	0.2	0.3	C37-C38
Bone	38	0	0	0	0.8	1.9	2	0.8	0.5	0.5	0.5	0	1.7	2.2	0	4.3	3.8	3.2	1	1	C40-C41
Melanoma of Skin	12	0	0	0	0	0	0	0	0	0	0	1	1.7	2.2	0	0	0	1.6	0.3	0.4	C43
Other Skin	64	0	0	0.2	0	0.2	0.3	0.4	1	2.2	1	3.1	2.3	2.9	5.2	13.9	19.1	19.1	1.7	2.2	C44
Mesothelioma	0	0	0	0	0	0	0	0	0	0	0	0	0	0	0	0	0	0	0	0	C45
Kaposi sarcoma	0	0	0	0	0	0	0	0	0	0	0	0	0	0	0	0	0	0	0	0	C46
Connective Soft tissue	12	0	0.5	0	0.2	0	0	0	0.5	0.5	1	0	1.2	0.7	0	0	1.9	0	0.3	0.4	C47-C49
Breast	4	0	0	0	0	0	0	0	0.5	0	0	0	0	2.2	0	0	0	0	0.1	0.1	C50
Penis	5	0	0.2	0	0	0	0	0	0	0	0	0	0	0	2.6	0	0	0	0.1	0.2	C60
Prostate	170	0	0	0	0	0	0.7	0	0	0.5	0.5	2	5.8	8.6	22.5	43.1	68.6	74.6	4.4	5.9	C61
Testis	27	0	0.5	0	0.4	0.4	1	0.4	0.5	1.6	0	0.5	0.6	2.9	0.9	4.2	5.7	0	0.7	0.8	C62
Other male genital	3	0	0	0	0	0	0	0	0	0	0	0	0	1.4	0	0	1.9	0	0.1	0.1	C63
Kidney	30	0	0	0	0	0.4	0.3	0	0	0	1.5	0.5	2.3	2.9	4.3	8.3	1.9	4.8	0.8	1	C64
Renal Pelvis	0	0	0	0	0	0	0	0	0	0	0	0	0	0	0	0	0	0	0	0	C65
Ureter	1	0	0	0	0	0	0	0	0	0	0	0	0	0	0	0	1.9	0	0	0	C66
Bladder	124	0	0.2	0	0	0	0	0	0	0.5	1	5.6	5.2	7.2	22.5	29.2	26.7	46	3.2	4.2	C67
Other Urinary organs	0	0	0	0	0	0	0	0	0	0	0	0	0	0.7	0	0	0	0	0	0	C68
Eye	12	0	1.8	0.4	0	0	0	0	0	0	0	0	0	0	0	0	0	1.6	0.3	0.3	C69
Brain, Nervous system	56	0	2.3	1.1	1	1.1	1.3	0.8	1.5	1.1	1.5	1	2.9	2.9	1.7	1.4	3.8	1.6	1.5	1.5	C70-C72
Thyroid	46	0	0	0.2	0.2	0.2	0	0.8	0.5	1.6	1.5	2.6	1.7	2.2	5.2	9.7	17.1	1.6	1.2	1.5	C73
Adrenal gland	4	0	0	0	0	0	0	0	0	0	0.5	1	0	0.7	0.9	1.4	0	0	0.1	0.1	C74
Other Endocrine	7	0	0	0	0.2	0	0	0	0	0	0.5	1	0	0.7	1.7	0	0	0	0.2	0.2	C75
Hodgkin disease	1	0	0	0	0	0	0	0	0	0	0	0	0	0	0	0	0	0	0	0	C81
Non-Hodgkin lymphoma	131	0	0.5	0.9	2.2	0.8	2.6	2.3	2	4.4	7.1	5.1	6.4	10.8	13.9	13.9	7.6	6.4	3.4	3.9	C82-C85;C96
Immunoproliferative dis.	0	0	0	0	0	0	0	0	0	0	0	0	0	0	0	0	0	0	0	0	C88
Multiple Myeloma	31	0	0	0	0	0	0	0	0	0.5	1.5	1	1.7	6.5	4.3	5.6	5.7	1.6	0.8	1	C90
Lymphoid Leukaemia	26	0	2.5	1.9	0.6	0.2	0.3	0	0.5	0	0	0	0	0	0	0	0	0	0.7	0.6	C91
Myeloid Leukaemia	73	0	1.2	0.6	0.4	0.8	2	0.8	2.5	2.2	1.5	3.6	4.1	6.5	4.3	4.2	3.8	9.5	1.9	2.1	C92-C94
Leukaemia unspec.	46	0	2.5	2.1	0.8	0.8	0.7	0.8	1	0.5	0.5	0	2.3	0.7	2.6	0	0	1.6	1.2	1.2	C95
Other & unspecified	3	0	0	0	0	0.2	0.3	0	0	0	0	0	0	0	0	0	0	1.6	0.1	0.1	Other
All sites Total	2105	0	13	8	7	8	14	16	25	38	48	84	124	172	264	351	387	413	54.8	68	All



APPENDIX 70: CANCER INCIDENCE BY SITES AND AGE GROUP, KELANTAN, ALL RESIDENTS, FEMALES, 2007-2011

Site	All Ages	Age Unk.	0- -4	5- -9	10- -14	15- -19	20- -24	25- -29	30- -34	35- -39	40- -44	45- -49	50- -54	55- -59	60- -64	65- -69	70- -74	75+ -79	Crude Rate	ASR World (10th)	ICD (10th)
Lip	0	0	0	0	0	0	0	0	0	0	0	0	0	0	0	0	0	0	0	0	C00
Tongue	17	0	0	0	0	0	0	0.4	0.5	0	0.4	0.9	1.6	0	1.7	2.4	5	2.4	0.4	0.5	C01-C02
Mouth	5	0	0	0	0	0	0	0	0	0.5	0	0	0.5	0.7	0.9	0	1.7	0	0.1	0.1	C03-C06
Salivary glands	9	0	0	0	0	0	0.4	0.4	0	0.5	0	0	1.1	0	1.7	1.2	0	1.2	0.2	0.3	C07-C08
Tonsil	2	0	0	0	0	0	0	0	0	0	0	0	0	0.7	0.9	0	0	0	0.1	0.1	C09
Other Oropharynx	2	0	0	0	0	0	0	0	0	0	0	0	0	0	0	0	0	1.2	0.1	0.1	C10
Nasopharynx	28	0	0.2	0	0	0.2	0.4	0.4	0.5	0	0	1.4	2.6	2.1	1.7	4.7	8.3	1.2	0.7	0.8	C11
Hypopharynx	3	0	0	0	0	0	0	0	0	0	0.4	0.5	0	0.7	0	0	0	0	0.1	0.1	C12-C13
Pharynx unspec.	0	0	0	0	0	0	0	0	0	0	0	0	0	0	0	0	0	0	0	0	C14
Oesophagus	27	0	0	0	0	0	0	0	0	0	0	0.5	1.6	2.7	0.9	3.6	8.3	12	0.7	0.8	C15
Stomach	23	0	0	0	0	0.2	0	0.4	0.5	0.5	0	0.9	2.1	1.4	0.9	4.7	0	6	0.6	0.6	C16
Small intestine	5	0	0	0	0	0	0	0	0.5	0	0	0	1.1	0	0	1.2	1.7	0	0.1	0.2	C17
Colon	124	0	0	0	0.2	0	0.7	1.3	1.5	2.3	0.9	7.4	8.4	9.6	12.9	13	26.4	24	3.2	3.6	C18
Rectum	140	0	0	0	0	0	1.1	1.5	1.9	2.6	2.6	4.1	5.3	18.6	12.9	20.1	43	24	3.7	4.2	C19-C20
Anus	2	0	0	0	0	0	0	0	0	0	0	0	0.5	0	0	1.2	0	0	0.1	0.1	C21
Liver	69	0	0.7	0	0	0.2	0.4	0.4	0.5	0	0.4	3.2	4.2	8.2	6.9	11.8	11.6	10.8	1.8	2	C22
Gallbladder etc.	12	0	0	0	0	0	0	0	0	0	0	0	1.1	2.1	2.6	3.6	0	1.2	0.3	0.4	C23-C24
Pancreas	29	0	0	0	0	0	0	0	0.5	0.9	0.4	1.4	2.1	1.4	5.2	2.4	9.9	2.4	0.8	0.9	C25
Nose, sinuses etc.	7	0	0.2	0	0.2	0	0	0	0	0.5	0	0	0	0.7	0	0	0	3.6	0.2	0.2	C30-C31
Larynx	8	0	0	0	0	0	0	0	0	0	0.4	0.5	0	0.7	0.9	1.2	1.7	2.4	0.2	0.2	C32
Trachea, Bronchus, Lung	141	0	0	0	0	0	0	0	2	0.9	4	4.6	8.4	17.2	12.9	30.8	19.8	26.4	3.7	4.2	C33-C34
Other Thoracic organs	9	0	0	0	0	0	0	0	0	0	0.4	0.5	0.5	0	1.7	1.2	1.7	2.4	0.2	0.3	C37-C38
Bone	22	0	0	0.2	1.7	0.7	0.4	0.4	1	0	0	0.9	0.5	0	1.7	3.6	1.7	2.4	0.3	0.3	C40-C41
Melanoma of Skin	10	0	0	0	0	0	0	0	0	0	0	0.5	0.5	0	1.7	3.6	1.7	2.4	0.6	0.5	C42
Other Skin	54	0	0.2	0	0.4	0.2	0.4	0.9	0.5	0.5	1.8	2.3	0.5	2.1	6.9	5.9	16.5	10.8	1.4	1.6	C43
Mesothelioma	0	0	0	0	0	0	0	0	0	0	0	0	0	0	0	0	0	0	0	0	C44
Kaposi sarcoma	0	0	0	0	0	0	0	0	0	0	0	0	0	0	0	0	0	0	0	0	C45
Connective, Soft tissue	14	0	0.2	0	0.2	0.5	0.4	0.4	0.5	0	0.4	0.9	0	0.7	0	1.2	1.7	1.2	0.4	0.4	C46
Breast	594	0	0	0	0	0	0.4	5.6	11.7	23.6	39.7	56.1	47.9	51.6	38.8	48.5	43	18	15.5	17	C47-C49
Vulva	7	0	0	0	0	0	0	0	0	0	0	0.9	0.5	0.7	0	0	1.7	2.4	0.2	0.2	C51
Vagina	4	0	0	0	0	0	0	0	0	0.5	0	0	0	0.7	0	0	1.7	1.2	0.1	0.1	C52
Cervix Uteri	132	0	0	0	0	0	0.4	0.9	2	3.7	8.4	8.7	10	15.8	13.8	10.7	11.6	6	3.5	3.8	C53
Corpus Uteri	88	0	0	0	0	0	0	0	1	4.6	4.4	3.7	7.4	11	9.5	10.7	3.3	7.2	2.3	2.5	C54
Uterus unspec.	24	0	0	0	0	0	0	0	0	0.9	0.9	1.8	2.6	2.7	2.6	2.4	3.3	0	0.6	0.7	C55
Ovary	184	0	0	0	0.6	1.4	1.4	4.3	5.9	3.7	10.2	7.4	17.4	13.1	11.2	20.1	19.8	9.6	4.8	5.3	C56
Other Female Genital	1	0	0	0	0	0	0	0	0	0	0	0	0	0	0	1.2	0	0	0	0	C57
Placenta	1	0	0	0	0	0	0	0	0	0.5	0	0	0	0	0	0	0	0	0	0	C58
Kidney	21	0	0.2	0	0.2	0.5	0	0	0.5	0	0.9	2.3	1.1	1.4	1.7	1.2	3.3	0	0.5	0.6	C64
Renal Pelvis	1	0	0	0	0	0	0.4	0	0	0	0	0	0	0	0	0	0	0	0	0	C65
Ureter	0	0	0	0	0	0	0	0	0	0	0	0	0	0	0	0	0	0	0	0	C66
Bladder	22	0	0	0	0	0.2	0.4	0	0	0	0.4	0.9	1.1	2.7	0.9	4.7	3.3	4.8	0.6	0.6	C67
Other Urinary organs	1	0	0	0	0	0	0	0	0	0	0	0	0	0	0	0	0	0	0	0	C68
Eye	4	0	0.5	0	0	0	0	0	0	0	0	0.5	0.5	0	0	0	0	0	0.1	0.1	C69
Brain, Nervous system	49	0	1	0.4	0.6	0.2	1.4	0	1	0.5	1.3	5.5	2.1	2.1	0.9	8.3	1.7	1.2	1.3	1.4	C70-C72
Thyroid	170	0	0	0	0	1.8	1.4	3.9	3.4	8.8	10.2	8.7	12.6	11.7	13.8	17.8	8.3	4.8	4.4	4.9	C73
Adrenal gland	0	0	0	0	0	0	0	0	0	0	0	0	0	0	0	0	0	0	0	0	C74
Other Endocrine	3	0	0	0	0	0	0.4	0	0	0	0.4	0	0	0.7	0	0	0	0	0.1	0.1	C75
Hodgkin disease	2	0	0	0	0	0	0	0	0	0	0	0.5	0	0.7	0	0	0	0	0.1	0.1	C81
Non-Hodgkin Lymphoma	80	0	0.7	0.7	0.8	0.7	1.4	1.7	1.5	1.4	0.9	2.8	1.1	6.9	12.1	10.7	3.3	9.6	2.1	2.3	C82-C85,C96
Immunoproliferative dis.	0	0	0	0	0	0	0	0	0	0	0	0	0	0	0	0	0	0	0	0	C88
Multiple Myeloma	14	0	0	0	0	0	0	0	0	0	0.4	0.5	1.1	3.4	1.7	1.2	1.7	1.2	0.4	0.4	C90
Lymphoid Leukaemia	11	0	1.5	0.4	0.4	0.2	0	0	0	0	0	0	0	0	0	0	0	0	0.3	0.3	C91
Myeloid Leukaemia	65	0	1.7	0	0.6	0.7	2.8	1.3	1.5	0.9	1.8	2.8	2.6	3.4	5.2	4.7	6.6	2.4	1.7	1.9	C92-C94
Leukaemia unspec.	40	0	2.2	1.6	1.3	0.2	0.4	0.9	0	1.4	0.4	1.4	0	1.4	0.9	1.2	3.3	1.2	1	1.1	C95
Other & unspecified	1	0	0	0	0	0	0.4	0	0	0	0	0	0	0	0	0	0	0	0	0	Other
All sites Total	2281	0	10	3	8	8	15	24	38	59	93	135	151	199	190	257	274	206	59.6	65.8	All



APPENDIX 71: NUMBER OF NEW CANCER CASES BY SITES AND AGE GROUP, PENANG, ALL RESIDENTS, MALES, 2007-2011

Site	All Ages	Age Unk.	0-4	5-9	10-14	15-19	20-24	25-29	30-34	35-39	40-44	45-49	50-54	55-59	60-64	65-69	70-74	75+	% of Total	ICD (10th)
Lip	5	0	0	0	0	0	0	0	0	0	0	0	0	0	0	1	1	3	0.10%	C00
Tongue	38	0	0	0	0	0	0	1	0	2	2	3	5	8	5	3	3	6	0.70%	C01-C02
Mouth	33	0	0	0	0	2	0	0	0	0	1	1	2	3	7	6	1	10	0.60%	C03-C06
Salivary glands	38	0	0	0	0	1	0	1	1	3	3	4	4	5	5	5	4	2	0.70%	C07-C08
Tonsil	15	0	0	0	0	0	0	0	0	0	0	1	1	3	5	1	1	1	0.30%	C09
Other Oropharynx	7	0	0	0	0	0	1	0	0	0	0	0	0	0	3	1	2	0	0.10%	C10
Nasopharynx	394	0	0	0	4	5	7	9	19	37	49	58	55	53	36	33	19	10	7.50%	C11
Hypopharynx	20	0	0	0	0	0	0	0	0	0	0	0	1	3	1	2	7	6	0.40%	C12-C13
Pharynx unspec.	3	0	0	0	0	0	0	0	0	0	0	0	1	1	0	0	0	1	0.10%	C14
Oesophagus	85	0	0	0	0	0	1	0	1	0	1	8	4	9	20	18	8	15	1.60%	C15
Stomach	238	0	0	0	1	0	1	0	1	5	4	17	25	20	37	32	35	61	4.50%	C16
Small intestine	19	0	0	0	0	0	0	0	1	0	1	3	0	2	3	6	3	0	0.40%	C17
Colon	442	0	0	0	1	0	1	0	2	6	18	29	37	52	60	67	70	99	8.40%	C18
Rectum	357	0	0	0	0	0	0	2	3	8	11	25	46	44	57	52	39	70	6.80%	C19-C20
Anus	11	0	0	0	0	0	1	0	0	0	0	0	0	2	3	2	0	3	0.20%	C21
Liver	361	0	3	0	1	0	1	1	4	8	13	21	39	65	64	46	41	54	6.90%	C22
Gallbladder etc.	38	0	0	0	0	0	0	0	0	0	0	2	5	9	3	5	5	7	0.70%	C23-C24
Pancreas	145	0	0	0	0	0	0	0	0	3	8	12	6	20	20	28	18	30	2.80%	C25
Nose, sinuses etc.	28	0	0	0	1	0	1	0	0	2	2	3	7	2	5	1	1	3	0.50%	C30-C31
Larynx	106	0	0	1	0	0	1	0	1	1	3	4	9	11	19	22	19	15	2.00%	C32
Trachea,Bronchus,Lung	861	0	0	0	0	0	2	7	4	14	19	47	72	102	140	163	141	150	16.40%	C33-C34
Other Thoracic organs	22	0	0	0	0	1	2	0	0	2	1	1	2	6	3	2	0	2	0.40%	C37-C38
Bone	42	0	1	2	6	3	6	1	2	0	5	1	4	4	2	1	0	4	0.80%	C40-C41
Melanoma of Skin	11	0	0	0	0	0	0	0	0	0	0	1	0	3	3	3	1	0	0.20%	C43
Other Skin	184	0	0	0	0	1	1	2	3	2	7	10	14	15	27	36	25	41	3.50%	C44
Mesothelioma	0	0	0	0	0	0	0	0	0	0	0	0	0	0	0	0	0	0	0.00%	C45
Kaposi sarcoma	3	0	0	0	0	0	0	1	0	0	2	0	0	0	4	2	0	0	0.10%	C46
Connective Soft tissue	45	0	2	0	2	0	3	6	3	2	3	3	5	5	4	2	2	3	0.90%	C47-C49
Breast	17	0	0	0	0	0	0	0	1	0	0	2	0	1	2	3	4	4	0.30%	C50
Penis	10	0	0	0	0	0	1	0	0	0	0	0	0	2	4	2	0	1	0.20%	C60
Prostate	447	0	0	0	0	0	0	0	1	0	0	4	7	24	59	106	104	142	8.50%	C61
Testis	31	0	4	0	3	2	3	3	5	6	1	1	1	0	2	0	0	0	0.60%	C62
Other male genital	4	0	0	0	0	0	0	0	0	0	0	0	0	1	2	0	0	1	0.10%	C63
Kidney	146	0	4	0	0	0	0	3	1	6	12	21	7	23	17	24	14	14	2.80%	C64
Renal Pelvis	5	0	0	0	0	0	0	0	0	0	0	1	0	1	0	1	0	2	0.10%	C65
Ureter	3	0	0	0	0	0	0	0	0	0	0	0	1	0	1	1	0	0	0.10%	C66
Bladder	177	0	0	0	0	1	0	0	2	2	8	8	14	18	18	34	30	42	3.40%	C67
Other Urinary organs	2	0	0	0	0	0	0	0	0	0	0	0	0	0	0	0	1	0	0.00%	C68
Eye	11	0	3	0	0	0	0	0	0	0	0	0	0	1	1	1	2	3	0.20%	C69
Brain, Nervous system	90	0	8	3	9	4	5	2	6	5	9	7	9	5	2	7	2	7	1.70%	C70-C72
Thyroid	50	0	0	1	0	2	2	1	2	4	6	6	4	4	5	9	1	3	1.00%	C73
Adrenal gland	6	0	2	0	0	0	0	0	0	0	0	0	1	1	0	1	0	0	0.10%	C74
Other Endocrine	8	0	1	0	0	0	2	0	1	1	2	0	0	1	0	0	0	0	0.20%	C75
Hodgkin disease	28	0	0	1	0	4	4	2	2	2	0	3	5	3	0	2	0	0	0.50%	C81
Non-Hodgkin lymphoma	244	0	4	10	10	7	8	5	7	16	9	22	28	21	24	35	14	24	4.70%	C82-C85,C96
Immunoproliferative dis.	1	0	0	0	0	0	0	0	0	0	0	0	0	0	0	1	0	0	0.00%	C88
Multiple Myeloma	28	0	0	0	0	0	0	1	0	1	0	2	1	3	6	5	5	4	0.50%	C90
Lymphoid Leukaemia	86	0	21	11	8	5	5	5	2	1	3	2	3	4	5	6	3	2	1.60%	C91
Myeloid Leukaemia	101	0	3	1	3	5	9	9	3	8	10	6	9	8	4	7	11	5	1.90%	C92-C94
Leukaemia unspec.	30	0	9	4	0	1	0	1	0	1	1	0	2	1	3	2	3	2	0.60%	C95
Other & unspecified	169	0	0	3	0	1	1	3	0	2	4	7	10	27	21	21	23	37	3.20%	Other
All sites Total	5245	0	65	37	49	45	68	68	80	152	227	346	446	595	708	806	663	890	100.00%	All



APPENDIX 72: NUMBER OF NEW CANCER CASES BY SITES AND AGE GROUP, PENANG, ALL RESIDENTS, FEMALES, 2007-2011

Site	All Ages	Age Unk.	0-4	5-9	10-14	15-19	20-24	25-29	30-34	35-39	40-44	45-49	50-54	55-59	60-64	65-69	70-74	75+	% of Total	ICD (10th)
Lip	6	0	0	0	1	0	0	0	1	0	0	0	1	0	0	0	2	1	0.10%	C00
Tongue	32	0	0	0	0	0	0	1	1	0	5	1	2	4	5	2	5	6	0.50%	C01-C02
Mouth	43	0	0	1	1	0	0	0	0	0	1	0	1	5	4	11	11	8	0.70%	C03-C06
Salivary glands	15	0	0	0	1	1	1	3	1	0	1	1	1	0	0	0	2	3	0.20%	C07-C08
Tonsil	9	0	0	0	0	0	0	0	0	0	2	0	1	2	2	0	1	1	0.10%	C09
Other Oropharynx	2	0	0	0	0	0	1	0	0	0	0	0	0	0	0	0	1	0	0.00%	C10
Nasopharynx	127	0	0	0	0	4	5	10	2	4	17	15	12	21	14	10	9	4	2.10%	C11
Hypopharynx	9	0	0	0	0	0	0	0	0	0	0	3	0	2	0	1	1	2	0.10%	C12-C13
Pharynx unspec.	3	0	0	0	0	0	0	0	0	0	0	0	1	0	1	1	0	0	0.00%	C14
Oesophagus	44	0	0	0	0	0	0	0	0	0	2	3	4	6	2	7	8	12	0.70%	C15
Stomach	184	0	0	0	0	0	0	0	4	5	8	15	19	18	17	20	26	52	3.00%	C16
Small intestine	14	0	0	0	0	0	1	0	2	0	1	3	2	2	1	0	0	2	0.20%	C17
Colon	451	0	0	0	0	1	4	5	1	7	19	31	45	55	52	60	63	108	7.40%	C18
Rectum	248	0	0	0	0	0	2	1	5	3	11	15	26	33	29	22	40	61	4.10%	C19-C20
Anus	21	0	0	0	0	0	0	0	0	0	2	0	7	12	6	3	3	6	0.30%	C21
Liver	135	0	1	0	0	0	0	0	1	4	2	6	7	12	19	20	26	37	2.20%	C22
Gallbladder etc.	52	0	0	0	0	0	0	0	0	1	0	4	2	4	10	8	13	10	0.90%	C23-C24
Pancreas	119	0	0	0	0	0	0	1	1	2	3	5	17	12	16	17	13	32	2.00%	C25
Nose, sinuses etc.	3	0	0	0	0	0	0	0	1	1	0	0	0	2	0	0	0	1	0.00%	C30-C31
Larynx	10	0	0	0	0	0	0	0	0	2	0	0	2	0	1	0	2	1	0.20%	C32
Trachea, Bronchus, Lung	341	0	0	0	0	0	0	2	1	8	9	23	35	53	47	49	39	75	5.60%	C33-C34
Other Thoracic organs	27	0	0	1	0	0	0	0	2	0	1	2	1	5	3	5	2	5	0.40%	C37-C38
Bone	31	0	1	0	5	4	1	0	4	1	5	3	1	2	1	1	1	1	0.50%	C40-C41
Melanoma of Skin	19	0	0	0	0	0	1	0	2	0	3	1	2	1	2	2	2	3	0.30%	C43
Other Skin	125	0	0	1	0	1	2	0	5	2	4	3	4	14	12	24	18	35	2.10%	C44
Mesothelioma	2	0	0	0	0	0	0	0	0	0	0	0	0	0	1	1	0	0	0.00%	C45
Kaposi sarcoma	0	0	0	0	0	0	0	0	0	0	0	0	0	0	0	0	0	0	0.00%	C46
Connective Soft tissue	45	0	3	0	1	2	3	2	1	4	2	7	3	0	3	5	5	4	0.70%	C47,C49
Breast	1958	0	0	0	1	1	4	20	60	110	207	315	313	269	247	151	118	142	32.20%	C50
Vulva	12	0	0	0	0	0	0	0	0	0	1	1	0	2	2	1	4	1	0.20%	C51
Vagina	11	0	1	0	0	0	0	0	0	0	1	0	1	1	1	2	1	3	0.20%	C52
Cervix Uteri	399	0	0	0	0	0	1	7	9	36	42	44	56	54	43	29	44	34	6.60%	C53
Corpus Uteri	273	0	0	0	0	0	0	8	2	10	25	37	44	44	43	20	19	21	4.50%	C54
Uterus unspec.	50	0	0	0	0	0	0	2	1	4	6	5	3	9	8	1	5	6	0.80%	C55
Ovary	332	0	0	0	4	2	7	13	4	16	21	64	51	48	39	32	12	19	5.50%	C56
Other Female Genital	3	0	0	0	0	0	0	0	0	0	0	2	0	0	0	0	0	1	0.00%	C57
Placenta	6	0	0	0	0	0	1	1	2	2	0	0	0	0	0	0	0	0	0.10%	C58
Kidney	79	0	2	0	0	0	0	1	2	4	1	8	10	6	13	11	7	14	1.30%	C64
Renal Pelvis	3	0	0	0	0	0	0	0	0	0	0	0	0	0	1	1	1	0	0.00%	C65
Ureter	6	0	0	0	0	0	0	0	0	0	0	0	1	0	0	2	1	2	0.10%	C66
Bladder	53	0	0	0	0	0	0	0	0	3	0	4	2	5	9	10	6	14	0.90%	C67
Other Urinary organs	1	0	0	0	0	0	0	0	0	0	0	0	0	1	0	0	0	0	0.00%	C68
Eye	5	0	1	0	0	0	0	0	0	0	0	0	1	0	0	1	0	2	0.10%	C69
Brain, Nervous system	83	0	9	7	5	1	4	5	4	17	12	18	8	6	6	8	5	4	1.40%	C70-C72
Thyroid	124	0	0	0	2	3	5	10	15	17	12	18	8	9	6	9	2	8	2.00%	C73
Adrenal gland	3	0	1	0	0	0	0	0	0	0	0	0	1	0	0	0	0	0	0.00%	C74
Other Endocrine	3	0	0	0	0	0	1	0	0	0	0	0	1	1	0	0	0	0	0.00%	C75
Hodgkin disease	15	0	0	0	2	3	3	0	2	0	1	0	0	2	1	0	1	0	0.20%	C81
Non-Hodgkin lymphoma	176	0	1	3	4	5	6	8	6	10	9	8	24	20	18	18	20	16	2.90%	C82-C85,C96
Immunoproliferative dis.	0	0	0	0	0	0	0	0	0	0	0	0	0	0	0	0	0	0	0.00%	C88
Multiple Myeloma	24	0	0	0	0	0	0	0	0	0	1	0	2	4	5	6	4	2	0.40%	C90
Lymphoid Leukaemia	60	0	16	11	7	2	3	0	3	4	2	3	11	10	7	5	3	11	1.60%	C92-C94
Myeloid Leukaemia	99	0	10	4	1	6	5	1	2	5	9	9	11	10	7	5	3	11	1.60%	C92-C94
Leukaemia unspec.	24	0	4	1	1	2	0	0	1	2	3	1	1	2	0	2	1	3	0.40%	C95
Other & unspecified	166	0	3	0	1	0	2	3	1	6	6	11	13	17	22	21	24	36	2.70%	Other
All sites Total	6085	0	53	29	37	38	63	104	149	277	449	679	739	766	723	597	571	811	100.00%	All



APPENDIX 73: CANCER INCIDENCE BY SITES AND AGE GROUP, PENANG, ALL RESIDENTS, MALES, 2007-2011

Site	All Ages	Age Unk.	0- 4	5- 9	10- 14	15- 19	20- 24	25- 29	30- 34	35- 39	40- 44	45- 49	50- 54	55- 59	60- 64	65- 69	70- 74	75+ 75+	Crude Rate	ASR World	ICD (10th)
Lip	5	0	0	0	0	0	0	0	0	0	0	0	0	0	0	1.1	1.5	4.6	0.1	0.2	C00
Tongue	38	0	0	0	0	0	0	0.3	0	0.7	0.8	1.3	2.5	4.7	3.7	3.4	4.5	9.2	1	1	C01-C02
Mouth	33	0	0	0	0	0.6	0	0.3	0	0	0.4	0	1	1.8	5.2	6.9	1.5	15.4	0.9	1	C03-C06
Salivary glands	38	0	0	0	0	0.3	0	0.3	0.4	1.1	1.2	1.7	2	3	3.7	5.7	6.1	3.1	1	1	C07-C08
Tonsil	15	0	0	0	0	0	0.3	0	0	0	0.4	0.4	0.5	1.8	3.7	1.1	1.5	1.5	0.4	0.4	C09
Other Oropharynx	7	0	0	0	0	0	0.3	0	0	0	0	0	0	0	2.2	1.1	3	0	0.2	0.2	C10
Nasopharynx	394	0	0	0	1.2	1.5	2.3	2.9	6.7	13.6	19.4	24.7	27	31.5	26.6	37.9	28.8	15.4	10.8	10.2	C11
Hypopharynx	20	0	0	0	0	0	0	0	0	0	0	0	0.5	1.8	0.7	2.3	10.6	9.2	0.5	0.6	C12-C13
Pharynx unspec.	3	0	0	0	0	0	0	0	0	0	0	0	0.5	0	0	0	0	1.5	0.1	0.1	C14
Esophagus	85	0	0	0	0	0	0.3	0	0.4	0	0.4	3.4	2	5.3	14.8	20.7	12.1	23.1	2.3	2.5	C15
Stomach	238	0	0	0	0.3	0	0	0	0.4	1.8	1.6	7.2	12.3	11.9	27.3	36.8	53	93.9	6.5	6.9	C16
Small intestine	19	0	0	0	0	0	0	0	0.4	0	0.4	1.3	0	1.2	2.2	6.9	4.5	0	0.5	0.6	C17
Colon	442	0	0	0	0.3	0	0.3	0	0.7	2.2	7.1	12.3	18.2	30.9	44.3	77	106.1	152.3	12.1	12.8	C18
Rectum	357	0	0	0	0	0	0	0.6	1.1	2.9	4.3	10.6	22.6	26.1	42.1	59.8	59.1	107.7	9.8	10.2	C19-C20
Anus	11	0	0	0	0	0	0.3	0	0	0	0	0	0	1.2	2.2	2.3	0	4.6	0.3	0.3	C21
Liver	361	0	1	0	0.3	0	0.3	0.3	1.4	2.9	5.1	8.9	19.2	38.6	47.2	52.9	62.1	83.1	9.9	10.2	C22
Gallbladder etc.	38	0	0	0	0	0	0	0	0	0	0.8	0.9	2.5	5.3	2.2	5.7	7.6	10.8	1	1.1	C23-C24
Pancreas	145	0	0	0	0	0	0	0	0	1.1	3.2	5.1	2.9	11.9	14.8	32.2	27.3	46.2	4	4.2	C25
Nose, sinuses etc.	28	0	0	0	0.3	0	0.3	0	0	0.7	0.8	1.3	3.4	1.2	3.7	1.1	1.5	4.6	0.8	0.7	C30-C31
Larynx	106	0	0	0.3	0	0	0.3	0	0.4	0.4	1.2	1.7	4.4	6.5	14	25.3	28.8	23.1	2.9	3.1	C32
Trachea Bronchus, Lung	861	0	0	0	0	0	0.7	2.3	1.4	5.1	7.5	20	35.4	60.5	103.3	187.4	213.7	230.8	23.7	25.1	C33-C34
Other Thoracic organs	22	0	0	0	0	0.3	0.7	0	0.7	0	2	0.4	1	3.6	2.2	2.3	0	3.1	0.6	0.6	C37-C38
Bone	42	0	0.3	0.6	1.8	0.9	2	0.3	0.7	0	0	0.4	2	2.4	1.5	1.1	0	6.2	1.2	1.1	C40-C41
Melanoma of Skin	11	0	0	0	0	0	0	0	0	0	0	0.4	0	1.8	2.2	3.4	1.5	0	0.3	0.3	C43
Other Skin	184	0	0	0	0	0.3	0.3	0.6	1.1	0.7	2.8	4.3	6.9	8.9	19.9	41.4	37.9	63.1	5.1	5.4	C44
Mesothelioma	0	0	0	0	0	0	0	0	0	0	0	0	0	0	0	0	0	0	0	0	C45
Kaposi sarcoma	3	0	0	0	0	0	0	0.3	0	0	0.8	0	0	0	0	0	0	0	0.1	0.1	C46
Connective Soft tissue	45	0	0.7	0	0.6	0	1	1.9	1.1	0.7	1.2	1.3	2.5	3	3	2.3	3	4.6	1.2	1.2	C47-C49
Breast	17	0	0	0	0	0	0	0	0.4	0	0	0.9	0	0.6	1.5	3.4	6.1	6.2	0.5	0.5	C50
Penis	10	0	0	0	0	0	0.3	0	0	0	0	0	0	1.2	3	2.3	0	1.5	0.3	0.3	C60
Prostate	447	0	0	0	0	0	0	0	0.4	0	0	1.7	3.4	14.2	43.5	121.9	157.6	218.5	12.3	13.8	C61
Testis	31	0	1.4	0	0.9	0.6	1	1	1.8	2.2	0.4	0.4	0.5	0	1.5	0	0	0	0.9	0.8	C62
Other male genital	4	0	0	0	0	0	0	0	0	0	0	0	0	0.6	1.5	0	0	1.5	0.1	0.1	C63
Kidney	146	0	1.4	0	0	0	0	1	0.4	2.2	4.7	8.9	3.4	13.7	12.5	27.6	21.2	21.5	4	4.1	C64
Renal Pelvis	5	0	0	0	0	0	0	0	0	0	0	0.4	0	0.6	0	1.1	0	3.1	0.1	0.1	C65
Ureter	3	0	0	0	0	0	0	0	0	0	0	0	0.5	0	0.7	1.1	0	0	0.1	0.1	C66
Bladder	177	0	0	0	0	0.3	0	0	0.7	0.7	3.2	3.4	6.9	10.7	13.3	39.1	45.5	64.6	4.9	5.2	C67
Other Urinary organs	2	0	0	0	0	0	0	0	0	0	0.4	0	0	0.6	0	0	1.5	0	0.1	0.1	C68
Eye	11	0	1	0	0	0	0	0	0	0	0	0	0	0	0.7	1.1	3	4.6	0.3	0.4	C69
Brain, Nervous system	90	0	2.7	1	2.8	1.2	1.7	0.6	2.1	1.8	3.6	3	4.4	3	1.5	8	3	10.8	2.5	2.5	C70-C72
Thyroid	50	0	0	0.3	0	0.6	0.7	0.3	0.7	1.5	2.4	2.6	2	2.4	3.7	10.3	1.5	4.6	1.4	1.4	C73
Adrenal gland	6	0	0.7	0	0	0	0	0	0	0	0.8	0	0	0.6	0	0	0	1.5	0.2	0.2	C74
Other Endocrine	8	0	0.3	0	0	0	0.7	0	0.4	0.4	0	0	0	0.6	0	0	0	0	0.2	0.2	C75
Hodgkin disease	28	0	0	0.3	0	1.2	1.3	0.6	0.7	0.7	0	1.3	2.5	1.8	0	2.3	0	0	0.8	0.7	C81
Non-Hodgkin lymphoma	244	0	1.4	3.2	3.1	2.1	2.7	1.6	2.5	5.9	3.6	9.4	13.8	12.5	17.7	40.2	21.2	36.9	6.7	6.8	C82-C85-C96
Immunoproliferative dis.	1	0	0	0	0	0	0	0	0	0	0	0	0	0	0	1.1	0	0	0	0	C88
Multiple Myeloma	28	0	0	0	0	0	0	0.3	0	0.4	0	0.9	0.5	1.8	4.4	5.7	7.6	6.2	0.8	0.8	C90
Lymphoid Leukaemia	86	0	7.2	3.5	2.5	1.5	1.7	1.6	0.7	0.4	1.2	0.9	1.5	2.4	3.7	6.9	4.5	3.1	2.4	2.7	C91
Myeloid Leukaemia	101	0	1	0.3	0.9	1.5	3	2.9	1.1	2.9	4	2.6	4.4	4.7	3	8	16.7	7.7	2.8	2.7	C92-C94
Leukaemia unspec.	30	0	3.1	1.3	0	0.3	0	0.3	0	0.4	0.4	0	1	0.6	2.2	2.3	4.5	3.1	0.8	1	C95
Other & unspecified	169	0	0	1	0	0.3	0.3	1	0.7	1.5	3.6	3	4.9	16	15.5	24.1	34.9	56.9	4.6	4.8	Other
All sites Total	5245	0	22	12	15	14	23	22	28	56	90	147	219	353	523	927	1005	1369	144.1	150.5	All



APPENDIX 74: CANCER INCIDENCE BY SITES AND AGE GROUP, PENANG, ALL RESIDENTS, FEMALES, 2007-2011

Site	All Ages	Age Unk.	0-4	5-9	10-14	15-19	20-24	25-29	30-34	35-39	40-44	45-49	50-54	55-59	60-64	65-69	70-74	75+	Crude Rate	ASR World	ICD (10th)
Lip	6	0	0	0	0	0	0	0	0.4	0	0	0	0.5	0	0	0	2.8	1.1	0.2	0.2	C00
Tongue	32	0	0	0	0	0	0.3	0.4	0.4	0	1.9	0.4	1	2.3	3.7	2.2	7	6.7	0.9	0.8	C01-C02
Mouth	43	0	0	0.3	0.3	0	0	0	0	0	0.4	0	0.5	2.9	3	11.8	15.4	9	1.2	1.2	C03-C06
Salivary glands	15	0	0	0	0.3	0.3	0.3	1	0.4	0	0.4	0.4	0.5	0	0	0	2.8	3.4	0.4	0.4	C07-C08
Tonsil	9	0	0	0	0	0	0	0	0	0	0.8	0	0.5	1.2	1.5	0	1.4	1.1	0.2	0.2	C09
Other Oropharynx	2	0	0	0	0	0.3	0	0	0	0	0	0	0	0	0	0	1.4	0	0.1	0.1	C10
Nasopharynx	127	0	0	0	0	1.2	1.6	3.2	0.7	1.5	6.6	6.6	5.8	12.3	10.3	10.8	12.6	4.5	3.5	3.3	C11
Hypopharynx	9	0	0	0	0	0	0	0	0	0	0	1.3	0	1.2	0	1.1	1.4	2.2	0.2	0.2	C12-C13
Pharynx unsp.	3	0	0	0	0	0	0	0	0	0	0	0	0.5	0	0.7	1.1	0	0	0.1	0.1	C14
Oesophagus	44	0	0	0	0	0	0	0	0	0	0.8	1.3	1.9	3.5	1.5	7.5	11.2	13.5	1.2	1.1	C15
Stomach	184	0	0	0	0	0	0	0	1.4	1.8	3.1	6.6	9.2	10.5	12.5	21.5	36.4	58.4	5	4.7	C16
Small intestine	14	0	0	0	0	0	0.3	0	0.7	0	0.4	1.3	1	1.2	0.7	0	0	2.2	0.4	0.3	C17
Colon	451	0	0	0	0	0.3	1.3	1.6	0.4	2.6	7.4	13.5	21.9	32.2	38.4	64.5	88.1	121.4	12.4	11.7	C18
Rectum	248	0	0	0	0	0.6	0.3	1.8	1.1	4.3	6.6	12.7	19.3	19.3	21.4	23.7	56	68.5	6.8	6.4	C19-C20
Anus	21	0	0	0	0	0	0	0	0	0	0	0.9	0	0.6	4.4	3.2	4.2	6.7	0.6	0.6	C21
Liver	135	0	0.4	0	0	0	0	0	0.4	1.5	0.8	2.6	3.4	7	14	21.5	36.4	41.6	3.7	3.6	C22
Gallbladder etc.	52	0	0	0	0	0	0	0	0	0.4	0	1.7	1	2.3	7.4	8.6	18.2	11.2	1.4	1.4	C23-C24
Pancreas	119	0	0	0	0	0	0.3	0.4	0.7	1.2	2.2	8.3	7	11.8	18.3	18.3	18.2	36	3.3	3.1	C25
Nose, sinuses etc.	3	0	0	0	0	0	0	0	0.4	0	0	0	0	0	0	0	0	1.1	0.1	0.1	C30-C31
Larynx	10	0	0	0	0	0	0	0	0	0.7	0	0	1	1.2	0.7	0	2.8	1.1	0.3	0.2	C32
Trachea, Bronchus, Lung	341	0	0	0	0	0	0	0.6	0.4	2.9	3.5	10	17	31	34.7	52.7	54.6	84.3	9.3	8.9	C33-C34
Other Thoracic organs	27	0	0	0.3	0	0	0	0	0.7	0	0.4	0.9	0.5	2.9	2.2	5.4	2.8	5.6	0.7	0.7	C37-C38
Bone	31	0	0.4	0	1.6	1.2	0.3	0	1.4	0.4	1.9	1.3	0.5	1.2	0.7	1.1	1.4	1.1	0.8	0.8	C40-C41
Melanoma of Skin	19	0	0	0	0	0	0.3	0	0.7	0	1.2	0.4	1	0.6	1.5	2.2	2.8	3.4	0.5	0.5	C43
Other Skin	125	0	0	0.3	0	0.3	0.6	0	1.8	0.7	1.6	1.3	1.9	8.2	8.9	25.8	25.2	39.3	3.4	3.3	C44
Mesothelioma	2	0	0	0	0	0	0	0	0	0	0	0	0	0	0.7	1.1	0	0	0.1	0.1	C45
Kaposi sarcoma	0	0	0	0	0	0	0	0	0	0	0	0	0	0	0	0	0	0	0	0	C46
Connective, Soft tissue	45	0	1.1	0	0.3	0.6	1	0.6	0.4	1.5	0.8	3.1	1.5	0	2.2	5.4	7	4.5	1.2	1.2	C47-C49
Breast	1958	0	0	0	0.3	0.3	1.3	6.4	21.3	40.2	80.2	137.6	152.3	157.3	182.3	162.4	165.1	159.6	53.6	50	C50
Vulva	12	0	0	0	0	0	0	0	0	0	0.4	0.4	0	1.2	1.5	1.1	5.6	1.1	0.3	0.3	C51
Vagina	11	0	0.4	0	0	0	0	0	0	0	0.4	0	0.5	0.6	0.7	2.2	1.4	3.4	0.3	0.3	C52
Cervix Uteri	399	0	0	0	0	0	0.3	2.2	3.2	13.1	16.3	19.2	27.3	31.6	31.7	31.2	61.5	38.2	10.9	10.1	C53
Corpus Uteri	273	0	0	0	0	0	0	2.5	0.7	3.7	9.7	16.2	21.4	25.7	31.7	21.5	26.6	23.6	7.5	7	C54
Uterus unsp.	50	0	0	0	0	0	0	0.6	0.4	1.5	2.3	2.2	1.5	5.3	5.9	1.1	7	6.7	1.4	1.3	C55
Ovary	332	0	0	0	1.3	0.6	2.3	4.1	1.4	5.8	8.1	28	24.8	28.1	28.8	34.4	16.8	21.4	9.1	8.6	C56
Other Female Genital	3	0	0	0	0	0	0	0	0	0	0	0.9	0	0	0	0	0	1.1	0.1	0.1	C57
Placenta	6	0	0	0	0	0	0.3	0.3	0.7	0.7	0	0	0	0	0	0	0	0	0.2	0.1	C58
Kidney	79	0	0.7	0	0	0	0	0.3	0.7	1.5	0.4	3.5	4.9	3.5	9.6	11.8	9.8	15.7	2.2	2.1	C64
Renal Pelvis	3	0	0	0	0	0	0	0	0	0	0	0	0.5	0	0.7	1.1	1.4	0	0.1	0.1	C65
Ureter	6	0	0	0	0	0	0	0	0	0	0	0	0	0	0	2.2	1.4	2.2	0.2	0.2	C66
Bladder	53	0	0	0	0	0	0	0	0	1.1	0	1.7	1	2.9	6.6	10.8	8.4	15.7	1.5	1.4	C67
Other Urinary organs	1	0	0	0	0	0	0	0	0	0	0	0	0	0.6	0	0	0	0	0	0	C68
Eye	5	0	0.4	0	0	0	0	0	0	0	0	0	0.5	0	0	1.1	0	2.2	0.1	0.1	C69
Brain, Nervous system	83	0	3.2	2.3	1.6	0.3	1.3	1.6	1.4	1.5	2.3	2.2	2.9	3.5	5.9	5.4	5.6	4.5	2.3	2.3	C70-C72
Thyroid	124	0	0	0	0.6	0.9	1.6	3.2	5.3	6.2	4.7	7.9	3.9	5.3	4.4	9.7	2.8	9	3.4	3.1	C73
Adrenal gland	3	0	0.4	0	0	0	0	0	0	0	0	0.4	0.5	0	0	0	0	0	0.1	0.1	C74
Other Endocrine	3	0	0	0	0	0	0.3	0	0	0	0	0	0.5	0.6	0	0	1.4	0	0.1	0.1	C75
Hodgkin disease	15	0	0	0	0.6	0.9	1	0	0.7	0	0.4	0	0	1.2	0.7	0	0	0	0.4	0.4	C81
Non-Hodgkin lymphoma	176	0	0.4	1	1.3	1.6	1.9	2.5	2.1	3.7	3.5	3.5	11.7	11.7	13.3	19.4	28	18	4.8	4.6	C82-C85;C86
Immunoproliferative dis.	0	0	0	0	0	0	0	0	0	0	0	0	0	0	0	0	0	0	0	0	C88
Multiple Myeloma	24	0	0	0	0	0	0	0	0	0	0	0	0	2.3	3.7	6.5	5.6	2.2	0.7	0.7	C90
Lymphoid Leukaemia	60	0	5.8	3.7	2.2	0.6	1	0	1.1	1.5	0.8	1.3	0.5	1.2	1.5	1.1	1.4	2.2	1.6	1.9	C91
Myeloid Leukaemia	99	0	3.6	1.3	0.3	1.9	1.6	0.3	0.7	1.8	3.5	3.9	5.4	5.8	5.2	5.4	4.2	12.4	2.7	2.7	C92-C94
Leukaemia unsp.	24	0	1.4	0.3	0.3	0.6	0	0	0.4	0.7	1.2	0.4	0.5	1.2	0	2.2	1.4	3.4	0.7	0.7	C95
Other & unspecified	166	0	1.1	0	0.3	0	0.6	1	0.4	2.2	2.3	4.8	6.3	9.9	16.2	22.6	33.6	40.5	4.5	4.4	Other
All sites Total	6085	0	19	10	12	12	20	33	53	101	174	297	360	448	534	642	799	911	166.7	157.8	All



APPENDIX 75: NUMBER OF NEW CANCER CASES BY SITES AND AGE GROUP, PAHANG, ALL RESIDENTS, MALES, 2007-2011

Site	All Ages	Age Unk.	0- 4	5- 9	10- 14	15- 19	20- 24	25- 29	30- 34	35- 39	40- 44	45- 49	50- 54	55- 59	60- 64	65- 69	70- 74	75+ 75+	% of Total	ICD (10th)
Lip	0		0	0	0	0	0	0	0	0	0	0	0	0	0	0	0	0	0.00%	C00
Tongue	16	0	0	0	0	0	0	0	1	0	0	1	5	3	1	2	2	1	0.70%	C01-C02
Mouth	34	0	0	0	0	0	0	0	0	1	0	3	6	6	2	7	6	3	1.60%	C03-C06
Salivary glands	12	0	0	0	0	0	1	0	0	0	3	1	2	1	1	1	2	0	0.50%	C07-C08
Tonsil	5	0	0	0	0	0	0	0	0	0	0	0	0	1	2	1	0	0	0.20%	C09
Other Oropharynx	3	0	0	0	0	0	0	0	0	0	0	0	3	0	0	0	0	0	0.10%	C10
Nasopharynx	135	0	0	1	0	0	2	3	2	5	12	28	25	18	17	16	5	1	6.20%	C11
Hypopharynx	7	0	0	0	0	0	0	0	0	0	0	0	0	1	1	2	1	1	0.30%	C12-C13
Pharynx unspec.	2	0	0	1	0	0	0	0	0	0	0	0	0	0	1	0	0	0	0.10%	C14
Oesophagus	37	0	0	0	0	0	0	0	0	0	1	2	2	5	5	7	9	6	1.70%	C15
Stomach	65	0	0	0	0	0	0	0	1	3	2	6	5	12	6	12	11	7	3.00%	C16
Small intestine	8	0	0	0	0	0	0	0	0	0	1	0	2	1	1	2	1	0	0.40%	C17
Colon	168	0	0	0	1	1	1	1	4	7	11	19	23	21	24	22	19	14	7.70%	C18
Rectum	185	0	0	0	0	0	0	3	4	2	6	12	26	25	33	35	21	18	8.40%	C19-C20
Anus	2	0	0	0	0	0	0	0	0	0	0	0	0	0	0	0	2	0	0.10%	C21
Gallbladder etc.	18	0	0	0	1	0	0	0	0	0	1	0	2	3	2	12	14	10	6.80%	C22
Pancreas	38	0	0	0	0	0	0	0	0	0	0	1	6	5	12	8	3	3	0.80%	C23-C24
Nose, sinuses etc.	25	0	0	0	0	0	1	0	0	2	1	3	2	2	8	1	2	2	1.70%	C25
Larynx	33	0	0	0	0	0	0	0	0	0	0	0	0	4	10	7	5	5	1.50%	C32
Trachea, Bronchus, Lung	444	0	0	0	0	1	0	1	7	8	12	33	47	50	79	79	68	59	20.20%	C33-C34
Other Thoracic organs	3	0	0	0	0	0	0	0	0	0	0	1	0	1	1	0	0	0	0.10%	C37-C38
Bone	38	0	1	0	2	9	3	4	2	2	1	2	1	4	3	1	3	0	1.70%	C40-C41
Melanoma of Skin	9	0	0	0	0	0	0	0	0	0	1	1	3	0	0	1	1	2	0.40%	C43
Other Skin	60	0	0	0	2	0	0	0	0	0	0	1	3	6	7	6	19	13	2.70%	C44
Mesothelioma	2	0	0	0	0	0	0	0	0	0	0	0	0	0	0	0	0	0	0.10%	C45
Kaposi sarcoma	0	0	0	0	0	0	0	0	0	0	0	0	0	0	0	0	0	0	0.00%	C46
Connective, Soft tissue	33	0	0	1	0	4	2	1	0	3	3	4	3	4	3	0	2	1	1.50%	C47-C49
Breast	6	0	0	0	0	0	0	0	0	0	1	0	1	0	0	2	1	1	0.30%	C50
Penis	5	0	0	0	0	0	0	0	0	0	0	0	0	0	2	0	2	1	0.20%	C60
Prostate	106	0	0	0	0	0	0	1	0	0	0	0	1	12	18	19	27	28	4.80%	C61
Testis	20	0	2	0	0	2	4	3	3	2	2	0	1	1	0	0	0	0	0.90%	C62
Other male genital	1	0	0	0	0	0	0	0	0	0	0	0	0	1	0	0	0	0	0.00%	C63
Kidney	50	0	2	1	0	0	0	1	0	2	0	5	5	7	7	4	12	4	2.30%	C64
Renal Pelvis	0	0	0	0	0	0	0	0	0	0	0	0	0	0	0	0	0	0	0.00%	C65
Ureter	0	0	0	0	0	0	0	0	0	0	0	0	0	0	0	0	0	0	0.00%	C66
Bladder	69	0	0	0	0	0	0	0	1	1	2	5	10	7	10	12	13	8	3.10%	C67
Other Urinary organs	1	0	0	0	0	0	0	0	0	0	0	0	0	1	0	0	0	0	0.00%	C68
Eye	5	0	1	0	0	0	0	0	0	0	0	1	1	0	1	0	0	0	0.20%	C69
Brain, Nervous system	51	0	3	2	1	6	1	1	5	4	3	2	9	1	7	3	1	2	2.30%	C70-C72
Thyroid	41	0	0	0	1	0	0	5	2	1	4	3	4	3	8	2	3	5	1.90%	C73
Adrenal gland	3	0	0	0	0	1	0	0	0	0	0	0	0	0	0	0	1	0	0.10%	C74
Other Endocrine	2	0	0	0	0	0	0	0	0	0	0	0	1	0	0	1	0	0	0.10%	C75
Hodgkin disease	11	0	0	0	0	2	1	0	3	1	1	1	1	1	0	0	0	0	0.50%	C81
Non-Hodgkin lymphoma	149	0	4	2	2	4	4	4	9	6	5	11	14	15	20	20	12	17	6.80%	C82-C85-C96
Immunoproliferative dis.	13	0	0	0	0	0	0	0	0	0	0	0	0	0	0	0	0	0	0.00%	C88
Multiple Myeloma	0	0	0	0	0	0	0	0	0	0	0	0	0	2	5	1	2	1	0.60%	C90
Lymphoid Leukaemia	38	0	3	8	2	6	1	4	1	0	2	1	1	5	1	1	2	0	1.70%	C91
Myeloid Leukaemia	56	0	5	1	1	3	6	5	2	2	3	4	5	3	8	2	4	2	2.60%	C92-C94
Leukaemia unspec.	22	0	4	1	1	0	1	1	1	1	3	1	1	2	2	2	1	1	1.00%	C95
Other & unspecified	12	0	0	0	0	0	0	0	0	0	1	3	2	0	2	3	1	0	0.50%	Other
All sites Total	2193	0	25	19	19	38	28	43	48	62	96	175	244	263	336	297	282	218	100.00%	All



Site	All Ages	Age Unk.	0- -4	5- -9	10- -14	15- -19	20- -24	25- -29	30- -34	35- -39	40- -44	45- -49	50- -54	55- -59	60- -64	65- -69	70- -74	75+ -79	% of Total	ICD (10th)
Lip	2	0	0	0	0	0	0	0	0	0	0	0	0	0	0	0	0	2	0.10%	C00
Tongue	15	0	0	0	0	0	0	1	0	0	0	0	3	1	1	0	4	1	0.60%	C01-C02
Mouth	21	0	0	0	0	0	0	0	0	0	0	1	1	1	4	6	1	7	0.80%	C03-C06
Salivary glands	9	0	0	0	1	0	0	1	1	1	0	0	0	1	0	1	1	2	0.40%	C07-C08
Tonsil	8	0	0	0	0	1	0	0	1	0	0	1	1	1	0	1	1	1	0.30%	C09
Other Oropharynx	1	0	0	0	0	0	0	0	0	0	0	0	0	0	0	0	0	0	0.00%	C10
Nasopharynx	40	0	0	0	0	0	0	0	0	3	5	4	8	9	4	3	3	1	1.60%	C11
Hypopharynx	4	0	0	0	0	0	0	0	0	0	0	0	0	0	1	0	2	1	0.20%	C12-C13
Pharynx unspec.	1	0	0	0	0	0	0	0	0	0	0	0	0	0	0	0	0	1	0.00%	C14
Oesophagus	19	0	0	0	0	0	0	0	0	0	2	1	1	1	1	3	5	3	0.80%	C15
Stomach	45	0	0	0	0	1	0	1	1	3	0	1	6	4	7	9	4	8	1.80%	C16
Small intestine	3	0	0	0	0	0	1	0	0	0	0	0	1	1	0	0	0	0	0.10%	C17
Colon	130	0	0	0	0	2	1	3	5	5	5	17	15	19	18	6	15	19	5.20%	C18
Rectum	107	0	0	0	1	0	0	3	2	0	10	12	8	14	20	10	16	9	4.30%	C19-C20
Anus	2	0	0	0	0	0	0	0	0	0	0	0	0	0	1	1	0	0	0.10%	C21
Liver	57	0	0	0	0	0	0	0	3	4	3	2	12	11	5	5	5	7	2.30%	C22
Gallbladder etc.	17	0	0	0	0	0	0	0	0	0	0	0	0	6	3	1	2	2	0.70%	C23-C24
Pancreas	27	0	0	0	0	0	0	0	1	0	0	1	3	2	8	4	2	4	1.10%	C25
Nose, sinuses etc.	13	0	0	0	0	1	0	2	0	1	2	0	1	3	0	2	1	0	0.50%	C30-C31
Larynx	5	0	0	0	0	0	0	0	0	0	0	0	0	1	0	0	0	1	0.20%	C32
Trachea, Bronchus, Lung	164	0	0	0	0	0	1	0	1	5	6	10	22	17	19	31	21	31	6.60%	C33-C34
Other Thoracic organs	2	0	0	0	0	0	0	1	0	0	1	0	0	0	0	0	0	0	0.10%	C37-C38
Bone	20	0	0	2	3	2	0	1	3	1	4	0	1	2	1	0	0	0	0.80%	C40-C41
Melanoma of Skin	8	0	0	0	0	0	0	1	1	0	1	1	0	0	2	0	2	1	0.30%	C43
Other Skin	40	0	0	0	0	0	0	1	0	3	1	4	0	3	5	6	6	11	1.60%	C44
Mesothelioma	0	0	0	0	0	0	0	0	0	0	0	0	0	0	0	0	0	0	0.00%	C45
Kaposi sarcoma	0	0	0	0	0	0	0	0	0	0	0	0	0	0	0	0	0	0	0.00%	C46
Connective, Soft tissue	27	0	0	1	0	3	2	2	3	3	3	1	2	2	2	2	0	1	1.10%	C47-C49
Breast	790	0	0	0	0	1	4	10	39	65	95	155	139	97	59	70	29	27	31.60%	C50
Vulva	3	0	0	0	0	0	0	0	0	0	0	0	0	1	0	0	1	1	0.10%	C51
Vagina	6	0	0	0	0	0	0	0	0	1	1	0	3	0	0	0	0	1	0.20%	C52
Cervix Uteri	193	0	0	0	0	0	0	1	2	20	26	28	33	27	22	14	12	8	7.70%	C53
Corpus Uteri	78	0	0	0	0	0	0	3	2	2	4	12	14	19	9	4	4	5	3.10%	C54
Uterus unspec.	33	0	0	0	0	0	0	1	4	1	4	5	8	5	4	1	1	0	1.30%	C55
Ovary	158	0	0	1	1	2	3	5	8	10	20	22	27	25	12	8	8	6	6.30%	C56
Other Female Genital	2	0	0	0	0	0	0	0	0	0	0	1	0	0	0	0	1	0	0.10%	C57
Placenta	3	0	0	0	0	0	0	0	1	1	0	1	0	0	0	0	0	0	0.10%	C58
Kidney	21	0	0	0	1	1	1	0	1	1	0	0	4	2	3	2	1	4	0.80%	C64
Renal Pelvis	0	0	0	0	0	0	0	0	0	0	0	0	0	0	0	0	0	0	0.00%	C65
Ureter	1	0	0	0	0	0	0	0	0	0	0	0	0	1	0	0	0	0	0.00%	C66
Bladder	23	0	0	0	0	0	1	0	1	0	1	2	2	1	1	0	5	9	0.90%	C67
Other Urinary organs	0	0	0	0	0	0	0	0	0	0	0	0	0	0	0	0	0	0	0.00%	C68
Eye	1	0	1	0	0	0	0	0	0	0	0	0	0	0	0	0	0	0	0.00%	C69
Brain, Nervous system	63	0	3	3	3	1	5	6	0	3	8	5	5	9	4	0	6	2	2.50%	C70-C72
Thyroid	96	0	0	0	1	3	7	12	3	6	5	19	11	8	9	6	4	2	3.80%	C73
Adrenal gland	4	0	3	0	0	0	0	0	0	0	0	0	1	0	0	0	0	0	0.20%	C74
Other Endocrine	1	0	0	0	0	0	0	0	0	0	0	0	0	1	0	0	0	0	0.00%	C75
Hodgkin disease	6	0	0	0	0	1	2	1	1	0	0	0	0	1	0	1	0	0	0.20%	C81
Non-Hodgkin lymphoma	100	0	0	0	3	1	7	5	2	3	8	13	11	9	12	9	9	8	4.00%	C82-C85,C96
Immunoproliferative dis.	0	0	0	0	0	0	0	0	0	0	0	0	0	0	0	0	0	0	0.00%	C88
Multiple Myeloma	16	0	0	0	0	0	0	0	0	0	0	3	2	0	1	3	4	2	0.60%	C90
Lymphoid Leukaemia	21	0	5	1	1	2	1	2	0	2	1	0	3	0	0	2	1	0	0.80%	C91
Myeloid Leukaemia	56	0	1	1	5	4	2	3	10	3	5	5	4	5	3	2	3	0	2.20%	C92-C94
Leukaemia unspec.	19	0	1	0	0	1	2	1	1	1	1	1	1	1	2	3	1	2	0.80%	C95
Other & unspecified	18	0	0	0	0	0	1	0	0	0	1	2	3	3	5	0	2	1	0.70%	Other
All sites Total	2499	0	14	9	20	27	41	65	94	157	222	338	356	314	250	218	183	191	100.00%	All



APPENDIX 77: CANCER INCIDENCE BY SITES AND AGE GROUP, PAHANG, ALL RESIDENTS, MALES, 2007-2011

Site	All Ages	Age Unk.	0- -4	5- -9	10- -14	15- -19	20- -24	25- -29	30- -34	35- -39	40- -44	45- -49	50- -54	55- -59	60- -64	65- -69	70- -74	75+ -79	Crude Rate	ASR World	ICD (10th)
Lip	0	0	0	0	0	0	0	0	0	0	0	0	0	0	0	0	0	0	0	0	C00
Tongue	16	0	0	0	0	0	0	0	0.4	0	0	0.6	2.9	2.1	0.9	2.7	3.8	2.2	0.4	0.5	C01-C02
Mouth	34	0	0	0	0	0	0	0	0.5	0	0	1.8	3.5	4.2	1.7	9.5	11.3	6.5	0.9	1.2	C03-C06
Salivary glands	12	0	0	0	0	0	0.3	0	0	0	1.6	0.6	1.2	0.7	0.9	1.4	3.8	0	0.3	0.4	C07-C08
Tonsil	5	0	0	0	0	0	0	0	0	0	0.6	0	0	0.7	1.7	1.4	0	0	0.1	0.2	C09
Other Oropharynx	3	0	0	0	0	0	0	0	0	0	0	0	1.7	0	0	0	0	0	0.1	0.1	C10
Nasopharynx	135	0	0	0.3	0	0	0.6	1	0.9	2.5	6.5	16.6	14.5	12.7	14.8	21.6	9.4	2.2	3.7	4.4	C11
Hypopharynx	7	0	0	0	0	0	0	0	0	0	0	0.6	0	0.7	0.9	2.7	1.9	2.2	0.2	0.3	C12-C13
Pharynx unspec.	2	0	0	0.3	0	0	0	0	0	0	0	0	0	0	0.9	0	0	0	0.1	0.1	C14
Oesophagus	37	0	0	0	0	0	0	0	0	0	0.5	1.2	1.2	3.5	4.4	9.5	17	12.9	1	1.4	C15
Stomach	65	0	0	0	0	0	0	0	0.4	1.5	1.1	3.6	2.9	8.5	5.2	16.2	20.8	15.1	1.8	2.3	C16
Small intestine	8	0	0	0	0	0	0	0	0	0	0.5	0	1.2	0.7	0.9	2.7	1.9	0	0.2	0.3	C17
Colon	168	0	0	0	0.2	0.2	0.3	0.3	1.8	3.5	5.9	11.3	13.3	14.8	21	29.7	35.9	30.1	4.7	5.7	C18
Rectum	185	0	0	0	0	0	0	1	1.8	1	3.2	7.1	15	17.6	28.8	47.3	39.6	38.7	5.1	6.5	C19-C20
Anus	2	0	0	0	0	0	0	0	0	0	0	0	0	0	0	0	3.8	0	0.1	0.1	C21
Liver	150	0	0	0.3	0.2	0	0.3	0.3	0.9	2.5	8.1	7.7	12.7	21.1	20.1	16.2	26.4	21.5	4.2	5	C22
Gallbladder etc.	18	0	0	0	0	0	0	0	0	0.5	0	1.2	0.6	1.4	4.4	2.7	5.7	4.3	0.5	0.6	C23-C24
Pancreas	38	0	0	0	0	0	0	0	0	0	0	0.6	3.5	3.5	10.5	10.8	5.7	6.5	1.1	1.3	C25
Nose, sinuses etc.	25	0	0	0	0.2	0	0.3	0	0	1	0.5	1.8	1.2	1.4	7	1.4	3.8	4.3	0.7	0.8	C30-C31
Larynx	33	0	0	0	0	0	0	0	0	1	0	0	0	2.8	8.7	9.5	9.4	10.8	0.9	1.2	C32
Trachea, Bronchus, Lung	444	0	0	0	0	0.2	0	0.3	3.1	4	6.5	19.6	27.2	35.2	69	106.8	128.3	126.9	12.3	15.9	C33-C34
Other Thoracic organs	3	0	0	0	0	0	0	0	0	0	0	0.6	0	0.7	0.9	0	0	0	0.1	0.1	C37-C38
Bone	38	0	0.3	0	0.5	2.2	0.9	1.3	0.9	1	0.5	1.2	0.6	2.8	2.6	1.4	5.7	0	1.1	1.1	C40-C41
Melanoma of Skin	9	0	0	0	0	0	0	0	0	0	0.5	0.6	1.7	0	0	1.4	1.9	4.3	0.2	0.3	C43
Other Skin	60	0	0	0	0.5	0	0	0	0	0	0.5	1.8	1.7	4.2	6.1	8.1	35.9	28	1.7	2.2	C44
Mesothelioma	2	0	0	0	0	0	0	0	0	0	0	0.6	0	0	0	0	1.9	0	0.1	0.1	C45
Kaposi sarcoma	0	0	0	0	0	0	0	0	0	0	0	0	0	0	0	0	0	0	0	0	C46
Connective Soft tissue	33	0	0	0.3	0.5	1	0.6	0.3	0	1.5	1.6	2.4	1.7	2.8	2.6	0	3.8	2.2	0.9	1	C47-C49
Breast	6	0	0	0	0	0	0	0	0	0	0.5	0	0.6	0	0	2.7	1.9	2.2	0.2	0.2	C50
Penis	5	0	0	0	0	0	0	0	0	0	0	0	0	0	1.7	0	3.8	2.2	0.1	0.2	C60
Prostate	106	0	0	0	0	0	0	0.3	0	0	0	0	0.6	8.5	15.7	25.7	51	60.2	2.9	4	C61
Testis	20	0	0.5	0	0	0.5	1.2	1	1.3	1	1.1	0	0.6	0.7	0	0	0	0	0.6	0.5	C62
Other male genital	1	0	0	0	0	0	0	0	0	0	0	0	0	0.7	0	0	0	0	0	0	C63
Kidney	50	0	0.3	0	0	0	0	0.3	0	1	0	3	2.9	4.9	6.1	5.4	22.6	8.6	1.4	1.7	C64
Renal Pelvis	0	0	0	0	0	0	0	0	0	0	0	0	0	0	0	0	0	0	0	0	C65
Ureter	0	0	0	0	0	0	0	0	0	0	0	0	0	0	0	0	0	0	0	0	C66
Bladder	69	0	0	0	0	0	0	0	0.4	0.5	1.1	3	5.8	4.9	8.7	16.2	24.5	17.2	1.9	2.5	C67
Other Urinary organs	1	0	0	0	0	0	0	0	0	0	0	0	0	0.7	0	0	0	0	0	0	C68
Eye	5	0	0.3	0	0	0	0	0	0	0	0.5	0.6	0.6	0	0.9	0	0	0	0.1	0.2	C69
Brain, Nervous system	51	0	0.8	0.5	0.2	1.5	0.3	0.3	2.2	2	1.6	1.2	5.2	0.7	6.1	4.1	1.9	4.3	1.4	1.6	C70-C72
Thyroid	41	0	0	0	0.2	0	0	1.6	0.9	0.5	2.2	1.8	2.3	2.1	7	2.7	5.7	10.8	1.1	1.4	C73
Adrenal gland	3	0	0	0	0	0.2	0	0	0	0	0	0	0	0	0	1.4	1.9	0	0.1	0.1	C74
Other Endocrine	2	0	0	0	0	0	0	0	0	0	0	0	0.6	0	0	1.4	0	0	0.1	0.1	C75
Hodgkin disease	11	0	0	0	0.5	0.2	0	1	0.4	0	0.5	0.6	0.6	0.7	0	0	0	0	0.3	0.3	C81
Non-Hodgkin lymphoma	149	0	1.1	0.5	0.5	1	1.2	1.3	4	3	2.7	6.5	8.1	10.6	17.5	27	22.6	36.6	4.1	5	C82-C85;C96
Immunoproliferative dis.	0	0	0	0	0	0	0	0	0	0	0	0	0	0	0	0	0	0	0	0	C88
Multiple Myeloma	13	0	0	0	0	0	0	0.3	0	0	0	0	0.6	1.4	4.4	1.4	3.8	2.2	0.4	0.4	C90
Lymphoid Leukaemia	38	0	0.8	2.1	0.5	1.5	0.3	1.3	0.4	0	1.1	0.6	0.6	3.5	0.9	1.4	3.8	0	1.1	1.1	C91
Myeloid Leukaemia	56	0	1.3	0.3	0.2	0.7	1.8	1.6	0.9	1	1.6	2.4	2.9	2.1	7	2.7	7.5	4.3	1.6	1.7	C92-C94
Leukaemia unspec.	22	0	1.1	0.3	0.2	0	0.3	0.3	0.4	1.5	0.5	0.6	0	1.4	1.7	2.7	1.9	2.2	0.6	0.7	C95
Other & unspecified	12	0	0	0	0	0	0	0	0	0	0.5	1.8	1.2	0	1.7	4.1	1.9	0	0.3	0.4	Other
All sites Total	2193	0	7	5	5	9	8	14	21	31	52	104	141	185	293	401	532	469	60.9	75.1	All



APPENDIX 78: CANCER INCIDENCE BY SITES AND AGE GROUP, PAHANG, ALL RESIDENTS, FEMALES, 2007-2011

Site	All Ages	Age Unk.	0- 4	5- 9	10- 14	15- 19	20- 24	25- 29	30- 34	35- 39	40- 44	45- 49	50- 54	55- 59	60- 64	65- 69	70- 74	75+ 75+	Crude Rate	ASR World	ICD (10th)
Lip	2	0	0	0	0	0	0	0	0	0	0	0	0	0	0	0	0	3.6	0.1	0.1	C00
Tongue	15	0	0	0	0	0	0	0.3	0	0	0	0	1.7	0.7	0.9	0	7.6	1.8	0.4	0.5	C01-C02
Mouth	21	0	0	0	0	0	0	0	0	0	0	0.5	0.6	0.7	3.8	9.3	1.9	12.7	0.6	0.8	C03-C06
Salivary glands	9	0	0	0	0.3	0	0	0.3	0.5	0.5	0	0	0	0.7	0	1.6	1.9	3.6	0.3	0.3	C07-C08
Tonsil	8	0	0	0	0	0.3	0	0	0.5	0	0	0.5	0.6	0.7	0	1.6	1.9	1.8	0.2	0.3	C09
Other Oropharynx	1	0	0	0	0	0	0	0	0	1.5	2.5	2	4.7	6.7	3.8	4.7	5.7	1.8	1.2	1.3	C10
Nasopharynx	40	0	0	0	0	0	0	0	0	0	0	0	0	0	0.9	0	3.8	1.8	0.1	0.2	C11
Hypopharynx	4	0	0	0	0	0	0	0	0	0	0	0	0	0	0	0	0	1.8	0	0	C12-C13
Pharynx unsp.	1	0	0	0	0	0	0	0	0	0	0	0	0	0	0	0	0	1.8	0	0	C14
Oesophagus	19	0	0	0	0	0	0	0	0	1	0.5	0.5	0.6	0.7	2.8	3.1	9.5	5.5	0.6	0.7	C15
Stomach	45	0	0	0	0	0.3	0	0.3	0.5	1.5	0	0	3.5	3	6.6	14	7.6	14.5	1.3	1.6	C16
Small intestine	3	0	0	0	0	0	0.3	0	0	0	0	0	0.6	0.7	0	0	0	0	0.1	0.1	C17
Colon	130	0	0	0	0	0.6	0.3	1	2.5	2.5	2.5	8.7	8.7	14.2	17	18.9	28.6	34.6	3.8	4.4	C18
Rectum	107	0	0	0	0.3	0	0	1	1	1	5.1	6.1	4.7	10.4	10.4	15.5	30.5	16.4	3.2	3.7	C19-C20
Anus	2	0	0	0	0	0	0	0	0	1.5	2	1.5	7	8.2	4.7	1.6	0	0	0.1	0.1	C21
Liver	57	0	0	0	0	0	0	0	1.5	2	1.5	1	0	4.5	2.8	7.8	9.5	12.7	1.7	1.9	C22
Gallbladder etc.	17	0	0	0	0	0	0	0	0	0	1.5	1	0	0	0	1.6	3.8	3.6	0.5	0.6	C23-C24
Pancreas	27	0	0	0	0	0	0	0	0	0	0	0	0	1.5	7.5	6.2	3.8	7.3	0.8	1	C25
Nose, sinuses etc.	13	0	0	0	0	0.3	0	0.7	0	0.5	1	0	0.6	2.2	0	3.1	1.9	0	0.4	0.4	C30-C31
Larynx	5	0	0	0	0	0	0	0	0	0.5	1	0	0	0.7	0	0	0	1.8	0.1	0.2	C32
Trachea, Bronchus, Lung	164	0	0	0	0	0	0.3	0	0.5	2.5	3	5.1	12.8	12.7	17.9	48.1	40	56.4	4.8	5.9	C33-C34
Other Thoracic organs	2	0	0	0	0	0	0	0.3	0	0.5	0	0	0	0	0	0	0	0	0.1	0.1	C37-C38
Bone	20	0	0	0	0	0.6	0	0.3	1.5	0.5	2	0	0.6	1.5	0.9	0	0	0	0.6	0.6	C40-C41
Melanoma of Skin	8	0	0	0	0	0	0	0	0.5	0.5	0	0.5	0	0	1.9	0	3.8	1.8	0.2	0.3	C43
Other Skin	40	0	0	0	0	0	0	0.3	0	1.5	0.5	2	0	2.2	4.7	9.3	11.4	20	1.2	1.5	C44
Mesothelioma	0	0	0	0	0	0	0	0	0	0	0	0	0	0	0	0	0	0	0	0	C45
Kaposi sarcoma	0	0	0	0	0	0	0	0	0	0	0	0	0	0	0	0	0	0	0	0	C46
Connective, Soft tissue	27	0	0	0.3	0	0.8	0.7	0.7	1.5	1.5	1.5	0.5	1.2	1.5	1.9	3.1	0	1.8	0.8	0.8	C47-C49
Breast	790	0	0	0	0	0.3	1.3	3.5	19.5	32.3	48.2	79.1	81.1	72.4	55.7	108.5	55.2	49.1	23.3	25.7	C50
Vulva	3	0	0	0	0	0	0	0	0	0	0	0	0	0.7	0	0	1.9	1.8	0.1	0.1	C51
Vagina	6	0	0	0	0	0	0	0	0	0.5	0	0	1.7	0	0	0	0	1.8	0.2	0.2	C52
Cervix Uteri	193	0	0	0	0	0	0	0.3	1	9.9	13.2	14.3	19.2	20.2	20.8	21.7	22.9	14.5	5.7	6.3	C53
Corpus Uteri	78	0	0	0	0	0	0	1	1	1	2	6.1	8.2	14.2	8.5	6.2	7.6	9.1	2.3	2.5	C54
Uterus unsp.	33	0	0	0	0	0	0	0	0.5	2	2	2.6	4.7	3.7	3.8	1.6	1.9	0	1	1	C55
Ovary	188	0	0	0.3	0.3	0.6	1	1.7	4	5	10.2	11.2	15.7	18.7	11.3	12.4	15.2	10.9	4.7	5	C56
Other Female Genital	2	0	0	0	0	0	0	0	0	0	0	0.5	0	0	0	0	1.9	0	0.1	0.1	C57
Placenta	3	0	0	0	0	0	0	0	0.5	0.5	0	0.5	0	0	0	0	0	0	0.1	0.1	C58
Kidney	21	0	0	0	0.3	0.3	0.3	0	0.5	0.5	0	0	2.3	1.5	2.8	3.1	1.9	7.3	0.6	0.7	C64
Renal Pelvis	1	0	0	0	0	0	0	0	0	0	0	0	0	0.7	0	0	0	0	0	0	C65
Ureter	1	0	0	0	0	0	0	0	0	0	0	0	0	0	0	0	0	0	0	0	C66
Bladder	23	0	0	0	0	0	0.3	0	0.5	0	0.5	1	1.2	0.7	0.9	0	9.5	16.4	0.7	0.8	C67
Other Urinary organs	0	0	0	0	0	0	0	0	0	0	0	0	0	0	0	0	0	0	0	0	C68
Eye	1	0	0.3	0	0	0	0	0	0	0	0	0	0	0	0	0	0	0	0	0	C69
Brain, Nervous system	63	0	0.9	0.9	0.8	0.3	1.7	2.1	0	1.5	4.1	2.6	2.9	6.7	3.8	0	11.4	3.6	1.9	1.9	C70-C72
Thyroid	96	0	0	0	0.3	0.8	2.4	4.2	1.5	3	2.5	9.7	6.4	6	8.5	9.3	7.6	3.6	2.8	3	C73
Adrenal gland	4	0	0.9	0	0	0	0	0	0	0	0	0	0.6	0	0	0	0	0	0.1	0.1	C74
Other Endocrine	1	0	0	0	0	0	0	0	0	0	0	0	0	0.7	0	0	0	0	0	0	C75
Hodgkin disease	6	0	0	0	0	0.3	0.7	0.3	0.5	0	0	0	0	0	0	1.6	0	0	0.2	0.2	C81
Non-Hodgkin lymphoma	100	0	0	0	0.8	0.3	2.4	1.7	1	1.5	4.1	6.6	6.4	6.7	11.3	14	17.1	14.5	2.9	3.3	C82-C85;C96
Immunoproliferative dis.	0	0	0	0	0	0	0	0	0	0	0	0	0	0	0	0	0	0	0	0	C88
Multiple Myeloma	16	0	0	0	0	0	0	0	0	0	0	1.5	1.2	0.7	0.9	4.7	7.6	3.6	0.5	0.6	C90
Lymphoid Leukaemia	21	0	1.5	0.3	0.3	0.6	0.3	0.7	0	1	0.5	0	1.7	0	0	3.1	1.9	0	0.6	0.7	C91
Myeloid Leukaemia	56	0	0.3	0.3	1.3	1.1	0.7	1	5	1.5	2.5	2.6	2.3	3.7	2.8	3.1	5.7	0	1.7	1.7	C92-C94
Leukaemia unsp.	19	0	0.3	0	0	0.3	0.7	0.3	0.5	0.5	0.5	0.5	0.6	0.7	1.9	4.7	1.9	3.6	0.6	0.6	C95
Other & unspecified	18	0	0	0	0	0	0.3	0	0	0	0.5	1	1.7	2.2	4.7	0	3.8	1.8	0.5	0.6	Other
All sites Total	2499	0	4	3	5	7	14	23	47	78	113	172	208	234	236	338	349	347	73.7	82.7	All



APPENDIX 79: NUMBER OF NEW CANCER CASES BY SITES AND AGE GROUP, TERENGGANU, ALL RESIDENTS, MALES, 2007-2011

Site	All Ages	Age Unk.	0- 4	5- 9	10- 14	15- 19	20- 24	25- 29	30- 34	35- 39	40- 44	45- 49	50- 54	55- 59	60- 64	65- 69	70- 74	75+ 75+	% of Total	ICD (10th)
Lip	1	0	0	0	0	0	0	0	1	0	0	0	0	0	0	0	0	0	0.10%	C00
Tongue	16	0	0	0	0	0	0	1	1	1	0	3	2	1	1	3	1	2	1.00%	C01-C02
Mouth	5	0	0	0	0	0	1	0	0	0	0	0	0	0	0	2	1	0	0.30%	C03-C06
Salivary glands	11	0	0	0	0	0	1	0	0	2	1	1	2	3	0	1	0	0	0.70%	C07-C08
Tonsil	0	0	0	0	0	0	0	0	0	0	0	0	0	0	0	0	0	0	0.00%	C09
Other Oropharynx	2	0	0	0	0	0	0	0	0	0	0	1	0	0	0	1	0	0	0.10%	C10
Nasopharynx	70	0	0	0	1	4	1	2	0	3	8	6	18	10	3	4	5	5	4.20%	C11
Hypopharynx	5	0	0	0	0	0	0	0	0	0	0	1	0	2	0	1	1	0	0.30%	C12-C13
Pharynx unspec.	1	0	0	0	0	0	0	0	0	0	0	0	1	0	0	0	0	0	0.10%	C14
Oesophagus	21	0	0	0	0	0	1	0	0	1	1	0	1	1	1	3	4	4	1.30%	C15
Stomach	35	0	0	0	0	0	1	3	0	0	1	3	3	3	2	8	7	4	2.10%	C16
Small intestine	4	0	0	0	0	0	0	0	0	0	0	0	0	2	0	0	1	0	0.20%	C17
Colon	113	0	0	0	1	0	0	1	3	0	1	7	9	15	18	16	18	16	6.80%	C18
Rectum	110	0	0	0	0	0	1	0	5	2	7	9	14	15	13	20	17	7	6.60%	C19-C20
Anus	4	0	0	0	0	0	0	0	0	0	0	0	1	1	2	0	0	0	0.20%	C21
Liver	157	0	1	0	0	0	2	1	5	8	10	18	28	25	24	10	15	10	9.40%	C22
Gallbladder etc.	18	0	0	0	0	0	0	0	0	1	0	2	3	4	3	1	3	1	1.10%	C23-C24
Pancreas	36	0	0	0	0	0	0	0	1	1	4	7	4	3	7	5	3	1	2.20%	C25
Nose, sinuses etc.	10	0	0	0	0	0	0	0	0	0	1	1	4	1	1	1	1	0	0.60%	C30-C31
Larynx	21	0	0	0	0	0	0	0	0	0	0	2	2	3	3	3	2	6	1.30%	C32
Trachea, Bronchus, Lung	313	0	0	0	0	0	3	3	2	2	15	28	38	36	46	51	51	38	18.80%	C33-C34
Other Thoracic organs	1	0	0	0	0	0	0	0	0	0	0	0	1	0	0	0	0	0	0.10%	C37-C38
Bone	35	0	0	3	4	5	3	1	0	2	2	2	0	1	2	3	1	4	2.10%	C40-C41
Melanoma of Skin	5	0	0	0	0	1	0	1	0	0	1	0	0	1	0	0	0	1	0.30%	C43
Other Skin	58	0	1	1	1	4	3	2	2	1	2	4	3	4	13	7	4	6	3.50%	C44
Mesothelioma	0	0	0	0	0	0	0	0	0	0	0	0	0	0	0	0	0	0	0.00%	C45
Kaposi sarcoma	0	0	0	0	0	0	0	0	0	0	0	0	0	0	0	0	0	0	0.00%	C46
Connective Soft tissue	28	0	2	0	2	1	1	3	0	0	1	5	0	3	2	4	1	3	1.70%	C47-C49
Breast	2	0	0	0	0	0	0	0	0	0	0	0	0	2	0	0	0	0	0.10%	C50
Penis	0	0	0	0	0	0	0	0	0	0	0	0	0	0	0	0	0	0	0.00%	C60
Prostate	96	0	0	0	0	0	0	0	0	0	0	0	5	9	14	18	25	25	5.80%	C61
Testis	12	0	0	0	0	1	4	5	0	1	0	0	0	0	0	0	0	1	0.70%	C62
Other male genital	1	0	0	0	0	0	0	0	0	0	0	0	1	0	0	0	0	0	0.10%	C63
Kidney	27	0	3	2	0	0	0	0	0	0	0	4	7	3	4	3	0	1	1.60%	C64
Renal Pelvis	1	0	1	0	0	0	0	0	0	0	0	0	0	0	0	0	0	0	0.10%	C65
Ureter	1	0	0	0	0	0	0	0	0	0	0	0	0	0	0	0	0	1	0.10%	C66
Bladder	69	0	0	0	0	0	0	0	0	2	2	6	5	9	7	13	14	11	4.10%	C67
Other Urinary organs	0	0	0	0	0	0	0	0	0	0	0	0	0	0	0	0	0	0	0.00%	C68
Eye	5	0	5	0	0	0	0	0	0	0	0	0	0	0	0	0	0	0	0.30%	C69
Brain, Nervous system	39	0	7	5	4	0	1	3	0	1	1	4	6	1	3	2	1	0	2.30%	C70-C72
Thyroid	26	0	0	0	0	1	0	1	1	1	3	4	4	3	3	3	1	1	1.60%	C73
Adrenal gland	2	0	1	1	0	0	0	0	0	0	0	0	0	0	0	0	0	0	0.10%	C74
Other Endocrine	4	0	0	0	1	1	0	1	0	0	0	1	0	0	0	0	0	0	0.20%	C75
Hodgkin disease	14	0	1	1	2	1	1	0	1	1	2	1	1	0	0	2	0	0	0.80%	C81
Non-Hodgkin lymphoma	93	0	2	0	4	6	6	2	4	3	10	8	4	13	10	8	8	5	5.60%	C82-C85;C96
Immunoproliferative dis.	10	0	0	0	0	0	0	0	0	0	0	0	0	0	0	0	0	0	0.00%	C88
Multiple Myeloma	10	0	0	0	0	0	0	0	0	0	1	0	2	2	1	3	1	0	0.60%	C90
Lymphoid Leukaemia	11	0	4	2	1	2	0	0	1	0	0	0	0	1	0	0	0	0	0.70%	C91
Myeloid Leukaemia	57	0	9	3	7	4	1	3	3	2	5	5	1	5	4	0	1	4	3.40%	C92-C94
Leukaemia unspec.	63	0	12	9	4	8	4	5	0	1	3	0	8	3	0	1	1	4	3.80%	C95
Other & unspecified	55	0	0	1	3	3	2	1	0	1	4	5	1	8	7	5	5	9	3.30%	Other
All sites Total	1668	0	49	28	35	42	37	39	30	39	93	139	181	193	198	202	193	170	100.00%	All



APPENDIX 80: NUMBER OF NEW CANCER CASES BY SITES AND AGE GROUP, TERENGGANU, ALL RESIDENTS, FEMALES, 2007-2011

Site	All Ages	Age Unk.	0- -4	5- -9	10- -14	15- -19	20- -24	25- -29	30- -34	35- -39	40- -44	45- -49	50- -54	55- -59	60- -64	65- -69	70- -74	75+ -79	% of Total	IOD (10th)
Lip	1	0	0	0	0	0	0	0	0	0	0	0	0	0	0	0	0	1	0.10%	C00
Tongue	12	0	0	0	1	0	1	0	2	0	1	2	2	0	1	0	0	1	0.60%	C01-C02
Mouth	12	0	0	0	0	0	0	0	0	1	0	0	3	0	2	2	3	1	0.60%	C03-C06
Salivary glands	5	0	0	0	0	0	0	0	0	1	0	2	2	0	0	0	0	0	0.30%	C07-C08
Tonsil	1	0	0	0	0	0	0	0	0	0	0	0	0	0	0	0	0	1	0.10%	C09
Other Oropharynx	1	0	0	0	1	0	0	0	0	0	0	0	0	0	0	0	0	0	0.10%	C10
Nasopharynx	35	0	0	0	0	1	3	1	1	2	2	5	3	7	4	0	5	1	1.80%	C11
Hypopharynx	5	0	0	0	0	0	0	0	1	0	1	1	0	0	1	1	0	0	0.30%	C12-C13
Pharynx unsp.	2	0	0	0	0	0	0	0	2	0	0	0	0	0	0	0	0	0	0.10%	C14
Oesophagus	15	0	0	0	0	0	0	0	0	0	0	0	0	2	2	4	2	4	0.80%	C15
Stomach	33	0	0	0	0	1	0	1	0	2	1	3	6	4	4	2	3	6	1.70%	C16
Small intestine	2	0	0	0	0	0	0	0	0	0	1	0	0	0	0	0	1	0	0.10%	C17
Colon	90	0	0	0	0	0	1	0	4	1	10	8	10	14	13	5	12	12	4.60%	C18
Rectum	83	0	0	0	0	0	0	1	1	3	6	6	15	8	14	13	10	6	4.20%	C19-C20
Anus	2	0	0	0	0	0	0	0	0	0	0	0	0	0	0	0	0	1	0.10%	C21
Liver	49	0	2	0	0	0	0	0	1	1	2	3	4	7	5	6	7	11	2.50%	C22
Gallbladder etc.	14	0	0	0	0	0	0	0	0	0	0	1	3	2	1	3	3	1	0.70%	C23-C24
Pancreas	23	0	1	0	0	0	0	0	0	1	1	0	3	6	3	2	5	1	1.20%	C25
Nose, sinuses etc.	3	0	0	0	0	0	0	0	0	1	0	0	0	2	0	0	0	0	0.20%	C30-C31
Larynx	2	0	0	0	0	0	0	0	0	0	0	0	0	2	0	0	0	0	0.10%	C32
Trachea, Bronchus, Lung	113	0	1	0	0	0	2	0	1	6	8	11	13	18	14	15	15	9	5.70%	C33-C34
Other Thoracic organs	5	0	0	0	0	0	1	0	1	0	0	0	0	1	1	1	0	0	0.30%	C37-C38
Bone	29	0	2	3	3	5	3	1	1	1	1	3	2	1	0	0	2	1	1.50%	C40-C41
Melanoma of Skin	4	0	0	0	0	0	0	0	0	0	0	1	0	1	0	2	0	0	0.20%	C43
Other Skin	35	0	0	1	0	2	0	1	2	0	3	3	3	1	4	4	4	7	1.80%	C44
Mesothelioma	0	0	0	0	0	0	0	0	0	0	0	0	0	0	0	0	0	0	0.00%	C45
Kaposi sarcoma	0	0	0	0	0	0	0	0	0	0	0	0	0	0	0	0	0	0	0.00%	C46
Connective Soft tissue	28	0	2	1	2	7	0	2	2	0	2	2	2	2	1	1	1	1	0.00%	C47,C49
Breast	534	0	0	0	1	0	12	13	25	39	72	106	95	72	41	26	16	16	27.00%	C50
Vulva	4	0	0	0	0	0	0	0	1	0	0	0	2	0	0	0	1	0	0.20%	C51
Vagina	0	0	0	0	0	0	0	0	0	0	0	0	0	0	0	0	0	0	0.00%	C52
Cervix Uteri	120	0	0	0	0	0	0	3	2	4	14	24	19	18	15	8	8	5	6.10%	C53
Corpus Uteri	97	0	0	0	0	0	0	3	5	7	18	16	16	14	10	5	2	1	4.90%	C54
Uterus unsp.	37	0	0	0	0	0	0	1	2	4	8	12	4	2	3	1	0	0	1.90%	C55
Ovary	173	0	0	1	0	8	10	4	11	9	14	26	24	17	13	22	7	7	8.80%	C56
Other Female Genital	0	0	0	0	0	0	0	0	0	0	0	0	0	0	0	0	0	0	0.00%	C57
Placenta	6	0	0	0	0	0	1	0	1	0	1	1	1	0	0	0	0	0	0.30%	C58
Kidney	19	0	4	0	0	0	0	0	0	2	1	1	2	1	2	4	2	0	1.00%	C64
Renal Pelvis	0	0	0	0	0	0	0	0	0	0	0	0	0	0	0	0	0	0	0.00%	C65
Ureter	0	0	0	0	0	0	0	0	0	0	0	0	0	0	0	0	0	0	0.00%	C66
Bladder	15	0	0	0	0	0	1	1	0	2	0	1	1	0	0	4	2	3	0.80%	C67
Other Urinary organs	0	0	0	0	0	0	0	0	0	0	0	0	0	0	0	0	0	0	0.00%	C68
Eye	7	0	3	1	1	0	0	0	0	0	0	0	0	0	0	0	1	0	0.40%	C69
Brain, Nervous system	41	0	3	4	2	3	1	1	2	3	1	5	5	1	4	5	0	1	2.10%	C70-C72
Thyroid	111	0	0	0	1	6	12	6	4	5	15	11	11	3	15	8	7	7	5.60%	C73
Adrenal gland	0	0	0	0	0	0	0	0	0	0	0	0	0	0	0	0	0	0	0.00%	C74
Other Endocrine	1	0	0	0	0	0	0	0	1	1	1	0	0	0	0	0	0	0	0.10%	C75
Hodgkin disease	4	0	0	0	0	0	0	0	1	1	0	0	0	0	0	0	0	0	0.20%	C81
Non-Hodgkin Lymphoma	56	0	3	0	0	0	2	0	3	3	1	4	2	8	8	0	6	4	2.80%	C82-C85,C96
Immunoproliferative dis.	0	0	0	0	0	0	0	0	0	0	0	0	0	0	0	0	0	0	0.00%	C88
Multiple Myeloma	15	0	0	0	0	0	0	0	0	0	2	1	3	4	1	0	2	1	0.80%	C90
Lymphoid Leukaemia	8	0	5	0	0	1	0	1	0	0	0	0	0	0	0	0	0	1	0.40%	C91
Myeloid Leukaemia	52	0	5	3	1	6	2	1	4	4	2	2	5	5	4	2	3	3	2.60%	C92-C94
Leukaemia unsp.	36	0	6	6	3	0	2	3	1	0	1	2	3	3	3	1	1	1	1.80%	C95
Other & unspecified	37	0	0	1	0	1	3	1	1	1	3	4	4	4	5	3	4	2	1.90%	Other
All sites Total	1977	0	37	21	20	44	60	50	82	107	195	266	269	230	194	150	135	117	100.00%	All



APPENDIX 81: CANCER INCIDENCE BY SITES AND AGE GROUP, TERENGGANU, ALL RESIDENTS, MALES, 2007-2011

Site	All Ages	Age Unk.	0- 4	5- 9	10- 14	15- 19	20- 24	25- 29	30- 34	35- 39	40- 44	45- 49	50- 54	55- 59	60- 64	65- 69	70- 74	75+ 75+	Crude Rate	ASR World	ICD (10th)
Lip	1	0	0	0	0	0	0	0	0.7	0	0	0	0	0	0	0	0	0	0	0	C00
Tongue	16	0	0	0	0	0	0	0.5	0.7	0.7	0	2.2	1.4	1.1	1.5	6.6	3.1	5.8	0.6	0.8	C01-C02
Mouth	5	0	0	0	0	0	0.4	0	0	0	0	0.7	0	0	0	4.4	3.1	0	0.2	0.3	C03-C06
Salivary glands	11	0	0	0	0	0	0.4	0	0	1.5	0.7	0.7	1.4	3.4	0	2.2	0	0	0.4	0.5	C07-C08
Tonsil	0	0	0	0	0	0	0	0	0	0	0	0	0	0	0	0	0	0	0	0	C09
Other Oropharynx	2	0	0	0	0	0	0	0	0	0	0	0.7	0	0	0	2.2	0	0	0.1	0.1	C10
Nasopharynx	70	0	0	0	0.3	1.3	0.4	1	0	2.2	5.8	4.5	12.4	11.2	4.5	8.8	15.6	14.5	2.7	3.1	C11
Hypopharynx	5	0	0	0	0	0	0	0	0	0	0	0.7	0	2.2	0	2.2	3.1	0	0.2	0.3	C12-C13
Pharynx unspec.	21	0	0	0	0	0	0.4	0	0	0	0	0	0.7	0	0	0	0	0	0	0	C14
Oesophagus	35	0	0	0	0	0	0.4	0	0	0.7	0.7	0	0.7	1.1	7.5	6.6	12.5	11.6	0.8	1.2	C15
Stomach	4	0	0	0	0	0	0.4	1.6	0	0	0.7	2.2	2.1	3.4	3	17.6	21.9	11.6	1.3	1.9	C16
Small intestine	113	0	0	0	0	0	0	0	0	0	0.7	0	0	2.2	0	0	3.1	0	0.2	0.2	C17
Colon	110	0	0	0	0.3	0	0.4	0.5	2	0.7	5.1	5.9	6.2	16.9	26.9	35.2	56.3	46.4	4.3	6.1	C18
Rectum	4	0	0	0	0	0	0.4	0	0	0	0	0	0	1.1	19.4	44	53.1	20.3	4.2	5.7	C19-C20
Anus	157	0	0.3	0	0	0	0.8	0.5	3.3	5.8	7.3	13.4	19.2	28.1	35.8	22	46.9	29	6	7.6	C22
Liver	18	0	0	0	0	0	0	0	0	0.7	0	1.5	2.1	4.5	4.5	2.2	9.4	2.9	0.7	0.9	C23-C24
Gallbladder etc.	36	0	0	0	0	0	0	0	0.7	0	2.9	5.2	2.7	3.4	10.4	11	9.4	2.9	1.4	1.8	C25
Pancreas	10	0	0	0	0	0	0	0	0	0.7	0.7	0	2.7	1.1	1.5	2.2	3.1	0	0.4	0.5	C30-C31
Nose, sinuses etc.	21	0	0	0	0	0	0	0	0	0	0	1.5	1.4	3.4	4.5	6.6	6.3	17.4	0.8	1.1	C32
Larynx	313	0	0	0	0	0	1.2	1.6	1.3	1.5	10.9	20.8	26.1	40.5	68.7	112.1	159.4	110.2	11.9	16.7	C33-C34
Trachea Bronchus, Lung	1	0	0	0	0	0	0	0	0	0	0	0	0.7	0	0	0	0	0	0	0	C37-C38
Other Thoracic organs	35	0	0	0	1	1.3	1.6	0.5	0	1.5	1.5	1.5	1.4	1.1	3	6.6	3.1	11.6	1.3	1.5	C40-C41
Bone	5	0	0	0	0	0.3	0	0.5	0	0	0.7	0	0	1.1	0	0	0	2.9	0.2	0.2	C43
Melanoma of Skin	58	0	0.3	0.3	0.3	1.3	1.2	1	1.3	0.7	1.5	3	2.1	4.5	19.4	15.4	12.5	17.4	2.2	2.9	C44
Other Skin	0	0	0	0	0	0	0	0	0	0	0	0	0	0	0	0	0	0	0	0	C45
Mesothelioma	0	0	0	0	0	0	0	0	0	0	0	0	0	0	0	0	0	0	0	0	C46
Kaposi sarcoma	28	0	0.7	0	0.7	0.3	0.4	1.6	0	0	0.7	3.7	0	3.4	3	8.8	3.1	8.7	1.1	1.4	C47-C49
Connective Soft tissue	2	0	0	0	0	0	0	0	0	0	0	0	0	2.2	0	0	0	0	0.1	0.1	C50
Breast	96	0	0	0	0	0	0	0	0	0.7	0	0	0	10.1	20.9	39.6	78.1	72.5	3.7	5.6	C61
Prostate	12	0	0	0	0	0.3	1.6	2.6	0	0	0	0	0.7	0	0	0	0	2.9	0.5	0.5	C62
Testis	1	0	0	0	0	0	0	0	0	0	0	0	0	3.4	6	6.6	0	0	0	0	C63
Other male genital	27	0	0	0	0	0	0	0	0	0	0	0	0	0	0	0	0	2.9	1	1.2	C64
Kidney	1	0	0.3	0	0	0	0	0	0	0	0	0	0	0	0	0	0	0	0	0	C65
Renal Pelvis	1	0	0	0	0	0	0	0	0	0	0	0	0	0	0	0	0	2.9	0	0.1	C66
Ureter	69	0	0	0	0	0	0	0	0	1.5	1.5	4.5	3.4	10.1	10.4	28.6	43.8	31.9	2.6	3.8	C67
Bladder	5	0	0	0	0	0	0	0	0	0	0	0	0	0	0	0	0	0	0	0	C68
Other Urinary organs	39	0	1.7	0	0	0	0	0	0	0	0	0	0	0	0	0	0	0	0.2	0.2	C69
Eye	26	0	0.3	0	0	0	0	0	0	0	0	0	0	0	0	0	0	0	0	0	C70-C72
Brain, Nervous system	2	0	0.3	0.3	0.3	0.3	0.4	0.5	0.7	0.7	0.7	3	4.1	1.1	4.5	4.4	3.1	0	1.5	1.6	C73
Thyroid	4	0	0	0	0	0	0	0	0	0	0	0	0	0	0	0	0	0	0.1	0.1	C74
Adrenal gland	14	0	0.3	0.3	0.3	0.3	0.4	0.5	0	0	0	0.7	0	0	0	0	0	0	0.2	0.1	C75
Other Endocrine	93	0	0.7	0	1.3	2	2.4	1	2.7	2.2	7.3	5.9	2.7	14.6	14.9	17.6	25	14.5	3.5	4.4	C81
Hodgkin disease	10	0	0	0	0	0	0	0	0	0	0.7	0	0	2.2	1.5	6.6	3.1	0	0.4	0.5	C82-C85-C96
Non-Hodgkin lymphoma	11	0	0	0	0	0	0	0	0	0	0.7	0	0	0	0	0	0	0	0	0	C88
Immunoproliferative dis.	57	0	0	0	0	0	0	0	0	0	0	0	0	0	0	0	0	0	0.4	0.5	C90
Multiple Myeloma	63	0	0.3	0.3	0.3	0.3	0.4	0.5	0.7	0.7	0.7	3.7	0.7	5.6	6	0	0	0	0.4	0.4	C91
Lymphoid Leukaemia	55	0	0	0	0	0	0.8	0.5	0	0.7	2.9	3.7	0.7	9	10.4	11	15.6	26.1	2.1	2.7	C92-C94
Myeloid Leukaemia	0	0	0	0	0	0	0	0	0	0	0	0	0	0	0	0	0	0	0	0	C95
Leukaemia unspec.	0	0	0	0	0	0	0	0	0	0	0	0	0	0	0	0	0	0	0	0	Other
Other & unspecified	1668	0	17	9	11	14	15	20	20	28	68	103	124	217	296	444	603	493	63.7	83.2	All



APPENDIX 82: CANCER INCIDENCE BY SITES AND AGE GROUP, TERENGGANU, ALL RESIDENTS, FEMALES, 2007-2011

Site	All Ages	Age Unk.	0- -4	5- -9	10- -14	15- -19	20- -24	25- -29	30- -34	35- -39	40- -44	45- -49	50- -54	55- -59	60- -64	65- -69	70- -74	75+ -79	Crude Rate	ASR World (10th)	ICD (10th)
Lip	1	0	0	0	0	0	0	0	0	0	0	0	0	0	0	0	0	2.3	0	0	C00
Tongue	12	0	0	0	0.3	0	0.4	0	1.4	0.7	1.4	0.7	1.8	0	1.6	0	0	2.3	0.5	0.5	C01-C02
Mouth	12	0	0	0	0	0	0.4	0	0	0.7	1.4	0.7	1.8	0	3.2	4.1	8.5	2.3	0.5	0.6	C03-C06
Salivary glands	5	0	0	0	0	0	0	0	0	0.7	0	1.5	1.8	0	0	0	0	0	0.2	0.2	C07-C08
Tonsil	1	0	0	0	0	0	0	0	0	0	0	0	0	0	0	0	0	2.3	0	0	C09
Other Oropharynx	1	0	0	0	0.3	0	0	0	0	0	0	0	0	0	0	0	0	0	0	0	C10
Nasopharynx	35	0	0	0	0	0.3	1.3	0.6	0.7	1.4	1.4	3.7	2.6	8.3	6.4	0	14.1	2.3	1.4	1.7	C11
Hypopharynx	5	0	0	0	0	0	0	0	0.7	0	0.7	0.7	0	0	1.6	2.1	0	0	0.2	0.3	C12-C13
Pharynx unsp.	2	0	0	0	0	0	0	0	1.4	0	0	0	0	0	0	0	0	0	0.1	0.1	C14
Oesophagus	15	0	0	0	0	0	0	0	0	0	0	0	0.9	2.4	3.2	8.2	5.6	9.1	0.6	0.8	C15
Stomach	33	0	0	0	0	0.3	0	0.6	0	1.4	0.7	2.2	5.3	4.8	6.4	4.1	8.5	13.6	1.3	1.6	C16
Small intestine	2	0	0	0	0	0	0	0	0	0	0.7	0	0	0	0	0	2.8	0	0.1	0.1	C17
Colon	90	0	0	0	0	0	0.4	0	2.8	0.7	6.9	5.9	8.8	16.7	20.6	10.3	33.8	27.3	3.6	4.5	C18
Rectum	83	0	0	0	0	0	0	0.6	0.7	2.1	4.2	4.4	13.2	9.5	22.2	26.8	28.2	13.6	3.3	4.3	C19-C20
Anus	2	0	0	0	0	0	0	0	0	0	0.7	0	0	0	0	0	0	2.3	0.1	0.1	C21
Liver	49	0	0.7	0	0	0	0	0	0.7	0.7	1.4	2.2	3.5	8.3	7.9	12.4	19.7	25	2	2.5	C22
Gallbladder etc.	14	0	0	0	0	0	0	0	0	0	0	0.7	2.6	2.4	1.6	6.2	8.5	2.3	0.6	0.7	C23-C24
Pancreas	23	0	0.4	0	0	0	0	0	0	0.7	0.7	0	2.6	7.1	4.8	4.1	14.1	2.3	0.9	1.2	C25
Nose, sinuses etc.	3	0	0	0	0	0	0	0	0	0.7	0	0	0	2.4	0	0	0	0	0.1	0.1	C30-C31
Larynx	2	0	0	0	0	0	0	0	0	0	0	0	0	2.4	0	0	0	0	0	0	C32
Trachea, Bronchus, Lung	113	0	0.4	0	0	0	0.9	0	0.7	4.2	5.5	8.1	11.5	21.4	22.2	30.9	42.3	20.5	4.5	5.7	C33-C34
Other Thoracic organs	5	0	0	0	0	0	0.4	0	0.7	0	0	0	0	1.2	1.6	2.1	2.8	2.3	1.1	1.2	C37-C38
Bone	29	0	0.7	1	1	1.7	1.3	0.6	0.7	0.7	0.7	2.2	1.8	1.2	0	0	5.6	2.3	1.2	1.1	C40-C41
Melanoma of Skin	4	0	0	0	0	0	0	0	0	0	0	0.7	0	1.2	0	4.1	0	0	0.2	0.2	C43
Other Skin	35	0	0	0.3	0	0.7	0	0.6	1.4	0	2.1	2.2	2.6	1.2	6.4	8.2	11.3	15.9	1.4	1.7	C44
Mesothelioma	0	0	0	0	0	0	0	0	0	0	0	0	0	0	0	0	0	0	0	0	C45
Kaposi sarcoma	0	0	0	0	0	0	0	0	0	0	0	0	0	0	0	0	0	0	0	0	C46
Connective, Soft tissue	28	0	0	0	0	0	0	0	0	0	0	0	0	0	0	0	0	0	0	0	C47
Breast	534	0	0.7	0.3	0.7	2.4	5.1	7.6	17.7	27.2	49.8	77.7	83.7	85.7	65.1	53.6	45.1	36.4	21.4	24.8	C50
Vulva	4	0	0	0	0	0	0	0	0.7	0	0	0	1.8	0	0	0	2.8	0	0.2	0.2	C51
Vagina	0	0	0	0	0	0	0	0	0	0	0	0	0	0	0	0	0	0	0	0	C52
Cervix Uteri	120	0	0	0	0	0	0	1.7	1.4	2.8	9.7	17.6	16.7	21.4	23.8	16.5	22.5	11.4	4.8	5.8	C53
Corpus Uteri	97	0	0	0	0	0	0	1.7	3.5	4.9	12.5	11.7	14.1	16.7	15.9	10.3	5.6	2.3	3.9	4.6	C54
Uterus unsp.	37	0	0	0	0	0	0	0.6	1.4	2.8	5.5	8.8	3.5	2.4	4.8	2.1	0	0	1.5	1.7	C55
Ovary	173	0	0	0.3	0	2.7	4.3	2.3	7.8	6.3	9.7	19.1	21.1	20.2	20.6	45.4	19.7	15.9	6.9	8.1	C56
Other Female Genital	0	0	0	0	0	0	0	0	0	0	0	0	0	0	0	0	0	0	0	0	C57
Placenta	6	0	0	0	0	0	0.4	0	0.7	0.7	0.7	0.7	0.9	0	0	0	0	0	0.2	0.2	C58
Kidney	19	0	1.5	0	0	0	0	0	0	1.4	0.7	0.7	1.8	1.2	3.2	8.2	5.6	0	0.8	1	C64
Renal Pelvis	0	0	0	0	0	0	0	0	0	0	0	0	0	0	0	0	0	0	0	0	C65
Ureter	0	0	0	0	0	0	0	0	0	0	0	0	0	0	0	0	0	0	0	0	C66
Bladder	15	0	0	0	0	0	0.4	0.6	0	1.4	0	0.7	0.9	0	0	8.2	5.6	6.8	0.6	0.7	C67
Other Urinary organs	0	0	0	0	0	0	0	0	0	0	0	0	0	0	0	0	0	0	0	0	C68
Eye	7	0	1.1	0.3	0.3	0	0	0.6	0	0	0	0	0	0	0	0	2.8	0	0.3	0.3	C69
Brain, Nervous system	41	0	1.1	1.4	0.7	1	0.4	0.6	1.4	2.1	0.7	3.7	4.4	1.2	6.4	10.3	0	2.3	1.6	1.9	C70-C72
Thyroid	111	0	0	0	0.3	2.1	5.1	3.5	2.8	3.5	10.4	8.1	9.7	3.6	23.8	16.5	19.7	15.9	4.4	5.2	C73
Adrenal gland	0	0	0	0	0	0	0	0	0	0	0	0	0	0	0	0	0	0	0	0	C74
Other Endocrine	1	0	0	0	0	0	0	0	0	0	0.7	0	0	0	0	0	0	0	0	0	C75
Hodgkin disease	4	0	0	0	0	0	0.9	0	0.7	0.7	0	0	0	0	0	0	0	0	0.2	0.2	C81
Non-Hodgkin Lymphoma	56	0	1.1	0	1.4	1	1.3	2.3	2.1	2.1	0.7	2.9	1.8	9.5	12.7	0	16.9	9.1	2.2	2.6	C82-C85,C96
Immunoproliferative dis.	0	0	0	0	0	0	0	0	0	0	0	0	0	0	0	0	0	0	0	0	C88
Multiple Myeloma	15	0	0	0	0	0	0	0	0	0.7	1.4	0.7	2.6	4.8	1.6	0	5.6	2.3	0.6	0.7	C90
Lymphoid Leukaemia	8	0	1.8	0	0	0.3	0	0.6	0	0	0	0	0	0	0	0	0	2.3	0.3	0.3	C91
Myeloid Leukaemia	52	0	1.8	1	0.3	2.1	0.9	0.6	2.8	2.8	1.4	1.5	4.4	6	6.4	4.1	8.5	6.8	2.1	2.3	C92-C94
Leukaemia unsp.	36	0	2.2	2.1	1	0	0.9	1.7	0.7	0	0.7	1.5	2.6	3.6	4.8	2.1	2.8	2.3	1.4	1.6	C95
Other & unspecified	37	0	0	0.3	0	0.3	1.3	0.6	0.7	0.7	2.1	2.9	3.5	4.8	7.9	6.2	11.3	4.5	1.5	1.8	Other
All sites Total	1977	0	14	7	7	15	26	29	58	75	135	195	237	274	308	309	380	266	79.1	93.8	All



APPENDIX 83: NUMBER OF NEW CANCER CASES BY SITES AND AGE GROUP, NEGERI SEMBILAN, ALL RESIDENTS, MALES,
2007-2011

Site	All Ages	Age Unk.	0- -4	5- -9	10- -14	15- -19	20- -24	25- -29	30- -34	35- -39	40- -44	45- -49	50- -54	55- -59	60- -64	65- -69	70- -74	75+ -79	% of Total	ICD (10th)
Lip	1	0	0	0	0	0	0	0	0	0	0	0	0	0	0	0	0	0	0.10%	C00
Tongue	24	0	0	0	0	0	1	0	0	2	2	2	4	2	5	2	1	3	1.30%	C01-C02
Mouth	17	0	0	0	0	0	0	0	0	0	0	1	3	4	4	0	1	4	0.90%	C03-C06
Salivary glands	5	0	0	0	0	0	0	0	0	0	1	0	1	0	1	0	0	1	0.30%	C07-C08
Tonsil	6	0	0	0	0	0	0	0	0	0	0	0	0	2	1	0	1	2	0.30%	C09
Other Oropharynx	2	0	0	0	0	0	0	0	0	0	0	0	0	0	1	0	0	0	0.10%	C10
Nasopharynx	143	0	0	0	0	1	0	3	6	7	18	30	26	16	13	14	6	3	7.50%	C11
Hypopharynx	9	0	0	0	0	0	0	0	0	0	0	0	2	0	2	5	0	0	0.50%	C12-C13
Pharynx unspec.	1	0	0	0	0	0	0	0	0	0	0	0	0	0	0	0	0	0	0.10%	C14
Esophagus	48	0	0	0	0	0	0	1	0	1	0	2	7	12	7	9	2	7	2.50%	C15
Stomach	98	0	0	0	0	0	0	1	2	3	5	5	9	8	11	17	15	22	5.10%	C16
Small intestine	12	0	0	0	0	0	1	0	1	0	0	1	2	1	0	3	1	2	0.60%	C17
Colon	163	0	0	0	0	0	0	1	2	7	5	11	16	20	26	18	28	19	8.00%	C18
Rectum	240	0	0	0	0	0	2	1	5	7	7	15	20	31	38	51	33	36	12.50%	C19-C20
Anus	7	0	0	0	0	0	0	0	0	0	0	0	0	0	2	2	2	1	0.40%	C21
Liver	127	0	0	0	0	0	1	3	0	1	8	14	16	20	20	11	16	17	6.60%	C22
Gallbladder etc.	14	0	0	0	0	0	0	0	0	0	1	1	2	1	4	2	3	0	0.70%	C23-C24
Pancreas	43	0	0	0	0	0	0	1	1	0	3	3	8	8	9	3	3	4	2.20%	C25
Nose, sinuses etc.	10	0	0	0	0	0	0	1	0	1	1	0	2	1	1	2	1	0	0.50%	C30-C31
Larynx	35	0	0	0	0	0	0	0	0	0	1	4	2	7	9	6	2	4	1.80%	C32
Trachea/Bronchus/Lung	270	0	0	0	0	0	0	0	2	5	10	13	29	35	35	46	41	54	14.10%	C33-C34
Other Thoracic organs	2	0	0	0	0	0	0	0	0	0	0	1	1	0	0	0	0	0	0.10%	C37-C38
Bone	13	0	0	1	1	2	1	0	2	0	0	2	0	0	0	2	0	2	0.70%	C40-C41
Melanoma of Skin	6	0	0	0	0	1	0	0	0	0	1	3	2	5	7	6	6	16	2.70%	C44
Other Skin	52	0	0	0	0	0	0	1	0	1	3	2	5	7	6	5	6	16	2.70%	C44
Mesothelioma	0	0	0	0	0	0	0	0	0	0	0	0	0	0	0	0	0	0	0.00%	C45
Kaposi sarcoma	0	0	0	0	0	0	0	0	0	0	0	0	0	0	0	0	0	0	0.00%	C46
Connective Soft tissue	18	0	0	0	0	1	4	1	1	0	3	2	2	1	0	2	3	0	0.90%	C47-C49
Breast	8	0	0	0	0	0	0	0	0	0	2	2	2	0	0	0	0	2	0.40%	C50
Penis	4	0	0	0	0	0	0	0	0	0	0	0	0	0	1	0	0	2	0.20%	C60
Prostate	100	0	0	0	0	0	0	0	0	0	0	0	4	9	13	28	26	20	5.20%	C61
Testis	24	0	0	0	1	1	6	5	0	4	0	4	0	0	2	0	0	1	1.30%	C62
Other male genital	0	0	0	0	0	0	0	0	0	0	0	0	0	0	0	0	0	0	0.00%	C63
Kidney	30	0	1	0	0	0	0	0	0	0	3	3	4	6	2	4	4	3	1.60%	C64
Renal Pelvis	0	0	0	0	0	0	0	0	0	0	0	0	0	0	0	0	0	0	0.00%	C65
Ureter	0	0	0	0	0	0	0	0	0	0	0	0	0	0	0	0	0	0	0.00%	C66
Bladder	45	0	0	0	0	0	0	1	0	1	2	1	3	4	6	5	7	15	2.30%	C67
Other Urinary organs	0	0	0	0	0	0	0	0	0	0	0	0	0	0	0	0	0	0	0.00%	C68
Eye	5	0	3	1	0	0	0	0	0	0	0	0	0	0	0	0	1	0	0.30%	C69
Brain, Nervous system	47	0	1	2	2	0	4	0	1	3	1	9	4	5	3	3	4	5	2.50%	C70-C72
Thyroid	19	0	0	0	1	1	1	1	0	0	1	1	0	5	0	2	4	2	1.00%	C73
Adrenal gland	0	0	0	0	0	0	0	0	0	0	0	0	0	0	0	0	0	0	0.00%	C74
Other Endocrine	3	0	0	0	0	0	0	0	1	0	1	0	0	0	0	1	0	0	0.20%	C75
Hodgkin disease	22	0	0	0	0	3	4	4	0	2	0	0	2	2	2	1	0	2	1.10%	C81
Non-Hodgkin lymphoma	117	0	2	4	0	2	6	4	4	8	14	9	12	18	12	8	5	9	6.10%	C82-C85-C96
Immunoproliferative dis.	0	0	0	0	0	0	0	0	0	0	0	0	0	0	0	0	0	0	0.00%	C88
Multiple Myeloma	15	0	0	0	0	0	0	0	0	0	0	4	2	2	4	2	0	1	0.80%	C90
Lymphoid Leukaemia	31	0	5	3	6	3	1	3	1	0	0	2	3	1	1	1	0	1	1.60%	C91
Myeloid Leukaemia	42	0	0	1	2	2	1	1	0	2	3	4	6	2	7	4	3	4	2.20%	C92-C94
Leukaemia unspec.	13	0	2	1	1	0	1	1	0	0	0	0	2	0	1	3	1	0	0.70%	C95
Other & unspecified	36	0	0	0	0	0	1	1	0	0	0	2	6	2	8	4	6	6	1.90%	Other
All sites Total	1917	0	14	13	14	17	35	35	25	54	97	150	205	237	257	268	226	270	100.00%	All



APPENDIX 84: NUMBER OF NEW CANCER CASES BY SITES AND AGE GROUP, NEGERISEMBILAN, ALL RESIDENTS, FEMALES, 2007-2011

Site	All Ages	Age Unk.	0-4	5-9	10-14	15-19	20-24	25-29	30-34	35-39	40-44	45-49	50-54	55-59	60-64	65-69	70-74	75+	% of Total	ICD (10th)
Lip	4	0	0	0	0	0	0	0	0	0	0	0	0	2	0	0	0	2	0.20%	C00
Tongue	18	0	0	0	0	0	0	1	2	0	1	2	4	0	1	2	3	2	0.70%	C01-C02
Mouth	42	0	0	0	0	0	0	0	0	0	1	1	7	4	7	4	7	11	1.70%	C03-C06
Salivary glands	8	0	0	0	0	0	0	3	0	0	0	0	1	0	2	1	0	0	0.30%	C07-C08
Tonsil	3	0	0	0	0	0	0	0	0	0	1	0	1	0	1	0	0	0	0.10%	C09
Other Oropharynx	2	0	0	0	0	0	0	0	0	0	0	0	0	0	1	1	0	1	0.10%	C10
Nasopharynx	38	0	0	0	0	0	1	0	2	1	3	9	8	7	4	0	0	3	1.50%	C11
Hypopharynx	5	0	0	0	0	0	0	0	0	0	0	0	1	1	3	0	0	0	0.20%	C12-C13
Pharynx unspec.	1	0	1	0	0	0	0	0	0	0	0	0	0	0	0	0	0	0	0.00%	C14
Oesophagus	31	0	0	0	0	0	0	0	0	0	2	0	0	4	6	4	3	3	1.20%	C15
Stomach	75	0	0	0	0	0	1	1	1	4	7	6	6	10	11	11	9	8	3.00%	C16
Small intestine	5	0	0	0	0	0	0	0	0	0	2	1	1	0	0	0	1	0	0.20%	C17
Colon	172	0	0	0	0	0	1	2	2	2	3	7	12	24	18	25	26	50	6.80%	C18
Rectum	143	0	0	0	0	0	1	0	3	1	3	18	20	16	13	28	23	17	5.70%	C19-C20
Anus	7	0	0	0	0	0	0	1	0	0	0	0	3	1	0	0	0	2	0.30%	C21
Liver	49	0	0	0	0	1	0	2	0	0	1	4	3	7	7	11	6	7	1.90%	C22
Gallbladder etc.	13	0	0	0	0	0	0	0	0	1	0	2	1	1	1	2	4	1	0.50%	C23-C24
Pancreas	36	0	0	0	0	0	0	0	1	0	0	0	2	4	6	5	7	5	1.40%	C25
Nose, sinuses etc.	2	0	0	0	0	0	0	0	0	0	0	0	0	0	0	0	0	0	0.10%	C30-C31
Larynx	7	0	0	0	0	0	0	0	0	0	0	0	0	2	2	0	1	2	0.30%	C32
Trachea/Bronchus, Lung	122	0	0	0	0	0	1	4	3	3	2	14	9	16	13	15	22	20	4.80%	C33-C34
Other Thoracic organs	1	0	0	0	0	0	0	0	1	0	0	0	0	0	0	0	0	0	0.00%	C37-C38
Bone	16	0	0	1	0	3	0	0	1	0	1	0	0	5	1	2	0	2	0.60%	C40-C41
Melanoma of Skin	7	0	0	0	0	0	0	0	0	0	2	0	1	2	0	1	1	0	0.30%	C43
Other Skin	34	0	0	1	0	0	0	0	1	0	2	1	2	4	1	8	3	11	1.30%	C44
Mesothelioma	1	0	0	0	0	0	0	0	0	0	0	0	1	0	0	0	0	0	0.00%	C45
Kaposi sarcoma	0	0	0	0	0	0	0	0	0	0	0	0	0	0	0	0	0	0	0.00%	C46
Connective Soft tissue	17	0	0	1	0	0	1	0	1	2	1	2	2	1	2	0	1	3	0.70%	C47,C49
Breast	883	0	0	0	0	0	1	15	27	52	109	160	162	136	86	54	40	41	34.90%	C50
Vulva	3	0	0	0	0	0	0	0	0	0	0	0	0	1	0	0	1	0	0.10%	C51
Vagina	1	0	0	0	0	0	0	0	0	0	0	0	0	0	0	0	0	0	0.00%	C52
Cervix Uteri	190	0	0	0	0	0	2	2	9	12	7	24	28	35	26	18	16	11	7.50%	C53
Corpus Uteri	96	0	0	0	0	0	0	0	1	3	2	14	20	25	11	8	7	5	3.80%	C54
Uterus unspec.	27	0	0	0	0	0	0	0	0	0	2	3	7	4	5	1	4	1	1.10%	C55
Ovary	168	0	0	2	2	2	8	6	8	8	14	25	35	18	14	13	10	3	6.60%	C56
Other Female Genital	2	0	0	0	0	0	0	0	0	1	0	0	0	0	0	1	0	0	0.10%	C57
Placenta	1	0	0	0	0	0	0	0	0	0	0	0	0	1	0	0	0	0	0.00%	C58
Kidney	10	0	0	0	0	0	0	1	0	1	0	0	1	0	0	1	3	2	0.40%	C64
Renal Pelvis	0	0	0	0	0	0	0	0	0	0	0	0	0	0	0	0	0	0	0.00%	C65
Ureter	0	0	0	0	0	0	0	0	0	0	0	0	0	0	0	0	0	0	0.00%	C66
Bladder	10	0	0	0	0	0	0	0	0	0	0	1	1	0	0	1	3	4	0.40%	C67
Other Urinary organs	0	0	0	0	0	0	0	0	0	0	0	0	0	0	0	0	0	0	0.00%	C68
Eye	1	0	0	0	0	0	0	0	0	0	0	0	0	1	0	0	0	0	0.00%	C69
Brain, Nervous system	33	0	3	1	2	1	3	1	2	0	1	2	3	4	3	5	1	1	1.30%	C70-C72
Thyroid	43	0	0	0	0	2	2	1	3	4	3	4	3	7	2	5	4	3	1.70%	C73
Adrenal gland	0	0	0	0	0	0	0	0	0	0	0	0	0	0	0	0	0	0	0.00%	C74
Other Endocrine	0	0	0	0	0	0	0	0	0	0	0	0	0	0	0	0	0	0	0.00%	C75
Hodgkin disease	19	0	0	0	0	0	0	0	0	0	1	1	0	0	3	1	0	0	0.80%	C81
Non-Hodgkin lymphoma	72	0	0	0	2	1	3	1	4	2	0	7	5	11	16	6	6	8	2.80%	C82-C85,C96
Immunoproliferative dis.	0	0	0	0	0	0	0	0	0	0	0	0	0	0	0	0	0	0	0.00%	C88
Multiple Myeloma	11	0	0	0	0	0	0	0	0	0	0	1	0	3	2	2	2	1	0.40%	C90
Lymphoid Leukaemia	25	0	4	2	10	0	1	1	1	1	2	0	1	1	0	1	0	0	1.00%	C91
Myeloid Leukaemia	44	0	2	2	1	5	2	3	2	2	4	4	4	3	4	1	3	2	1.70%	C92-C94
Leukaemia unspec.	7	0	2	0	0	1	0	0	0	1	0	0	0	0	0	2	0	1	0.30%	C95
Other & unspecified	23	0	0	0	0	0	1	1	1	1	3	1	3	3	3	1	2	3	0.90%	Other
All sites Total	2528	0	12	10	17	19	32	53	77	104	180	319	367	365	274	242	220	237	100.00%	All



APPENDIX 85: CANCER INCIDENCE BY SITES AND AGE GROUP, NEGERI SEMBILAN, ALL RESIDENTS, MALES, 2007-2011

Site	All Ages	Age Unk.	0- 4	5- 9	10- 14	15- 19	20- 24	25- 29	30- 34	35- 39	40- 44	45- 49	50- 54	55- 59	60- 64	65- 69	70- 74	75+ 75+	Crude Rate	ASR World	ICD (10th)
Lip	1	0	0	0	0	0	0	0	0	0	0	0	0	0	0	0	0	0	0	0	C00
Tongue	24	0	0	0	0	0	0	0	0	1.4	1.4	1.4	3	1.8	6.5	4	2.5	7.5	1	1.1	C01-C02
Mouth	17	0	0	0	0	0	0	0	0	0	0	0	2.3	3.6	5.2	4	2.5	10	0.7	0.8	C03-C06
Salivary glands	5	0	0	0	0	0	0	0	0	0	0	0	0.8	0	1.3	0	0	2.5	0.2	0.2	C07-C08
Tonsil	6	0	0	0	0	0	0	0	0	0	0	0	0	1.8	1.3	0	2.5	5	0.2	0.3	C09
Other Oropharynx	2	0	0	0	0	0	0	0	0	0	0	0	0	0.9	1.3	0	0	0	0.1	0.1	C10
Nasopharynx	143	0	0	0	0	0.4	0	1.6	3.8	4.9	12.8	21.2	19.6	14.4	16.9	27.7	15	7.5	5.9	6.2	C11
Hypopharynx	9	0	0	0	0	0	0	0	0	0	0	0	1.5	0	2.6	9.9	0	0	0.4	0.5	C12-C13
Pharynx unspec.	1	0	0	0	0	0	0	0	0	0	0	0	0	0.9	0	0	0	0	0	0	C14
Oesophagus	48	0	0	0	0	0	0	0.5	0	0.7	0	1.4	5.3	10.8	9.1	17.8	5	17.5	2	2.2	C15
Stomach	98	0	0	0	0	0	0	0.5	1.3	2.1	3.5	3.5	6.8	7.2	14.3	33.7	37.5	55	4	4.7	C16
Small intestine	12	0	0	0	0	0	0.4	0	0.6	0	0	0.7	1.5	0.9	0	5.9	2.5	5	0.5	0.6	C17
Colon	163	0	0	0	0	0	0	0.5	1.3	4.9	3.5	7.8	12	18	33.8	35.6	70	47.5	6.3	7.2	C18
Rectum	240	0	0	0	0	0	0.9	0.5	0.6	3.5	5	10.6	15	27.9	49.4	101	82.5	90	9.9	11.6	C19-C20
Anus	7	0	0	0	0	0	0	0	0	0	0	0	0	0	2.6	4	5	2.5	0.3	0.4	C21
Liver	127	0	0	0	0	0	0.4	1.6	0	0.7	5.7	9.9	12	18	26	21.8	40	42.5	5.2	5.8	C22
Gallbladder etc.	14	0	0	0	0	0	0	0	0	0	0	0.7	1.5	0.9	5.2	4	7.5	0	0.6	0.7	C23-C24
Pancreas	43	0	0	0	0	0	0	0.5	0.6	0	2.1	2.1	6	7.2	11.7	5.9	7.5	10	1.8	1.9	C25
Nose, sinuses etc.	10	0	0	0	0	0	0	0.5	0	0.7	0.7	0	1.5	0.9	1.3	4	2.5	0	0.4	0.5	C30-C31
Larynx	35	0	0	0	0	0	0	0	0	0	0	2.8	1.5	6.3	11.7	11.9	5	10	1.4	1.7	C32
Trachea/Bronchus/Lung	270	0	0	0	0	0	0	0	1.3	3.5	7.1	9.2	21.8	31.5	45.5	91.1	102.5	135	11.1	12.9	C33-C34
Other Thoracic organs	2	0	0	0	0	0	0	0	0	0	0	1.4	0	0	0	0	0	0	0.1	0.1	C37-C38
Bone	13	0	0	0.4	0.4	0.8	0.4	0	1.3	0	0	0	0	0	0	4	0	5	0.5	0.6	C40-C41
Melanoma of Skin	6	0	0	0	0	0.4	0	0	0	0	0.7	0	0	1.8	0	4	0	0	0.2	0.3	C43
Other Skin	52	0	0	0	0	0	0	0.5	0	0.7	2.1	1.4	3.8	6.3	7.8	9.9	15	40	2.1	2.4	C44
Mesothelioma	0	0	0	0	0	0	0	0	0	0	0	0	0	0	0	0	0	0	0	0	C45
Kaposi sarcoma	0	0	0	0	0	0	0	0	0	0	0	0	0	0	0	0	0	0	0	0	C46
Connective Soft tissue	18	0	0	0	0	0.4	1.8	0.5	0.6	0	2.1	1.4	0	0.9	0	4	7.5	0	0.7	0.8	C47-C49
Breast	8	0	0	0	0	0	0	0	0	0	1.4	1.4	1.5	0	0	0	0	5	0.3	0.3	C50
Penis	4	0	0	0	0	0	0	0	0	0	0	0	0	0.9	1.3	0	0	5	0.2	0.2	C60
Prostate	100	0	0	0	0	0	0	0	0	0	0	0	3	8.1	16.9	55.5	65	50	4.1	5.1	C61
Testis	24	0	0	0	0.4	0.4	2.6	2.7	0	2.8	0	2.8	0	0	2.6	0	0	2.5	1	1	C62
Other male genital	0	0	0	0	0	0	0	0	0	0	0	0	0	0	0	0	0	0	0	0	C63
Kidney	30	0	0.4	0	0	0	0	0	0	0	2.1	2.1	3	5.4	2.6	7.9	10	7.5	1.2	1.4	C64
Renal Pelvis	0	0	0	0	0	0	0	0	0	0	0	0	0	0	0	0	0	0	0	0	C65
Ureter	0	0	0	0	0	0	0	0	0	0	0	0	0	0	0	0	0	0	0	0	C66
Bladder	45	0	0	0	0	0	0	0.5	0	0.7	1.4	0.7	2.3	3.6	7.8	9.9	17.5	37.5	1.9	2.2	C67
Other Urinary organs	0	0	0	0	0	0	0	0	0	0	0	0	0	0	0	0	0	0	0	0	C68
Eye	5	0	1.3	0.4	0	0	0	0	0	0	0	0	0	0	0	0	2.5	0	0.2	0.2	C69
Brain, Nervous system	47	0	0.4	0.8	0.8	0	1.8	0	0.6	2.1	0.7	6.4	3	4.5	3.9	5.9	10	12.5	1.9	2	C70-C72
Thyroid	19	0	0	0	0.4	0.4	0.4	0.5	0	0	0.7	0.7	0	4.5	0	4	10	5	0.8	0.8	C73
Adrenal gland	0	0	0	0	0	0	0	0	0	0	0	0	0	0	0	0	0	0	0	0	C74
Other Endocrine	3	0	0	0	0	0	0	0	0.6	0	0.7	0	0	0	0	2	0	0	0.1	0.1	C75
Hodgkin disease	22	0	0	0	0	1.2	1.8	2.2	0	1.4	0	0	1.5	1.8	2.6	2	0	5	0.9	0.9	C81
Non-Hodgkin lymphoma	117	0	0.9	1.6	0	0.8	2.6	2.2	2.5	5.6	9.9	6.4	9	16.2	15.6	15.8	12.5	22.5	4.8	5.1	C82-C85;C96
Immunoproliferative dis.	0	0	0	0	0	0	0	0	0	0	0	0	0	0	0	0	0	0	0	0	C88
Multiple Myeloma	15	0	0	0	0	0	0	0	0	0	0	2.8	1.5	1.8	5.2	4	0	2.5	0.6	0.7	C90
Lymphoid Leukaemia	31	0	2.2	1.2	2.4	1.2	0.4	1.6	0.6	0	0	1.4	2.3	0.9	1.3	2	0	2.5	1.3	1.3	C91
Myeloid Leukaemia	42	0	0	0.4	0.8	0.8	0.4	0.5	0	1.4	2.1	2.8	4.5	1.8	9.1	7.9	7.5	10	1.7	1.9	C92-C94
Leukaemia unspec.	13	0	0.9	0.4	0.4	0	0.4	0.5	0	0	0	0	1.5	0	1.3	5.9	2.5	0	0.5	0.6	C95
Other & unspecified	36	0	0	0	0	0	0.4	0.5	0	0	0	1.4	4.5	1.8	10.4	7.9	15	15	1.5	1.7	Other
All sites Total	1917	0	6	5	6	7	15	19	16	38	69	106	154	214	334	531	565	675	79	89.2	All



Site	All Ages	Age Unk.	0-4	5-9	10-14	15-19	20-24	25-29	30-34	35-39	40-44	45-49	50-54	55-59	60-64	65-69	70-74	75+	Crude Rate	ASR World	ICD (10th)
Lip	4	0	0	0	0	0	0	0	0	0	0	0	0	1.9	0	0	0	4	0.2	0.2	C00
Tongue	18	0	0	0	0	0	0	0.6	1.3	0	0.7	1.4	2.9	0	1.3	3.9	6.8	4	0.8	0.8	C01-C02
Mouth	42	0	0	0	0	0	0	0	0	0	0.7	0.7	5.1	3.8	9.3	7.8	15.9	22.2	1.8	1.9	C03-C06
Salivary glands	8	0	0	0	0	0	0	1.7	0	0	0	0.7	0.7	0	2.6	1.9	0	0	0.3	0.4	C07-C08
Tonsil	3	0	0	0	0	0	0	0	0	0	0.7	0	0.7	0	1.3	0	0	0	0.1	0.1	C09
Other Oropharynx	2	0	0	0	0	0	0	0	0	0	0	0	0	0	0	1.9	0	2	0.1	0.1	C10
Nasopharynx	38	0	0	0	0	0	0.5	0	1.3	0.7	2	6.1	5.9	6.6	5.3	0	0	6.1	1.6	1.5	C11
Hypopharynx	5	0	0	0	0	0	0	0	0	0	0	0	0.7	0.9	4	0	0	0	0.2	0.2	C12-C13
Pharynx unspec.	1	0	0.5	0	0	0	0	0	0	0	0	0	0	0	0	0	0	0	0	0.1	C14
Oesophagus	31	0	0	0	0	0	0	0	0	0	1.3	0	6.6	3.8	7.9	7.8	6.8	6.1	1.3	1.4	C15
Stomach	75	0	0	0	0	0	0.5	0.6	0.6	2.7	4.7	4.1	4.4	9.4	14.6	21.4	20.5	16.2	3.2	3.4	C16
Small intestine	5	0	0	0	0	0	0	0	0	0	0	0.7	0.7	0	0	0	2.3	0	0.2	0.2	C17
Colon	172	0	0	0	0	0	0.5	1.1	1.3	1.4	2	4.7	8.8	22.5	23.8	48.6	59.1	101	7.3	7.6	C18
Rectum	143	0	0	0	0	0	0.5	0	1.9	0.7	2	12.2	14.7	15	17.2	54.4	52.3	34.3	6	6.4	C19-C20
Anus	7	0	0	0	0	0	0	0.6	0	0	0	0	2.2	0.9	0	0	0	4	0.3	0.3	C21
Liver	49	0	0	0	0	0.4	0	1.1	0	0	0.7	2.7	2.2	6.6	9.3	21.4	13.6	14.1	2.1	2.3	C22
Gallbladder etc.	13	0	0	0	0	0	0	0	0	0.7	0	1.4	0.7	0.9	1.3	3.9	9.1	2	0.5	0.6	C23-C24
Pancreas	36	0	0	0	0	0	0.5	0	0.6	0.7	0	2.7	1.5	3.8	7.9	9.7	15.9	10.1	1.5	1.6	C25
Nose, sinuses etc.	2	0	0	0	0	0	0	0	0	0	0	0	0	0	0	1.9	0	2	0.1	0.1	C30-C31
Larynx	7	0	0	0	0	0	0	0	0	0	0	0	0	1.9	2.6	0	2.3	4	0.3	0.3	C32
Trachea, Bronchus, Lung	122	0	0	0	0	0	0.5	2.3	1.9	2	1.3	9.5	6.6	15	17.2	29.1	50	40.4	5.2	5.4	C33-C34
Other Thoracic organs	1	0	0	0	0	0	0	0	0.6	0	0	0	0	4.7	1.3	0	0	0	0	0	C37-C38
Bone	16	0	0	0.4	0	1.2	0	0	0.6	0	0.7	0	0	0	0	0	0	4	0.7	0.7	C40-C41
Melanoma of Skin	7	0	0	0	0	0	0	0	0	0	1.3	0	0.7	1.9	1.9	0	2.3	0	0.3	0.3	C43
Other Skin	34	0	0	0.4	0	0	0	0	0.6	0	1.3	0.7	1.5	3.8	1.3	15.5	6.8	22.2	1.4	1.5	C44
Mesothelioma	1	0	0	0	0	0	0	0	0	0	0	0	0.7	0	0	0	0	0	0	0	C45
Kaposi sarcoma	0	0	0	0	0	0	0	0	0	0	0	0	0	0	0	0	0	0	0	0	C46
Connective, Soft tissue	17	0	0	0.4	0	0	0.5	0	0.6	1.4	0.7	1.4	1.5	0.9	2.6	0	2.3	6.1	0.7	0.7	C47-C49
Breast	883	0	0	0	0	0	0.5	8.6	17.5	35.5	72.7	108.5	118.7	127.7	113.9	104.9	90.9	82.8	37.4	37	C50
Vulva	3	0	0	0	0	0	0	0	0	0	0	0.7	0	0.9	0	0	2.3	0	0.1	0.1	C51
Vagina	1	0	0	0	0	0	0	0	0	0	0	0	0	0	0	0	2.3	0	0	0	C52
Cervix Uteri	190	0	0	0	0	0	0.9	1.1	5.8	8.2	4.7	16.3	20.5	32.9	34.4	35	36.4	22.2	8	8.2	C53
Corpus Uteri	96	0	0	0	0	0	0	0	0.6	2	1.3	9.5	14.7	23.5	14.6	15.5	15.9	10.1	4.1	4.1	C54
Uterus unspec.	27	0	0	0	0	0	0	0	0	0	1.3	2	5.1	3.8	6.6	1.9	9.1	2	1.1	1.2	C55
Ovary	168	0	0	0.9	0.9	0.8	3.7	3.4	5.2	5.5	9.3	17	25.6	16.9	18.5	25.2	22.7	6.1	7.1	7.1	C56
Other Female Genital	2	0	0	0	0	0	0	0	0.7	0	0	0	0	0	0	1.9	0	0	0.1	0.1	C57
Placenta	1	0	0	0	0	0	0	0	0	0	0	0	0	0.9	0	0	0	0	0	0	C58
Kidney	10	0	0	0	0	0	0	0.6	0	0.7	0	0	0.7	0.9	0	1.9	6.8	4	0.4	0.4	C64
Renal Pelvis	0	0	0	0	0	0	0	0	0	0	0	0	0	0	0	0	0	0	0	0	C65
Ureter	0	0	0	0	0	0	0	0	0	0	0	0	0	0	0	0	0	0	0	0	C66
Bladder	10	0	0	0	0	0	0	0	0	0	0	0.7	0.7	0	0	1.9	6.8	8.1	0.4	0.4	C67
Other Urinary organs	0	0	0	0	0	0	0	0	0	0	0	0	0	0	0	0	0	0	0	0	C68
Eye	1	0	0	0	0	0	0	0	0	0	0	0	0	0.9	0	0	0	0	0	0	C69
Brain, Nervous system	33	0	1.4	0.4	0.9	0.4	1.4	0.6	1.3	0	0.7	1.4	2.2	3.8	4	9.7	2.3	2	1.4	1.5	C70-C72
Thyroid	43	0	0	0	0	0.8	0.9	0.6	1.9	2.7	2	2.7	2.2	6.6	2.6	9.7	9.1	6.1	1.8	1.8	C73
Adrenal gland	0	0	0	0	0	0	0	0	0	0	0	0	0	0	0	0	0	0	0	0	C74
Other Endocrine	0	0	0	0	0	0	0	0	0	0	0	0	0	0	0	0	0	0	0	0	C75
Hodgkin disease	19	0	0	0	0	1.2	0.9	4	0.6	0.7	0.7	0	0	0	4	1.9	0	0	0.8	0.8	C81
Non-Hodgkin lymphoma	72	0	0	0	0	0.4	1.4	0.6	2.6	1.4	0	4.7	3.7	10.3	21.2	11.7	13.6	16.2	3	3.2	C82-C85;C96
Immunoproliferative dis.	0	0	0	0	0	0	0	0	0	0	0	0	0	0	0	0	0	0	0	0	C88
Multiple Myeloma	11	0	0	0	0	0	0	0	0	0	0	0.7	0	2.8	2.6	3.9	4.5	2	0.5	0.5	C90
Lymphoid Leukaemia	25	0	1.9	0.9	4.3	0	0.5	0.6	0.6	0.7	1.3	0	0.7	0.9	0	1.9	0	0	1.1	1.1	C91
Myeloid Leukaemia	44	0	1	0.9	0.4	2.1	0.9	1.7	1.3	1.4	2.7	2.7	2.9	2.8	5.3	1.9	6.8	4	1.9	1.9	C92-C94
Leukaemia unspec.	7	0	1	0	0	0.4	0	0	0	0.7	0	0	0	0	0	0	0	2	0.3	0.4	C95
Other & unspecified	23	0	0	0	0	0	0.5	0.6	0.6	0.7	2	0.7	2.2	2.8	4	1.9	4.5	6.1	1	1	Other
All sites Total	2528	0	6	4	7	8	15	30	50	71	120	216	269	343	363	470	500	479	107	108.9	All



APPENDIX 87: NUMBER OF NEW CANCER CASES BY SITES AND AGE GROUP, MELAKA, ALL RESIDENTS, MALES, 2007-2011

Site	All Ages	Age Unk.	0- 4	5- 9	10- 14	15- 19	20- 24	25- 29	30- 34	35- 39	40- 44	45- 49	50- 54	55- 59	60- 64	65- 69	70- 74	75+ 75+	% of Total	ICD (10th)
Lip	1	0	0	0	0	0	0	0	0	0	1	0	0	0	0	0	0	0	0.10%	C00
Tongue	21	0	0	0	0	0	0	0	1	0	2	1	3	4	2	2	3	3	1.20%	C01-C02
Mouth	6	0	0	0	0	0	0	1	0	0	0	1	0	2	0	0	2	0	0.30%	C03-C06
Salivary glands	12	0	0	0	0	0	1	1	1	1	1	0	2	3	0	1	2	0	0.70%	C07-C08
Tonsil	6	0	0	0	0	0	0	0	0	0	0	0	1	1	0	1	0	3	0.30%	C09
Other Oropharynx	0	0	0	0	0	0	0	0	0	0	0	0	0	0	0	0	0	0	0.00%	C10
Nasopharynx	112	0	0	0	1	2	1	1	5	12	12	13	16	20	13	6	4	6	6.20%	C11
Hypopharynx	11	0	0	0	0	0	0	0	0	0	0	2	1	2	1	2	2	1	0.60%	C12-C13
Pharynx unspec.	1	0	0	0	0	0	0	0	0	0	0	0	0	0	0	0	1	0	0.10%	C14
Oesophagus	12	0	0	0	0	0	0	0	0	1	0	0	1	1	1	1	6	2	0.70%	C15
Stomach	65	0	0	0	0	0	1	1	0	2	2	2	7	7	7	6	14	16	3.60%	C16
Small intestine	4	0	0	0	0	0	0	0	1	0	0	0	0	1	0	0	0	1	0.20%	C17
Colon	144	0	0	0	0	0	0	0	3	4	7	5	12	23	23	17	20	30	8.00%	C18
Rectum	149	0	0	0	0	0	1	0	3	1	8	15	17	26	26	23	17	12	8.20%	C19-C20
Anus	5	0	0	0	0	0	0	0	0	1	1	1	1	1	0	0	1	0	0.30%	C21
Liver	126	0	1	0	1	0	0	2	1	3	8	10	24	19	16	15	13	13	7.00%	C22
Gallbladder etc.	14	0	0	0	0	0	0	0	0	0	0	1	1	1	5	3	1	2	0.80%	C23-C24
Pancreas	46	0	0	0	0	0	0	0	1	0	0	3	5	12	9	5	8	3	2.50%	C25
Nose, sinuses etc.	13	0	0	0	0	0	0	0	0	0	1	5	3	3	2	1	1	0	0.70%	C30-C31
Larynx	30	0	0	0	0	0	0	0	1	0	1	1	5	4	5	4	2	7	1.70%	C32
Trachea,Bronchus,Lung	343	0	0	0	0	0	1	0	2	7	10	16	30	44	58	49	58	68	18.90%	C33-C34
Other Thoracic organs	3	0	0	0	0	1	0	0	0	1	0	0	0	0	0	0	0	1	0.20%	C37-C38
Bone	16	0	0	0	4	0	2	3	0	1	1	0	1	1	2	2	0	0	0.90%	C40-C41
Melanoma of Skin	3	0	0	0	0	0	0	0	0	0	0	1	1	1	0	0	0	0	0.20%	C43
Other Skin	52	0	0	0	0	1	0	1	2	1	1	0	4	7	7	8	7	13	2.90%	C44
Mesothelioma	1	0	0	0	0	0	0	0	0	0	0	0	0	0	0	0	0	0	0.10%	C45
Kaposi sarcoma	0	0	0	0	0	0	0	0	0	0	0	0	0	0	0	0	0	0	0.00%	C46
Connective Soft tissue	25	0	2	0	0	0	0	2	0	1	0	6	0	2	3	4	3	2	1.40%	C47,C49
Breast	6	0	0	0	0	0	0	0	0	0	1	0	2	0	1	0	1	1	0.30%	C50
Penis	4	0	0	0	0	0	0	0	0	0	1	0	0	3	0	0	0	0	0.20%	C60
Prostate	101	0	0	0	0	0	0	0	0	0	2	0	1	2	20	19	20	37	5.60%	C61
Testis	21	0	0	0	1	1	5	4	0	2	3	2	0	0	0	0	0	2	1.20%	C62
Other male genital	0	0	0	0	0	0	0	0	0	0	0	0	0	0	0	0	0	0	0.00%	C63
Kidney	37	0	0	0	0	0	0	0	2	0	1	2	1	4	8	9	6	4	2.00%	C64
Renal Pelvis	1	0	0	0	0	0	0	0	0	0	0	0	0	0	0	1	0	0	0.10%	C65
Ureter	1	0	0	0	0	0	0	0	0	1	0	0	0	0	0	0	0	0	0.10%	C66
Bladder	63	0	1	0	0	0	0	0	0	0	1	4	7	7	13	9	7	14	3.50%	C67
Other Urinary organs	2	0	0	0	0	0	0	0	0	0	0	0	0	0	0	1	0	0	0.10%	C68
Eye	3	0	1	1	0	0	0	0	0	0	0	0	0	0	0	0	0	0	0.20%	C69
Brain, Nervous system	34	0	3	1	1	2	1	1	0	1	3	0	7	7	0	3	2	2	1.90%	C70-C72
Thyroid	25	0	0	0	0	0	2	1	0	4	3	3	2	3	2	1	2	2	1.40%	C73
Adrenal gland	3	0	1	0	1	0	0	0	0	0	0	0	0	0	0	0	0	0	0.20%	C74
Other Endocrine	4	0	0	0	1	0	0	0	0	0	0	1	1	1	0	0	0	1	0.20%	C75
Hodgkin disease	37	0	0	0	4	5	3	3	3	4	1	1	4	3	2	1	3	0	2.00%	C81
Non-Hodgkin lymphoma	108	0	0	3	1	0	2	3	2	6	10	9	13	21	11	11	7	9	6.00%	C82-C85,C96
Immunoproliferative dis.	0	0	0	0	0	0	0	0	0	0	0	0	0	0	0	0	0	0	0.00%	C88
Multiple Myeloma	12	0	0	0	0	0	1	0	0	1	0	1	2	1	1	2	2	1	0.70%	C90
Lymphoid Leukaemia	44	0	15	5	2	3	2	4	2	1	3	1	0	1	2	2	1	0	2.40%	C91
Myeloid Leukaemia	62	0	2	2	5	2	4	3	5	6	3	2	7	6	4	4	3	4	3.40%	C92-C94
Leukaemia unspec.	12	0	3	0	0	2	0	0	1	1	0	1	1	1	0	0	0	2	0.70%	C95
Other & unspecified	10	0	0	0	0	0	0	0	0	0	1	1	0	3	0	2	1	2	0.60%	Other
All sites Total	1811	0	29	12	22	19	27	32	36	63	89	111	184	247	244	213	219	264	100.00%	All



APPENDIX 88: NUMBER OF NEW CANCER CASES BY SITES AND AGE GROUP, MELAKA, ALL RESIDENTS, FEMALES, 2007-2011

Site	All Ages	Age Unk.	0-4	5-9	10-14	15-19	20-24	25-29	30-34	35-39	40-44	45-49	50-54	55-59	60-64	65-69	70-74	75+	% of Total	ICD (10th)
Lip	2	0	0	0	0	0	0	0	0	0	0	0	0	0	0	1	0	1	0.10%	C00
Tongue	9	0	0	0	0	0	0	0	0	0	1	2	1	1	2	0	0	2	0.40%	C01-C02
Mouth	14	0	0	0	0	0	0	0	0	0	0	1	5	2	1	1	2	2	0.60%	C03-C06
Salivary glands	9	0	0	0	0	1	1	1	1	1	1	1	0	0	1	1	0	0	0.40%	C07-C08
Tonsil	2	0	0	0	0	0	0	0	0	0	0	0	1	0	0	0	0	1	0.10%	C09
Other Oropharynx	1	0	0	0	0	0	0	0	0	0	0	0	0	0	0	0	0	0	0.00%	C10
Nasopharynx	53	0	0	0	2	3	1	0	0	6	9	4	8	7	5	4	3	1	2.40%	C11
Hypopharynx	3	0	0	0	0	0	0	1	0	0	0	0	0	0	1	0	0	1	0.10%	C12-C13
Pharynx unspec.	2	0	0	0	0	0	0	0	0	0	0	0	0	1	0	0	0	1	0.10%	C14
Oesophagus	7	0	0	0	0	0	0	0	0	0	1	0	1	1	1	1	0	2	0.30%	C15
Stomach	58	0	0	0	0	1	0	4	0	0	3	1	3	7	8	9	9	13	2.60%	C16
Small intestine	3	0	0	0	0	0	0	0	0	0	0	0	0	2	0	0	0	1	0.10%	C17
Colon	153	0	0	0	0	1	2	1	4	2	4	6	15	23	23	18	23	31	6.90%	C18
Rectum	93	0	0	0	0	0	0	1	2	1	8	5	12	14	10	10	14	16	4.20%	C19-C20
Anus	5	0	0	0	0	0	0	0	0	0	0	0	0	1	0	1	0	1	0.20%	C21
Liver	35	0	2	0	0	0	0	1	0	0	1	3	3	5	5	2	5	8	1.60%	C22
Gallbladder etc.	18	0	0	0	0	0	0	0	0	2	1	0	3	1	0	3	2	6	0.80%	C23-C24
Pancreas	39	0	0	0	0	0	0	0	0	1	3	1	2	4	3	7	8	7	1.80%	C25
Nose, sinuses etc.	5	0	1	0	0	0	0	0	0	0	0	0	0	1	0	1	0	0	0.20%	C30-C31
Larynx	3	0	0	0	0	0	0	0	0	0	0	0	0	1	1	0	0	1	0.10%	C32
Trachea, Bronchus, Lung	92	0	0	0	0	0	0	1	1	1	5	3	12	6	9	17	16	21	4.20%	C33-C34
Other Thoracic organs	3	0	0	0	0	0	0	0	0	0	0	0	1	1	0	1	0	0	0.10%	C37-C38
Bone	16	0	1	1	1	4	0	1	0	0	1	2	0	0	0	0	1	2	0.70%	C40-C41
Melanoma of Skin	7	0	0	0	0	0	1	0	0	0	2	2	0	0	0	0	1	1	0.30%	C43
Other Skin	33	0	0	0	0	2	0	0	0	0	2	1	3	1	3	4	9	8	1.50%	C44
Mesothelioma	2	0	0	0	0	0	0	0	0	0	0	0	0	0	0	0	1	1	0.10%	C45
Kaposi sarcoma	0	0	0	0	0	0	0	0	0	0	0	0	0	0	0	0	0	0	0.00%	C46
Connective Soft tissue	22	0	0	2	0	2	0	0	0	0	3	5	3	2	1	2	0	2	1.00%	C47-C49
Breast	731	0	0	0	0	0	3	9	19	39	75	132	116	123	106	49	34	26	33.00%	C50
Vulva	5	0	0	0	0	0	0	0	0	0	0	1	0	1	0	0	2	1	0.20%	C51
Vagina	5	0	0	0	0	0	0	0	0	0	1	3	1	0	0	0	0	0	0.20%	C52
Cervix Uteri	162	0	0	0	0	0	0	0	5	9	17	22	26	30	23	10	12	8	7.30%	C53
Corpus Uteri	109	0	0	0	0	0	0	0	2	3	8	15	25	24	15	7	3	7	4.90%	C54
Uterus unspec.	19	0	0	0	0	0	0	0	0	2	0	6	5	3	1	1	1	0	0.90%	C55
Ovary	161	0	0	0	1	6	3	10	7	12	15	26	17	27	21	7	6	3	7.30%	C56
Other Female Genital	2	0	0	0	0	0	0	0	0	0	0	1	1	0	0	0	0	0	0.10%	C57
Placenta	3	0	0	0	0	0	1	1	0	1	0	0	0	0	0	0	0	0	0.10%	C58
Kidney	12	0	0	1	0	0	1	0	0	0	1	1	1	1	2	2	1	1	0.50%	C64
Renal Pelvis	0	0	0	0	0	0	0	0	0	0	0	0	0	0	0	0	0	0	0.00%	C65
Ureter	0	0	0	0	0	0	0	0	0	0	0	0	0	0	0	0	0	0	0.00%	C66
Bladder	13	0	1	0	0	0	0	0	0	0	0	0	0	6	0	2	2	2	0.60%	C67
Other Urinary organs	0	0	0	0	0	0	0	0	0	0	0	0	0	0	0	0	0	0	0.00%	C68
Eye	0	0	0	0	0	0	0	0	0	0	0	0	0	0	0	0	0	0	0.00%	C69
Brain, Nervous system	27	0	0	4	1	1	0	0	1	1	4	4	0	2	2	4	1	2	1.20%	C70-C72
Thyroid	62	0	0	0	0	2	3	6	6	5	3	7	7	2	5	4	6	6	2.80%	C73
Adrenal gland	3	0	2	0	0	0	0	0	0	0	0	0	0	0	1	0	0	0	0.10%	C74
Other Endocrine	3	0	0	0	0	0	0	0	0	1	0	1	1	0	0	0	0	0	0.10%	C75
Hodgkin disease	19	0	0	0	0	1	4	3	1	0	1	2	2	3	1	0	0	1	0.90%	C81
Non-Hodgkin lymphoma	78	0	0	0	1	0	5	6	3	2	5	8	9	10	7	8	6	8	3.50%	C82-C85;C96
Immunoproliferative dis.	2	0	0	0	0	0	0	0	0	0	0	0	0	1	0	0	0	1	0.10%	C88
Multiple Myeloma	18	0	0	0	0	0	0	0	0	0	1	1	5	1	4	0	5	1	0.80%	C90
Lymphoid Leukaemia	18	0	6	3	2	1	1	1	0	1	1	0	1	0	0	0	1	0	0.80%	C91
Myeloid Leukaemia	58	0	4	1	1	2	4	3	4	6	4	5	7	3	2	8	2	2	2.60%	C92-C94
Leukaemia unspec.	7	0	3	1	0	1	1	0	0	0	0	0	1	0	0	0	0	0	0.30%	C95
Other & unspecified	8	0	1	0	0	0	0	0	0	0	0	1	1	1	0	1	0	3	0.40%	Other
All sites Total	2214	0	21	13	7	27	33	51	59	98	178	274	303	320	264	186	178	202	100.00%	All



APPENDIX 89: CANCER INCIDENCE BY SITES AND AGE GROUP, MELAKA, ALL RESIDENTS, MALES, 2007-2011

Site	All Ages	Age Unk.	0- 4	5- 9	10- 14	15- 19	20- 24	25- 29	30- 34	35- 39	40- 44	45- 49	50- 54	55- 59	60- 64	65- 69	70- 74	75+ 75+	Crude Rate	ASR World	ICD (10th)
Lip	1	0	0	0	0	0	0	0	0	0	0.9	0	0	0	0	0	0	0	0.1	0.1	C00
Tongue	21	0	0	0	0	0	0	0	0.8	0	1.7	0.9	3	5	3.2	5	9	9	1.1	1.2	C01-C02
Mouth	6	0	0	0	0	0	0	0.7	0	0	0	0.9	0	2.5	0	0	6	0	0.3	0.3	C03-C06
Salivary glands	12	0	0	0	0	0	0.6	0.7	0.8	0.9	0.9	0	2	3.7	0	0	6	0	0.6	0.6	C07-C08
Tonsil	6	0	0	0	0	0	0	0	0	0	0	0	1	0	1.6	2.5	0	9	0.3	0.4	C09
Other Oropharynx	0	0	0	0	0	0	0	0	0	0	0	0	0	0	0	0	0	0	0	0	C10
Nasopharynx	112	0	0	0	0.5	0.9	0.6	0.7	4.2	10.4	10.5	11.1	16.2	24.8	20.6	15	11.9	17.9	5.8	6.1	C11
Hypopharynx	11	0	0	0	0	0	0	0	0	0	0	0	1	2.5	1.6	5	6	3	0.6	0.6	C12-C13
Pharynx unspec.	1	0	0	0	0	0	0	0	0	0	0	0	0	0	0	0	3	0	0.1	0.1	C14
Oesophagus	12	0	0	0	0	0	0	0	0	0.9	0	0	1	1.2	0	2.5	17.9	6	0.6	0.7	C15
Stomach	65	0	0	0	0	0	0.6	0.7	1.7	1.7	1.7	1.7	7.1	8.7	11.1	15	41.8	47.8	3.4	3.8	C16
Small intestine	4	0	0	0	0	0	0	0	0.8	0	0	0	1	1.2	0	0	0	3	0.2	0.2	C17
Colon	144	0	0	0	0	0	0	0	2.5	3.5	6.1	4.3	12.2	28.6	36.5	42.5	59.7	89.6	7.5	8.5	C18
Rectum	149	0	0	0	0	0	0.6	0	2.5	0.9	7	12.8	17.3	32.3	41.3	57.5	50.8	35.8	7.8	8.7	C19-C20
Anus	5	0	0	0	0	0	0	0	0	0.9	0.9	0.9	1	0	0	0	3	0	0.3	0.3	C21
Liver	126	0	0.6	0	0.5	0	0	1.3	0.8	2.6	7	8.5	24.4	23.6	25.4	37.5	38.8	38.8	6.6	7.2	C22
Gallbladder etc.	14	0	0	0	0	0	0	0	0	0	0	0.9	1	6.2	4.8	2.5	3	6	0.7	0.8	C23-C24
Pancreas	46	0	0	0	0	0	0	0	0.8	0	0	2.6	5.1	14.9	14.3	12.5	23.9	9	2.4	2.7	C25
Nose, sinuses etc.	13	0	0	0	0	0	0	0	0	0	0.9	4.3	3	2.5	1.6	2.5	0	0	0.7	0.7	C30-C31
Larynx	30	0	0	0	0	0	0	0	0.8	0	0.9	0.9	5.1	5	7.9	10	6	20.9	1.6	1.8	C32
Trachea/Bronchus/Lung	343	0	0	0	0	0	0.6	0	1.7	6.1	8.7	13.6	30.5	54.7	92.1	122.5	173.2	203	17.8	20.4	C33-C34
Other Thoracic organs	3	0	0	0	0	0.5	0	0	0.9	0	0	0	1	0	0	0	0	3	0.2	0.2	C37-C38
Bone	16	0	0	0	2	0	1.1	2	0	0	0.9	0	1	1.2	0	5	0	0	0.8	0.9	C40-C41
Melanoma of Skin	3	0	0	0	0	0	0	0	0	0	0	0.9	1	8.7	11.1	20	20.9	38.8	2.7	3.1	C42
Other Skin	52	0	0	0	0	0.5	0	0.7	1.7	0.9	0.9	0	4.1	8.7	11.1	0	0	0	0.2	0.2	C43
Mesothelioma	1	0	0	0	0	0	0	0	0	0	0	0	0	0	1.6	0	0	0	0.1	0.1	C45
Kaposi sarcoma	0	0	0	0	0	0	0	0	0	0	0	0	0	0	0	0	0	0	0	0	C46
Connective Soft tissue	25	0	1.1	0	0	0	0	1.3	0	0.9	0	5.1	0	2.5	4.8	10	9	6	1.3	1.5	C47-C49
Breast	6	0	0	0	0	0	0	0	0	0	0.9	0	2	0	1.6	0	3	3	0.3	0.3	C50
Penis	4	0	0	0	0	0	0	0	0	0	0.9	0	0	3.7	0	0	0	0	0.2	0.2	C60
Prostate	101	0	0	0	0	0	0	0	0	0	1.7	0	1	2.5	31.8	47.5	59.7	110.5	5.3	6.4	C61
Testis	21	0	0	0	0.5	0.5	2.9	2.7	0	1.7	2.6	1.7	0	0	1.6	0	0	6	1.1	1.1	C62
Other male genital	0	0	0	0	0	0	0	0	0	0	0	0	0	0	0	0	0	0	0	0	C63
Kidney	37	0	0	0	0	0	0	0	1.7	0	0.9	1.7	1	5	12.7	22.5	17.9	11.9	1.9	2.3	C64
Renal Pelvis	1	0	0	0	0	0	0	0	0	0	0	0	0	0	0	2.5	0	0	0.1	0.1	C65
Ureter	1	0	0	0	0	0	0	0	0	0.9	0	0	0	0	0	0	0	0	0.1	0.1	C66
Bladder	63	0	0.6	0	0	0	0	0	0	0	0.9	3.4	7.1	8.7	20.6	22.5	20.9	41.8	3.3	3.8	C67
Other Urinary organs	2	0	0	0	0	0	0	0	0	0	0	0	0	0	1.6	2.5	0	0	0.1	0.1	C68
Eye	3	0	0.6	0.5	0	0	0	0	0	0	0	0	0	0	0	2.5	0	0	0.2	0.2	C69
Brain, Nervous system	34	0	1.7	0.5	0.5	0.9	0.6	0.7	0	0.9	2.6	0	7.1	8.7	0	7.5	6	6	1.8	1.9	C70-C72
Thyroid	25	0	0	0	0	0	1.1	0.7	0	3.5	2.6	2.6	2	3.7	3.2	2.5	6	6	1.3	1.4	C73
Adrenal gland	3	0	0.6	0	0.5	0	0	0.7	0	0	0	0	0	0	0	0	0	0	0.2	0.2	C74
Other Endocrine	4	0	0	0	0.5	0	0	0	0	0	0	0.9	1	0	0	0	0	3	0.2	0.2	C75
Hodgkin disease	37	0	0	0	2	2.3	1.7	2	2.5	3.5	0.9	0.9	4.1	3.7	3.2	2.5	9	0	1.9	1.9	C81
Non-Hodgkin lymphoma	108	0	0	1.6	0.5	0	1.1	2	1.7	5.2	8.7	7.7	13.2	26.1	17.5	27.5	20.9	26.9	5.6	6	C82-C85-C96
Immunoproliferative dis.	0	0	0	0	0	0	0	0	0	0	0	0	0	0	0	0	0	0	0	0	C88
Multiple Myeloma	12	0	0	0	0	0	0.6	0	0	0.9	0	0.9	2	1.2	1.6	5	6	3	0.6	0.7	C90
Lymphoid Leukaemia	44	0	8.6	2.6	1	1.4	1.1	2.7	1.7	0.9	2.6	0.9	0	1.2	3.2	5	3	0	2.3	2.6	C91
Myeloid Leukaemia	62	0	1.1	1.1	2.4	0.9	2.3	2	4.2	5.2	2.6	1.7	7.1	7.5	6.4	10	9	11.9	3.2	3.3	C92-C94
Leukaemia unspec.	12	0	1.7	0	0	0.9	0	0	0.8	0.9	0	0.9	1	1.2	0	0	0	6	0.6	0.7	C95
Other & unspecified	10	0	0	0	0	0	0	0	0	0	0.9	0.9	0	3.7	0	5	3	6	0.5	0.6	Other
All sites Total	1811	0	17	6	11	9	15	22	30	55	78	94	187	307	387	533	654	788	94.2	104.7	All



APPENDIX 90: CANCER INCIDENCE BY SITES AND AGE GROUP, MELAKA, ALL RESIDENTS, FEMALES, 2007-2011

Site	All Ages	Age Unk.	0-4	5-9	10-14	15-19	20-24	25-29	30-34	35-39	40-44	45-49	50-54	55-59	60-64	65-69	70-74	75+	Crude Rate	ASR World	ICD (10th)
Lip	2	0	0	0	0	0	0	0	0	0	0	0	0	0	0	0	0	0	0.1	0.1	C00
Tongue	9	0	0	0	0	0	0	0	0	0	0.8	1.7	0.9	1.1	2.6	0	0	2.1	0.1	0.4	C01-C02
Mouth	14	0	0	0	0	0	0	0	0	0	0	0.8	4.6	2.3	1.3	2	5.3	4.1	0.7	0.7	C03-C06
Salivary glands	9	0	0	0	0	0.4	0.5	0.6	0.8	0.9	0.8	0.8	0	0	1.3	2	0	0	0.4	0.4	C07-C08
Tonsil	2	0	0	0	0	0	0	0	0	0	0	0	0.9	0	0	0	0	2.1	0.1	0.1	C09
Other Oropharynx	1	0	0	0	0	0	0	0	0	0	0	0	0	1.1	0	0	0	0	0	0	C10
Nasopharynx	53	0	0	0	0	0.9	1.6	0.6	0	5.2	6.8	3.3	7.4	7.9	6.6	8	7.9	2.1	2.6	2.6	C11
Hypopharynx	3	0	0	0	0	0	0	0.6	0	0	0	0	0	0	1.3	0	0	2.1	0.1	0.1	C12-C13
Pharynx unspec.	2	0	0	0	0	0	0	0	0	0	0	0	0	1.1	0	0	0	2.1	0.1	0.1	C14
Esophagus	7	0	0	0	0	0	0	0	0	0	0.8	0	0.9	1.1	1.3	0	2.6	4.1	0.3	0.3	C15
Stomach	58	0	0	0	0	0.4	0	2.4	0	0	2.3	0.8	2.8	7.9	10.5	18	23.7	26.8	2.9	2.8	C16
Small intestine	3	0	0	0	0	0	0	0	0	0	0	0	0	2.3	0	0	0	2.1	0.1	0.1	C17
Colon	153	0	0	0	0	0.4	1	0.6	3.1	1.7	3	5	13.8	26	30.3	36	60.5	63.9	7.6	7.4	C18
Rectum	93	0	0	0	0	0	0	0.6	1.5	0.9	6	4.1	11.1	15.8	13.2	20	36.8	33	4.6	4.5	C19-C20
Anus	5	0	0	0	0	0	0	0	0	0	0	0	0.9	2.3	0	2	0	2.1	0.2	0.2	C21
Liver	35	0	1.2	0	0	0	0	0.6	0	0	0.8	2.5	2.8	5.7	6.6	4	13.2	16.5	1.7	1.7	C22
Gallbladder etc.	18	0	0	0	0	0	0	0	1.5	0.9	0	0	2.8	1.1	0	6	5.3	12.4	0.9	0.9	C23-C24
Pancreas	39	0	0	0	0	0	0	0	0.8	2.6	0.8	1.7	3.7	3.4	3.9	14	21.1	14.4	1.9	2	C25
Nose, sinuses etc.	5	0	0.6	0	0	0	0	0	0	0.9	0	0	0.9	1.1	0	2	0	0	0.2	0.3	C30-C31
Larynx	3	0	0	0	0	0	0	0	0	0	0	0	0	1.1	1.3	0	0	2.1	0.1	0.1	C32
Trachea/Bronchus/Lung	92	0	0	0	0	0	0	0.6	0.8	0.9	3.8	2.5	11.1	6.8	11.8	34	42.1	43.3	4.6	4.5	C33-C34
Other Thoracic organs	3	0	0	0	0	0	0	0	0	0	0	0	0.9	1.1	0	2	0	0	0.1	0.2	C37-C38
Bone	16	0	0.6	0.6	0.6	1.8	0	0	0	0	0.8	1.7	0	0	0	2	5.3	4.1	0.8	0.8	C40-C41
Melanoma of Skin	7	0	0	0	0	0	0.5	0	0	0	1.5	1.7	0	0	0	0	2.6	2.1	0.3	0.3	C43
Other Skin	33	0	0	0	0	0.9	0	0	0	0	1.5	0.8	2.8	1.1	3.9	8	23.7	16.5	1.6	1.6	C44
Mesothelioma	2	0	0	0	0	0	0	0	0	0	0	0	0	0	0	0	2.6	2.1	0.1	0.1	C45
Kaposi sarcoma	0	0	0	0	0	0	0	0	0	0	0	0	0	0	0	0	0	0	0	0	C46
Connective Soft tissue	22	0	0	1.1	0	0	0	0	0	0	2.3	4.1	2.8	2.3	1.3	4	0	4.1	1.1	1.1	C47-C49
Breast	731	0	0	0	0	0	1.6	5.4	14.7	33.6	56.4	109.1	106.9	139	139.5	98	89.5	53.6	36.4	35.7	C50
Vulva	5	0	0	0	0	0	0	0	0	0	0	0.8	0	1.1	0	0	5.3	2.1	0.2	0.2	C51
Vagina	5	0	0	0	0	0	0	0	0	0	0.8	2.5	0.9	0	0	0	0	0	0.2	0.2	C52
Cervix Uteri	162	0	0	0	0	0	0	0	3.9	7.8	12.8	18.2	24	33.9	30.3	20	31.6	16.5	8.1	7.9	C53
Corpus Uteri	109	0	0	0	0	0	0	0	1.5	2.6	6	12.4	23	27.1	19.7	14	7.9	14.4	5.4	5.2	C54
Uterus unspec.	19	0	0	0	0	0	0	0	0	1.7	0	5	4.6	3.4	1.3	2	2.6	0	0.9	0.9	C55
Ovary	161	0	0	0	0.6	2.7	1.6	6	5.4	10.3	11.3	21.5	15.7	30.5	27.6	14	15.8	6.2	8	7.8	C56
Other Female Genital	2	0	0	0	0	0	0	0	0	0	0	0.8	0.9	0	0	0	0	0	0.1	0.1	C57
Placenta	3	0	0	0	0	0	0.5	0.6	0	0.9	0	0	0	0	0	0	0	0	0.1	0.1	C58
Kidney	12	0	0	0.6	0	0	0.5	0	0	0	0.8	0.8	0.9	1.1	2.6	4	2.6	2.1	0.6	0.6	C64
Renal Pelvis	0	0	0	0	0	0	0	0	0	0	0	0	0	0	0	0	0	0	0	0	C65
Ureter	0	0	0	0	0	0	0	0	0	0	0	0	0	0	0	0	0	0	0	0	C66
Bladder	13	0	0.6	0	0	0	0	0	0	0	0	0	0	6.8	0	4	5.3	4.1	0.6	0.7	C67
Other Urinary organs	0	0	0	0	0	0	0	0	0	0	0	0	0	0	0	0	0	0	0	0	C68
Eye	0	0	0	0	0	0	0	0	0	0	0	0	0	0	0	0	0	0	0	0	C69
Brain, Nervous system	27	0	0	2.3	0.6	0.4	0	0	0.8	0.9	3	3.3	0	2.3	2.6	8	2.6	4.1	1.3	1.4	C70-C72
Thyroid	62	0	0	0	0	0.9	1.6	3.6	4.6	4.3	2.3	5.8	6.5	2.3	6.6	8	15.8	12.4	3.1	3	C73
Adrenal gland	3	0	1.2	0	0	0	0	0	0	0	0	0	0	0	1.3	0	0	0	0.1	0.2	C74
Other Endocrine	3	0	0	0	0	0	0	0	0	0.9	0	0.8	0.9	0	0	0	0	0	0.1	0.1	C75
Hodgkin disease	19	0	0	0	0	0	0	1.8	0.8	0	0.8	1.7	1.8	3.4	1.3	0	0	2.1	0.9	0.9	C81
Non-Hodgkin Lymphoma	78	0	0	0	0	0	2.6	3.6	2.3	1.7	3.8	6.6	8.3	11.3	9.2	16	15.8	16.5	3.9	3.8	C82-C85/C96
Immunoproliferative dis.	2	0	0	0	0	0	0	0	0	0	0	0	0	1.1	0	0	0	2.1	0.1	0.1	C88
Multiple Myeloma	18	0	0	0	0	0	0	0	0	0	0	0.8	4.6	1.1	5.3	0	13.2	2.1	0.9	0.9	C90
Lymphoid Leukaemia	18	0	3.6	1.7	1.1	0.4	0.5	0.6	0	0.9	0.8	0	0.9	0	0	0	2.6	0	0.9	1	C91
Myeloid Leukaemia	58	0	2.4	0.6	0.6	0.9	2.1	1.8	3.1	5.2	3	4.1	6.5	3.4	2.6	16	5.3	4.1	2.9	2.9	C92-C94
Leukaemia unspec.	7	0	1.8	0.6	0	0.4	0.5	0	0	0	0	0	0.9	0	0	0	0	0	0.3	0.4	C95
Other & unspecified	8	0	0.6	0	0	0	0	0	0	0	0	0.8	0.9	1.1	0	2	0	6.2	0.4	0.4	Other
All sites Total	2214	0	13	7	4	12	17	31	46	84	134	226	279	362	347	372	468	417	110.2	108.2	All



APPENDIX 91: NUMBER OF NEW CANCER CASES BY SITES AND AGE GROUP, PERLIS, ALL RESIDENTS, MALES, 2007-2011

Site	All Ages	Age Unk.	0- 4	5- 9	10- 14	15- 19	20- 24	25- 29	30- 34	35- 39	40- 44	45- 49	50- 54	55- 59	60- 64	65- 69	70- 74	75+ 75+	% of Total	ICD (10th)
Lip	0		0	0	0	0	0	0	0	0	0	0	0	0	0	0	0	0	0.00%	C00
Tongue	4	0	0	0	0	0	0	0	0	0	0	0	0	2	0	1	0	1	1.00%	C01-C02
Mouth	1	0	0	0	0	0	0	0	0	0	0	0	1	0	0	0	0	0	0.20%	C03-C06
Salivary glands	0	0	0	0	0	0	0	0	0	0	0	0	0	0	0	0	0	0	0.00%	C07-C08
Tonsil	0	0	0	0	0	0	0	0	0	0	0	0	0	0	0	0	0	0	0.00%	C09
Other Oropharynx	3	0	0	0	0	0	0	0	0	0	0	1	0	0	1	0	0	1	0.70%	C10
Nasopharynx	23	0	0	0	1	1	1	0	1	0	1	5	0	6	0	4	2	1	5.70%	C11
Hypopharynx	2	0	0	0	0	0	0	0	0	0	0	0	0	1	0	0	0	1	0.50%	C12-C13
Pharynx unspec.	0	0	0	0	0	0	0	0	0	0	0	0	0	0	0	0	0	0	0.00%	C14
Oesophagus	8	0	0	0	0	0	0	0	0	0	0	0	1	0	1	1	2	3	2.00%	C15
Stomach	12	0	0	0	0	0	0	0	0	0	0	0	1	0	1	2	3	5	3.00%	C16
Small intestine	2	0	0	0	0	0	0	0	0	0	0	2	0	0	0	0	0	0	0.50%	C17
Colon	34	0	0	0	0	0	0	0	0	0	3	4	3	6	5	6	3	4	8.40%	C18
Rectum	34	0	0	0	0	0	0	1	2	1	0	4	2	4	3	9	5	3	8.40%	C19-C20
Anus	1	0	0	0	0	0	0	0	0	0	0	0	0	0	0	0	0	1	0.20%	C21
Liver	20	0	0	0	0	0	0	0	1	0	0	4	4	3	3	3	1	1	4.90%	C22
Gallbladder etc.	2	0	0	0	0	0	0	0	0	0	0	0	0	0	0	1	1	0	0.50%	C23-C24
Pancreas	13	0	0	0	0	0	0	0	0	0	2	2	4	1	1	1	1	1	3.20%	C25
Nose, sinuses etc.	3	0	0	0	0	0	0	0	0	0	0	1	1	0	1	0	0	0	0.70%	C30-C31
Larynx	11	0	0	0	0	0	0	0	0	0	0	2	0	2	4	1	1	1	2.70%	C32
Trachea, Bronchus, Lung	69	0	0	0	0	0	2	0	1	2	1	4	5	6	10	12	14	12	17.00%	C33-C34
Other Thoracic organs	1	0	0	0	0	0	1	0	0	0	0	0	0	0	0	0	0	0	0.20%	C37-C38
Bone	3	0	0	0	0	0	0	0	0	0	0	0	0	0	1	0	0	0	0.70%	C40-C41
Melanoma of Skin	1	0	0	0	0	0	0	0	0	0	0	0	0	0	0	0	1	0	0.20%	C43
Other Skin	5	0	0	0	0	0	0	0	0	0	0	0	0	0	1	1	1	2	1.20%	C44
Mesothelioma	1	0	0	0	0	0	0	0	0	0	0	0	0	0	0	0	0	1	0.20%	C45
Kaposi sarcoma	0	0	0	0	0	0	0	0	0	0	0	0	0	0	0	0	0	0	0.00%	C46
Connective, Soft tissue	3	0	0	0	0	0	0	0	0	0	0	0	0	0	0	2	0	1	0.70%	C47-C49
Breast	2	0	0	0	0	0	0	0	0	1	0	0	0	0	0	1	0	0	0.50%	C50
Penis	1	0	0	0	0	0	0	0	0	0	0	0	0	0	0	1	0	0	0.20%	C60
Prostate	24	0	0	0	0	1	0	0	0	0	0	0	0	3	1	5	7	7	5.90%	C61
Testis	3	0	1	0	0	0	1	0	0	0	0	0	0	0	0	1	0	0	0.70%	C62
Other male genital	0	0	0	0	0	0	0	0	0	0	0	0	0	0	0	0	0	0	0.00%	C63
Kidney	7	0	0	0	0	0	1	0	0	0	0	1	2	0	0	2	1	0	1.70%	C64
Renal Pelvis	0	0	0	0	0	0	0	0	0	0	0	0	0	0	0	0	0	0	0.00%	C65
Ureter	0	0	0	0	0	0	0	0	0	0	0	0	0	0	0	0	0	0	0.00%	C66
Bladder	26	0	0	0	0	0	0	0	0	0	0	4	2	1	4	4	6	5	6.40%	C67
Other Urinary organs	0	0	0	0	0	0	0	0	0	0	0	0	0	0	0	0	0	0	0.00%	C68
Eye	0	0	0	0	0	0	0	0	0	0	0	0	0	0	0	0	0	0	0.00%	C69
Brain, Nervous system	9	0	1	0	2	1	0	0	1	0	1	0	1	0	1	1	0	0	2.20%	C70-C72
Thyroid	7	0	0	0	0	0	0	0	0	1	0	1	0	0	2	1	2	0	1.70%	C73
Adrenal gland	0	0	0	0	0	0	0	0	0	0	0	0	0	0	0	0	0	0	0.00%	C74
Other Endocrine	0	0	0	0	0	0	0	0	0	0	0	0	0	0	0	0	0	0	0.00%	C75
Hodgkin disease	9	0	0	0	0	1	0	0	0	0	1	0	1	0	1	1	4	0	2.20%	C81
Non-Hodgkin lymphoma	15	0	0	0	0	0	0	0	1	0	1	2	1	2	2	2	3	1	3.70%	C82-C85C96
Immunoproliferative dis.	0	0	0	0	0	0	0	0	0	0	0	0	0	0	0	0	0	0	0.00%	C88
Multiple Myeloma	7	0	0	0	0	0	0	0	0	0	1	0	0	0	2	0	1	1	1.70%	C90
Lymphoid Leukaemia	10	0	5	0	0	0	1	0	0	0	0	0	0	0	2	1	0	1	2.50%	C91
Myeloid Leukaemia	16	0	1	1	0	2	0	1	0	2	1	0	3	3	0	1	1	0	4.00%	C92-C94
Leukaemia unspec.	6	0	2	2	0	0	0	0	0	0	0	0	0	0	1	0	0	1	1.50%	C95
Other & unspecified	7	0	0	0	0	0	0	0	0	0	0	0	0	0	3	0	2	2	1.70%	Other
All sites Total	405	0	10	3	3	6	9	2	7	7	12	37	32	42	51	65	62	57	100.00%	All



APPENDIX 92: NUMBER OF NEW CANCER CASES BY SITES AND AGE GROUP, PERLIS, ALL RESIDENTS, FEMALES, 2007-2011

Site	All Ages	Age Unk.	0-4	5-9	10-14	15-19	20-24	25-29	30-34	35-39	40-44	45-49	50-54	55-59	60-64	65-69	70-74	75+	% of Total	ICD (10th)
Lip	1	0	0	0	0	0	0	0	0	0	0	0	1	0	0	0	0	0	0.20%	C00
Tongue	9	0	0	0	0	0	0	0	1	0	1	0	2	2	0	0	1	2	1.80%	C01-C02
Mouth	4	0	0	0	0	0	0	0	0	0	0	1	0	1	2	0	0	0	0.80%	C03-C06
Salivary glands	5	0	0	0	0	0	0	0	0	0	1	1	0	0	2	1	0	0	1.00%	C07-C08
Tonsil	3	0	0	0	0	0	0	0	0	0	0	0	1	0	0	0	0	2	0.60%	C09
Other Oropharynx	0	0	0	0	0	0	0	0	0	0	0	0	0	0	0	0	0	0	0.00%	C10
Nasopharynx	3	0	0	0	0	0	0	0	0	0	0	2	0	0	1	0	0	0	0.60%	C11
Hypopharynx	0	0	0	0	0	0	0	0	0	0	0	0	0	0	0	0	0	0	0.00%	C12-C13
Pharynx unspec.	1	0	0	0	0	0	0	0	0	0	0	0	1	0	0	0	0	0	0.20%	C14
Oesophagus	3	0	0	0	0	0	0	0	0	0	0	0	0	1	0	1	0	1	0.60%	C15
Stomach	6	0	0	0	0	0	0	0	0	0	0	0	0	2	0	1	2	1	1.20%	C16
Small intestine	0	0	0	0	0	0	0	0	0	0	0	0	0	0	0	0	0	0	0.00%	C17
Colon	29	0	0	0	0	0	0	0	0	1	0	2	5	3	4	1	4	9	5.90%	C18
Rectum	18	0	0	0	0	0	0	0	1	0	2	1	3	3	3	3	2	0	3.60%	C19-C20
Anus	0	0	0	0	0	0	0	0	0	0	0	0	0	0	0	0	0	0	0.00%	C21
Liver	11	0	0	0	0	0	0	0	0	0	1	1	0	0	2	1	3	3	2.20%	C22
Gallbladder etc.	4	0	0	0	0	0	0	0	0	0	0	0	0	1	2	0	0	1	0.80%	C23-C24
Pancreas	8	0	0	0	0	0	0	1	0	0	1	0	0	1	1	0	1	3	1.60%	C25
Nose, sinuses etc.	4	0	0	0	0	0	0	0	0	0	0	0	1	1	1	0	1	0	0.80%	C30-C31
Larynx	3	0	0	0	0	0	0	0	0	0	0	0	1	1	0	0	1	0	0.60%	C32
Trachea, Bronchus, Lung	27	0	0	0	0	0	0	0	0	0	0	2	3	1	9	2	4	6	5.50%	C33-C34
Other Thoracic organs	1	0	0	0	0	0	0	0	0	0	1	0	0	0	0	0	0	0	0.20%	C37-C38
Bone	0	0	0	0	0	0	0	0	0	0	0	0	0	0	0	0	0	0	0.00%	C40-C41
Melanoma of Skin	3	0	0	0	0	0	0	1	0	0	0	0	0	0	0	0	1	0	0.60%	C43
Other Skin	4	0	0	0	0	0	0	0	0	0	0	0	1	0	0	0	0	3	0.80%	C44
Mesothelioma	0	0	0	0	0	0	0	0	0	0	0	0	0	0	0	0	0	0	0.00%	C45
Kaposi sarcoma	0	0	0	0	0	0	0	0	0	0	0	0	0	0	0	0	0	0	0.00%	C46
Connective, Soft tissue	4	0	1	0	0	0	0	0	0	0	0	0	0	1	0	0	0	0	0.80%	C47-C49
Breast	151	0	0	0	0	0	1	1	4	13	18	27	22	24	19	10	8	4	30.50%	C50
Vulva	2	0	0	0	0	0	0	0	0	0	0	0	1	0	0	0	0	1	0.40%	C51
Vagina	1	0	0	0	0	0	0	0	0	0	0	0	0	0	0	0	0	1	0.20%	C52
Cervix Uteri	55	0	0	0	0	0	0	0	1	5	7	9	10	9	8	3	1	2	11.10%	C53
Corpus Uteri	20	0	0	0	0	0	0	1	1	1	0	1	3	4	4	2	0	3	4.00%	C54
Uterus unspec.	13	0	0	0	0	0	0	1	1	2	0	4	4	4	1	1	0	0	2.60%	C55
Ovary	23	0	0	0	1	2	2	0	1	0	1	2	4	3	3	3	1	0	4.60%	C56
Other Female Genital	1	0	0	0	0	0	0	0	1	0	0	1	0	0	0	0	0	0	0.20%	C57
Placenta	1	0	0	0	0	0	0	0	1	0	0	0	0	0	0	0	0	0	0.20%	C58
Kidney	4	0	0	0	0	0	0	0	3	0	0	0	0	1	0	0	0	0	0.80%	C64
Renal Pelvis	0	0	0	0	0	0	0	0	0	0	0	0	0	0	0	0	0	0	0.00%	C65
Ureter	0	0	0	0	0	0	0	0	0	0	0	0	0	0	0	0	0	0	0.00%	C66
Bladder	4	0	0	0	0	0	0	0	0	0	1	0	0	1	0	1	0	1	0.80%	C67
Other Urinary organs	0	0	0	0	0	0	0	0	0	0	0	0	0	0	0	0	0	0	0.00%	C68
Eye	1	0	1	0	0	0	0	0	0	0	0	0	0	0	0	0	0	0	0.20%	C69
Brain, Nervous system	14	0	2	2	0	1	1	3	1	3	1	1	1	3	2	2	1	1	2.80%	C70-C72
Thyroid	20	0	0	0	0	1	1	0	1	3	3	1	0	2	0	0	0	0	4.00%	C73
Adrenal gland	1	0	0	0	0	0	0	0	0	0	0	0	0	0	0	0	0	0	0.20%	C74
Other Endocrine	0	0	0	0	0	0	0	0	0	0	0	0	0	0	0	0	0	0	0.00%	C75
Hodgkin disease	8	0	0	0	0	2	0	1	0	0	1	1	1	0	0	0	1	1	1.60%	C81
Non-Hodgkin lymphoma	5	0	1	0	0	0	0	0	0	0	0	0	0	1	0	0	2	1	1.00%	C82-C85,C96
Immunoproliferative dis.	0	0	0	0	0	0	0	0	0	0	0	0	0	0	0	0	0	0	0.00%	C88
Multiple Myeloma	5	0	0	0	0	0	0	0	0	0	0	0	0	2	2	1	0	0	1.00%	C90
Lymphoid Leukaemia	4	0	1	0	1	0	0	0	1	0	0	1	1	0	0	0	0	0	0.80%	C91
Myeloid Leukaemia	3	0	0	0	0	0	0	0	0	0	0	1	1	0	0	0	0	1	0.60%	C92-C94
Leukaemia unspec.	4	0	3	0	0	0	0	0	0	0	0	1	0	0	0	0	0	0	0.80%	C95
Other & unspecified	4	0	0	0	0	0	0	0	1	0	0	0	0	0	0	0	2	1	0.80%	Other
All sites Total	495	0	9	2	2	6	4	8	14	28	39	61	62	72	66	36	36	50	100.00%	All



APPENDIX 93: CANCER INCIDENCE BY SITES AND AGE GROUP, PERLIS, ALL RESIDENTS, MALES, 2007-2011

Site	All Ages	Age Unk.	0- -4	5- -9	10- -14	15- -19	20- -24	25- -29	30- -34	35- -39	40- -44	45- -49	50- -54	55- -59	60- -64	65- -69	70- -74	75+ -	Crude Rate	ASR World	ICD (10th)
Lip	0	0	0	0	0	0	0	0	0	0	0	0	0	0	0	0	0	0	0	0	C00
Tongue	4	0	0	0	0	0	0	0	0	0	0	0	0	7.8	0	6.7	0	8.3	0.5	0.7	C01-C02
Mouth	1	0	0	0	0	0	0	0	0	0	0	0	3.3	0	0	0	0	0	0.1	0.2	C03-C06
Salivary glands	0	0	0	0	0	0	0	0	0	0	0	0	0	0	0	0	0	0	0	0	C07-C08
Tonsil	0	0	0	0	0	0	0	0	0	0	0	0	0	0	0	0	0	0	0	0	C09
Other Oropharynx	3	0	0	0	0	0	0	0	0	0	0	3.1	0	0	4.9	0	0	8.3	0.3	0.5	C10
Nasopharynx	23	0	0	0	1.7	1.4	1.9	0	3.5	0	3.1	15.4	0	23.5	0	26.7	17.4	8.3	2.6	4	C11
Hypopharynx	2	0	0	0	0	0	0	0	0	0	0	0	0	3.9	0	0	0	8.3	0.2	0.3	C12-C13
Pharynx unspec.	8	0	0	0	0	0	0	0	0	0	0	0	0	0	0	0	0	0	0	0	C14
Oesophagus	0	0	0	0	0	0	0	0	0	0	0	0	0	0	0	0	0	0	0	0	C15
Stomach	12	0	0	0	0	0	0	0	0	0	0	0	3.3	0	4.9	6.7	17.4	25	0.9	1.4	C16
Small intestine	2	0	0	0	0	0	0	0	0	0	0	6.2	0	0	0	0	0	0	0.2	0.4	C17
Colon	34	0	0	0	0	0	0	0	0	0	9.4	12.3	10	23.5	24.4	40	26.1	33.3	3.9	6.1	C18
Rectum	34	0	0	0	0	0	0	0.3	7	3.6	0	12.3	6.7	15.7	14.6	60	43.5	25	3.9	6.1	C19-C20
Anus	1	0	0	0	0	0	0	0	0	0	0	0	0	0	0	0	0	8.3	0.1	0.2	C21
Liver	20	0	0	0	0	0	0	0	3.5	0	0	12.3	13.3	11.8	14.6	20	8.7	8.3	2.3	3.6	C22
Gallbladder etc.	2	0	0	0	0	0	0	0	0	0	0	0	0	0	0	6.7	8.7	0	0.2	0.4	C23-C24
Pancreas	13	0	0	0	0	0	0	0	0	0	6.3	6.2	13.3	3.9	4.9	6.7	8.7	8.3	1.5	2.3	C25
Nose, sinuses etc.	3	0	0	0	0	0	0	0	0	0	0	3.1	3.3	0	4.9	0	0	0	0.3	0.5	C30-C31
Larynx	11	0	0	0	0	0	0	0	0	0	0	6.2	0	7.8	19.5	6.7	8.7	8.3	1.3	2	C32
Trachea, Bronchus, Lung	69	0	0	0	0	0	3.7	0	3.5	7.3	3.1	12.3	16.7	23.5	48.8	80	121.8	100	7.9	12.4	C33-C34
Other Thoracic organs	1	0	0	0	0	0	1.9	0	0	0	0	0	0	0	0	0	0	0	0.1	0.1	C37-C38
Bone	3	0	0	0	0	0	3.7	0	0	0	0	0	0	0	4.9	0	8.7	0	0.3	0.5	C40-C41
Melanoma of Skin	1	0	0	0	0	0	0	0	0	0	0	0	0	0	0	0	0	0	0.2	0.2	C43
Other Skin	5	0	0	0	0	0	0	0	0	0	0	0	0	0	4.9	6.7	8.7	16.7	0.6	0.9	C44
Mesothelioma	1	0	0	0	0	0	0	0	0	0	0	0	0	0	0	0	0	8.3	0.1	0.2	C45
Kaposi sarcoma	0	0	0	0	0	0	0	0	0	0	0	0	0	0	0	0	0	0	0	0	C46
Connective Soft tissue	3	0	0	0	0	0	0	0	0	0	0	0	0	0	0	13.3	0	8.3	0.3	0.6	C47-C49
Breast	2	0	0	0	0	0	0	0	0	3.6	0	0	0	0	0	6.7	0	0	0.2	0.4	C50
Penis	1	0	0	0	0	0	0	0	0	0	0	0	0	0	0	0	0	0	0.2	0.1	C60
Prostate	24	0	0	0	0	1.4	0	0	0	0	0	0	0	11.8	4.9	33.3	60.9	58.3	2.7	4.2	C61
Testis	3	0	2	0	0	0	1.9	0	0	0	0	0	0	0	0	6.7	0	0	0.3	0.6	C62
Other male genital	0	0	0	0	0	0	0	0	0	0	0	0	0	0	0	0	0	0	0	0	C63
Kidney	7	0	0	0	0	0	1.9	0	0	0	0	3.1	6.7	0	0	13.3	8.7	0	0.8	1.2	C64
Renal Pelvis	0	0	0	0	0	0	0	0	0	0	0	0	0	0	0	0	0	0	0	0	C65
Ureter	0	0	0	0	0	0	0	0	0	0	0	0	0	0	0	0	0	0	0	0	C66
Bladder	26	0	0	0	0	0	0	0	0	0	0	12.3	6.7	3.9	19.5	26.7	52.2	41.7	3	4.7	C67
Other Urinary organs	0	0	0	0	0	0	0	0	0	0	0	0	0	0	0	0	0	0	0	0	C68
Eye	0	0	0	0	0	0	0	0	0	0	0	0	0	0	0	0	0	0	0	0	C69
Brain, Nervous system	9	0	2	0	3.4	1.4	0	0	3.5	0	3.1	0	3.3	0	4.9	6.7	0	0	1	1.6	C70-C72
Thyroid	7	0	0	0	0	0	0	0	0	3.6	0	3.1	0	0	9.8	6.7	17.4	0	0.8	1.3	C73
Adrenal gland	0	0	0	0	0	0	0	0	0	0	0	0	0	0	0	0	0	0	0	0	C74
Other Endocrine	0	0	0	0	0	0	0	0	0	0	0	0	0	0	0	0	0	0	0	0	C75
Hodgkin disease	9	0	0	0	0	1.4	0	0	0	0	3.1	0	3.3	0	4.9	6.7	34.8	0	1	1.6	C81
Non-Hodgkin lymphoma	15	0	0	0	0	0	0	0	3.5	0	3.1	6.2	3.3	7.8	9.8	13.3	26.1	8.3	1.7	2.7	C82-C85;C96
Immunoproliferative dis.	0	0	0	0	0	0	0	0	0	0	0	0	0	0	0	0	0	0	0	0	C88
Multiple Myeloma	7	0	0	0	0	0	0	0	0	0	3.1	0	0	7.8	9.8	0	8.7	8.3	0.8	1.2	C90
Lymphoid Leukaemia	10	0	10.1	0	0	0	1.9	0	0	0	0	0	0	0	9.8	6.7	8.7	8.3	1.1	2.1	C91
Myeloid Leukaemia	16	0	2	1.9	0	2.8	0	0.3	0	7.3	3.1	0	10	11.8	0	6.7	8.7	0	1.8	2.7	C92-C94
Leukaemia unspec.	6	0	4	3.8	0	0	0	0	0	0	0	0	0	0	4.9	0	0	8.3	0.7	1.2	C95
Other & unspecified	7	0	0	0	0	0	0	0	0	0	0	0	0	0	14.6	0	17.4	16.7	0.8	1.3	Other
All sites Total	405	0	20	6	5	8	17	1	25	25	38	114	107	165	249	433	539	475	46.2	72.8	All



APPENDIX 94: CANCER INCIDENCE BY SITES AND AGE GROUP, PERLIS, ALL RESIDENTS, FEMALES, 2007-2011

Site	All Ages	Age Unk.	0-4	5-9	10-14	15-19	20-24	25-29	30-34	35-39	40-44	45-49	50-54	55-59	60-64	65-69	70-74	75+	Crude Rate	ASR World (10th)	ICD (10th)
Lip	1	0	0	0	0	0	0	0	0	0	0	0	3.2	0	0	0	0	0	0.2	0.2	C00
Tongue	9	0	0	0	0	0	0	0	3.4	0	2.9	0	6.4	7.5	0	0	8	11.8	1.6	1.4	C01-C02
Mouth	4	0	0	0	0	0	0	0	0	0	0	2.9	0	3.8	10	0	0	0	0.7	0.7	C03-C06
Salivary glands	5	0	0	0	0	0	0	0	0	0	2.9	2.9	0	0	10	6.7	0	0	0.9	1	C07-C08
Tonsil	3	0	0	0	0	0	0	0	0	0	0	0	3.2	0	0	0	0	11.8	0.5	0.4	C09
Other Oropharynx	0	0	0	0	0	0	0	0	0	0	0	0	0	0	0	0	0	0	0	0	C10
Nasopharynx	3	0	0	0	0	0	0	0	0	0	0	5.9	0	0	5	0	0	0	0.5	0.6	C11
Hypopharynx	0	0	0	0	0	0	0	0	0	0	0	0	0	0	0	0	0	0	0	0	C12-C13
Pharynx unspec.	1	0	0	0	0	0	0	0	0	0	0	0	3.2	0	0	0	0	0	0.2	0.2	C14
Oesophagus	3	0	0	0	0	0	0	0	0	0	0	0	0	3.8	0	6.7	0	5.9	0.5	0.5	C15
Stomach	6	0	0	0	0	0	0	0	0	0	0	0	0	7.5	0	6.7	16	5.9	1	0.9	C16
Small intestine	0	0	0	0	0	0	0	0	0	0	0	0	0	0	0	0	0	0	0	0	C17
Colon	29	0	0	0	0	0	0	0	0	3.4	0	5.9	15.9	11.3	20	6.7	32	52.9	5.1	4.5	C18
Rectum	18	0	0	0	0	0	0	0	3.4	0	5.9	2.9	9.5	11.3	15	20	16	0	3.1	3.2	C19-C20
Anus	0	0	0	0	0	0	0	0	0	0	0	0	0	0	0	0	0	0	0	0	C21
Liver	11	0	0	0	0	0	0	0	0	0	2.9	2.9	0	0	10	6.7	24	17.6	1.9	1.8	C22
Gallbladder etc.	4	0	0	0	0	0	0	0	0	0	0	0	0	3.8	10	0	0	5.9	0.7	0.7	C23-C24
Pancreas	8	0	0	0	0	0	0	2.7	0	0	2.9	0	0	3.8	5	0	8	17.6	1.4	1.3	C25
Nose, sinuses etc.	4	0	0	0	0	0	0	0	0	0	0	0	3.2	3.8	5	0	0	0	0.7	0.7	C30-C31
Larynx	3	0	0	0	0	0	0	0	0	0	0	2.9	0	0	0	0	0	5.9	0.5	0.5	C32
Trachea, Bronchus, Lung	27	0	0	0	0	0	0	0	0	0	0	5.9	9.5	3.8	45	13.3	32	35.3	4.7	4.5	C33-C34
Other Thoracic organs	1	0	0	0	0	0	0	0	0	0	2.9	0	0	0	0	0	0	0	0.2	0.2	C37-C38
Bone	0	0	0	0	0	0	0	0	0	0	0	0	0	0	0	0	0	0	0	0	C40-C41
Melanoma of Skin	3	0	0	0	0	0	0	2.7	0	0	0	0	0	0	0	0	0	5.9	0.5	0.5	C43
Other Skin	4	0	0	0	0	0	0	0	0	0	0	0	3.2	0	0	0	0	17.6	0.7	0.5	C44
Mesothelioma	0	0	0	0	0	0	0	0	0	0	0	0	0	0	0	0	0	0	0	0	C45
Kaposi sarcoma	0	0	0	0	0	0	0	0	0	0	0	0	0	0	0	0	0	0	0	0	C46
Connective Soft tissue	4	0	2.1	0	0	0	0	0	0	0	0	2.9	0	3.8	0	0	0	0	0.7	0.8	C47-C49
Breast	151	0	0	0	0	0	2	2.7	13.6	44.1	52.9	79.4	69.9	90.6	95	66.7	64	23.5	26.4	26.4	C50
Vulva	2	0	0	0	0	0	0	0	0	0	0	0	3.2	0	0	0	0	5.9	0.3	0.3	C51
Vagina	1	0	0	0	0	0	0	0	0	0	0	0	0	0	0	0	0	5.9	0.2	0.1	C52
Cervix Uteri	55	0	0	0	0	0	0	0	3.4	17	20.6	26.5	31.8	34	40	20	8	11.8	9.6	9.6	C53
Corpus Uteri	20	0	0	0	0	0	0	2.7	3.4	3.4	0	2.9	9.5	15.1	20	13.3	0	17.6	3.5	3.4	C54
Uterus unspec.	13	0	0	0	0	0	0	0	3.4	6.8	0	11.8	0	15.1	5	6.7	0	0	2.3	2.3	C55
Ovary	23	0	0	0	1.7	2.5	4	0	3.4	0	2.9	5.9	12.7	11.3	15	20	8	0	4	3.9	C56
Other Female Genital	1	0	0	0	0	0	0	0	0	0	2.9	0	0	0	0	0	0	0	0.2	0.2	C57
Placenta	1	0	0	0	0	0	0	0	3.4	0	0	0	0	0	0	0	0	0	0.2	0.2	C58
Kidney	4	0	0	0	0	0	0	0	0	10.2	0	0	0	3.8	0	0	0	0	0.7	0.8	C64
Renal Pelvis	0	0	0	0	0	0	0	0	0	0	0	0	0	0	0	0	0	0	0	0	C65
Ureter	0	0	0	0	0	0	0	0	0	0	0	0	0	0	0	0	0	0	0	0	C66
Bladder	4	0	0	0	0	0	0	0	0	0	2.9	0	0	3.8	0	6.7	0	5.9	0.7	0.6	C67
Other Urinary organs	0	0	0	0	0	0	0	0	0	0	0	0	0	0	0	0	0	0	0	0	C68
Eye	1	0	2.1	0	0	0	0	0	0	0	0	0	0	0	0	0	0	0	0	0	C69
Brain, Nervous system	14	0	4.2	4	0	1.3	0	0	0	0	2.9	2.9	3.2	11.3	0	0	0	0	0.2	0.3	C70-C72
Thyroid	20	0	0	0	0	1.3	2	8.1	3.4	10.2	8.8	2.9	0	7.5	10	13.3	8	5.9	2.4	2.5	C73
Adrenal gland	1	0	0	0	0	0	0	0	0	0	0	0	0	3.8	0	0	0	0	0.2	0.2	C74
Other Endocrine	0	0	0	0	0	0	0	0	0	0	0	0	0	0	0	0	0	0	0	0	C75
Hodgkin disease	8	0	0	0	0	0	0	2.7	0	0	2.9	2.9	3.2	0	0	0	8	5.9	1.4	1.2	C81
Non-Hodgkin Lymphoma	5	0	2.1	0	0	0	0	0	0	0	0	0	0	3.8	0	0	16	5.9	0.9	0.8	C82-C85,C96
Immunoproliferative dis.	0	0	0	0	0	0	0	0	0	0	0	0	0	0	0	0	0	0	0	0	C88
Multiple Myeloma	5	0	0	0	0	0	0	0	0	0	0	0	0	7.5	10	6.7	0	0	0.9	0.9	C90
Lymphoid Leukaemia	4	0	2.1	0	1.7	0	0	0	3.4	0	0	0	3.2	0	0	0	0	0	0.7	0.8	C91
Myeloid Leukaemia	3	0	0	0	0	0	0	0	0	0	0	2.9	3.2	0	0	0	0	5.9	0.5	0.5	C92-C94
Leukaemia unspec.	4	0	6.3	0	0	0	0	0	0	0	0	2.9	0	0	0	0	0	0	0.7	0.9	C95
Other & unspecified	4	0	0	0	0	0	0	0	3.4	0	0	0	0	0	0	0	16	5.9	0.7	0.6	Other
All sites Total	495	0	19	4	3	8	8	22	47	95	115	179	197	272	330	240	288	294	86.4	85	All



APPENDIX 95: NUMBER OF NEW CANCER CASES BY SITES AND AGE GROUP, W.P. LABUAN, ALL RESIDENTS, MALES, 2007-2011

Site	All Ages	Age Unk.	0- -4	5- -9	10- -14	15- -19	20- -24	25- -29	30- -34	35- -39	40- -44	45- -49	50- -54	55- -59	60- -64	65- -69	70- -74	75+ +	% of Total	ICD (10th)
Lip	0	0	0	0	0	0	0	0	0	0	0	0	0	0	0	0	0	0	0.00%	C00
Tongue	0	0	0	0	0	0	0	0	0	0	0	0	0	0	0	0	0	0	0.00%	C01-C02
Mouth	0	0	0	0	0	0	0	0	0	0	0	0	0	0	0	0	0	0	0.00%	C03-C06
Salivary glands	0	0	0	0	0	0	0	0	0	0	0	0	0	0	0	0	0	0	0.00%	C07-C08
Tonsil	0	0	0	0	0	0	0	0	0	0	0	0	0	0	0	0	0	0	0.00%	C09
Other Oropharynx	0	0	0	0	0	0	0	0	0	0	0	0	0	0	0	0	0	0	0.00%	C10
Nasopharynx	9	0	0	0	0	0	1	0	0	1	1	0	2	0	3	1	0	0	17.00%	C11
Hypopharynx	0	0	0	0	0	0	0	0	0	0	0	0	0	0	0	0	0	0	0.00%	C12-C13
Pharynx unspec.	0	0	0	0	0	0	0	0	0	0	0	0	0	0	0	0	0	0	0.00%	C14
Oesophagus	2	0	0	0	0	0	0	0	0	0	0	0	0	1	0	0	0	0	3.80%	C15
Stomach	3	0	0	0	0	0	0	0	0	0	0	0	0	1	1	0	1	0	5.70%	C16
Small intestine	0	0	0	0	0	0	0	0	0	0	0	0	0	0	0	0	0	0	0.00%	C17
Colon	5	0	0	0	0	0	0	0	0	0	0	0	0	0	1	1	1	1	9.40%	C18
Rectum	0	0	0	0	0	0	0	0	0	1	0	0	0	0	0	0	0	1	9.40%	C19-C20
Anus	0	0	0	0	0	0	0	0	0	0	0	0	0	0	0	0	0	0	0.00%	C21
Liver	2	0	0	0	0	0	0	0	0	0	0	0	0	0	0	0	0	1	3.80%	C22
Gallbladder etc.	0	0	0	0	0	0	0	0	0	0	0	0	0	0	0	0	0	1	0.00%	C23-C24
Pancreas	2	0	0	0	0	0	0	0	0	0	0	1	0	0	0	0	0	0	3.80%	C25
Nose, sinuses etc.	0	0	0	0	0	0	0	0	0	0	0	0	0	0	0	0	0	0	0.00%	C30-C31
Larynx	1	0	0	0	0	0	0	0	0	0	0	0	0	1	0	0	0	0	1.90%	C32
Trachea, Bronchus, Lung	5	0	0	0	0	0	0	0	0	0	0	0	0	1	2	1	0	1	9.40%	C33-C34
Other Thoracic organs	0	0	0	0	0	0	0	0	0	0	0	0	0	0	0	0	0	0	0.00%	C37-C38
Bone	0	0	0	0	0	0	0	0	0	0	0	0	0	0	0	0	0	0	0.00%	C40-C41
Melanoma of Skin	0	0	0	0	0	0	0	0	0	0	0	0	0	0	0	0	0	0	0.00%	C43
Other Skin	1	0	0	0	0	0	0	0	0	0	0	0	0	0	0	0	1	0	1.90%	C44
Mesothelioma	0	0	0	0	0	0	0	0	0	0	0	0	0	0	0	0	0	0	0.00%	C45
Kaposi sarcoma	0	0	0	0	0	0	0	0	0	0	0	0	0	0	0	0	0	0	0.00%	C46
Connective Soft tissue	0	0	0	0	0	0	0	0	0	0	0	0	0	0	0	0	0	0	0.00%	C47-C49
Breast	0	0	0	0	0	0	0	0	0	0	0	0	0	0	0	0	0	0	0.00%	C50
Penis	0	0	0	0	0	0	0	0	0	0	0	0	0	0	0	0	0	0	0.00%	C60
Prostate	2	0	0	0	0	0	0	0	0	0	0	0	0	0	0	0	1	0	3.80%	C61
Testis	3	0	1	0	0	1	0	0	0	1	0	0	0	0	0	0	0	0	5.70%	C62
Other male genital	0	0	0	0	0	0	0	0	0	0	0	0	0	0	0	0	0	0	0.00%	C63
Kidney	0	0	0	0	0	0	0	0	0	0	0	0	0	0	0	0	0	0	0.00%	C64
Renal Pelvis	0	0	0	0	0	0	0	0	0	0	0	0	0	0	0	0	0	0	0.00%	C65
Ureter	0	0	0	0	0	0	0	0	0	0	0	0	0	0	0	0	0	0	0.00%	C66
Bladder	2	0	0	0	0	0	0	0	0	0	0	0	0	0	0	1	1	0	3.80%	C67
Other Urinary organs	0	0	0	0	0	0	0	0	0	0	0	0	0	0	0	0	0	0	0.00%	C68
Eye	1	0	0	0	0	0	0	0	1	0	0	0	0	0	0	0	0	0	1.90%	C69
Brain, Nervous system	3	0	0	1	0	1	0	0	0	0	0	0	0	0	0	0	0	0	5.70%	C70-C72
Thyroid	0	0	0	0	0	0	0	0	0	0	0	0	0	0	0	0	0	0	0.00%	C73
Adrenal gland	0	0	0	0	0	0	0	0	0	0	0	0	0	0	0	0	0	0	0.00%	C74
Other Endocrine	0	0	0	0	0	0	0	0	0	0	0	0	0	0	0	0	0	0	0.00%	C75
Hodgkin disease	0	0	0	0	0	0	0	0	0	0	0	0	0	0	0	0	0	0	0.00%	C81
Non-Hodgkin lymphoma	5	0	0	0	0	0	0	0	0	1	0	0	2	1	0	1	0	0	9.40%	C82-C85-C96
Immunoproliferative dis.	0	0	0	0	0	0	0	0	0	0	0	0	0	0	0	0	0	0	0.00%	C88
Multiple Myeloma	0	0	0	0	0	0	0	0	0	0	0	0	0	0	0	0	0	0	0.00%	C90
Lymphoid Leukaemia	0	0	0	0	0	0	0	0	0	0	0	0	0	0	0	0	0	0	0.00%	C91
Myeloid Leukaemia	0	0	0	0	0	0	0	0	0	0	0	0	0	0	0	0	0	0	0.00%	C92-C94
Leukaemia unspec.	0	0	0	0	0	0	0	0	0	0	0	0	0	0	0	0	0	0	0.00%	C95
Other & unspecified	2	0	0	0	0	0	0	0	0	0	0	1	0	0	0	0	0	1	3.80%	Other
All sites Total	53	0	1	1	0	2	1	0	1	4	3	4	4	7	8	7	5	5	100.00%	All



APPENDIX 96: NUMBER OF NEW CANCER CASES BY SITES AND AGE GROUP, W.P. LABUAN, ALL RESIDENTS, FEMALES, 2007-2011

Site	All Ages	Age Unk.	0- -4	5- -9	10- -14	15- -19	20- -24	25- -29	30- -34	35- -39	40- -44	45- -49	50- -54	55- -59	60- -64	65- -69	70- -74	75+ -79	% of Total	IOD (10th)
Lip	1	0	0	0	0	0	0	0	0	0	0	0	0	0	0	0	0	1	2.00%	C00
Tongue	0	0	0	0	0	0	0	0	0	0	0	0	0	0	0	0	0	0	0.00%	C01-C02
Mouth	0	0	0	0	0	0	0	0	0	0	0	0	0	0	0	0	0	0	0.00%	C03-C06
Salivary glands	0	0	0	0	0	0	0	0	0	0	0	0	0	0	0	0	0	0	0.00%	C07-C08
Tonsil	0	0	0	0	0	0	0	0	0	0	0	0	0	0	0	0	0	0	0.00%	C09
Other Oropharynx	0	0	0	0	0	0	0	0	0	0	0	0	0	0	0	0	0	0	0.00%	C10
Nasopharynx	1	0	0	0	0	0	0	0	0	0	0	1	0	0	0	0	0	0	2.00%	C11
Hypopharynx	0	0	0	0	0	0	0	0	0	0	0	0	0	0	0	0	0	0	0.00%	C12-C13
Pharynx unspec.	0	0	0	0	0	0	0	0	0	0	0	0	0	0	0	0	0	0	0.00%	C14
Oesophagus	2	0	0	0	0	0	0	0	0	0	0	0	0	2	0	0	0	0	3.90%	C15
Stomach	2	0	0	0	0	0	0	1	0	0	0	0	1	0	0	0	0	0	3.90%	C16
Small intestine	0	0	0	0	0	0	0	0	0	0	0	0	0	0	0	0	0	0	0.00%	C17
Colon	2	0	0	0	0	0	0	0	0	0	0	0	2	0	0	0	0	0	3.90%	C18
Rectum	1	0	0	0	0	0	0	0	0	0	0	0	0	0	1	0	0	0	2.00%	C19-C20
Anus	0	0	0	0	0	0	0	0	0	0	0	0	0	0	0	0	0	0	0.00%	C21
Liver	0	0	0	0	0	0	0	0	0	0	0	0	0	0	0	0	0	0	0.00%	C22
Gallbladder etc.	0	0	0	0	0	0	0	0	0	0	0	0	0	0	0	0	0	0	0.00%	C23-C24
Pancreas	1	0	0	0	0	0	0	0	0	0	0	0	0	0	0	0	1	0	2.00%	C25
Nose, sinuses etc.	0	0	0	0	0	0	0	0	0	0	0	0	0	0	0	0	0	0	0.00%	C30-C31
Larynx	0	0	0	0	0	0	0	0	0	0	0	0	0	0	0	0	0	0	0.00%	C32
Trachea, Bronchus, Lung	1	0	0	0	0	0	0	0	0	0	0	0	0	0	0	1	0	0	2.00%	C33-C34
Other Thoracic organs	0	0	0	0	0	0	0	0	0	0	0	0	0	0	0	0	0	0	0.00%	C37-C38
Bone	0	0	0	0	0	0	0	0	0	0	0	0	0	0	0	0	0	0	0.00%	C40-C41
Melanoma of Skin	0	0	0	0	0	0	0	0	0	0	0	0	0	0	0	0	0	0	0.00%	C43
Other Skin	0	0	0	0	0	0	0	0	0	0	0	0	0	0	0	0	0	0	0.00%	C44
Mesothelioma	0	0	0	0	0	0	0	0	0	0	0	0	0	0	0	0	0	0	0.00%	C45
Kaposi sarcoma	0	0	0	0	0	0	0	0	0	0	0	0	0	0	0	0	0	0	0.00%	C46
Connective Soft tissue	0	0	0	0	0	0	0	0	0	0	0	0	0	0	0	0	0	0	0.00%	C47,C49
Breast	17	0	0	0	0	0	1	0	1	1	1	5	4	3	0	0	1	0	33.30%	C50
Vulva	0	0	0	0	0	0	0	0	0	0	0	0	0	0	0	0	0	0	0.00%	C51
Vagina	0	0	0	0	0	0	0	0	0	0	0	0	0	0	0	0	0	0	0.00%	C52
Cervix Uteri	7	0	0	0	0	0	0	0	2	0	1	1	0	0	0	0	0	1	13.70%	C53
Corpus Uteri	2	0	0	0	0	0	0	0	1	0	0	0	0	0	0	0	1	0	3.90%	C54
Uterus unspec.	0	0	0	0	0	0	0	0	0	0	0	0	0	0	0	0	0	0	0.00%	C55
Ovary	2	0	0	0	0	0	0	0	0	0	0	1	0	0	0	0	0	0	3.90%	C56
Other Female Genital	0	0	0	0	0	0	0	0	0	0	0	0	0	0	0	0	0	0	0.00%	C57
Placenta	0	0	0	0	0	0	0	0	0	0	0	0	0	0	0	0	0	0	0.00%	C58
Kidney	0	0	0	0	0	0	0	0	0	0	0	0	0	0	0	0	0	0	0.00%	C64
Renal Pelvis	0	0	0	0	0	0	0	0	0	0	0	0	0	0	0	0	0	0	0.00%	C65
Ureter	0	0	0	0	0	0	0	0	0	0	0	0	0	0	0	0	0	0	0.00%	C66
Bladder	0	0	0	0	0	0	0	0	0	0	0	0	0	0	0	0	0	0	0.00%	C67
Other Urinary organs	0	0	0	0	0	0	0	0	0	0	0	0	0	0	0	0	0	0	0.00%	C68
Eye	0	0	0	0	0	0	0	0	0	0	0	0	0	0	0	0	0	0	0.00%	C69
Brain, Nervous system	1	0	0	0	0	0	0	0	0	0	0	1	0	0	0	0	0	0	2.00%	C70-C72
Thyroid	0	0	0	0	0	0	0	0	0	0	0	0	0	0	0	0	0	0	0.00%	C73
Adrenal gland	0	0	0	0	0	0	0	0	0	0	0	0	0	0	0	0	0	0	0.00%	C74
Other Endocrine	0	0	0	0	0	0	0	0	0	0	0	0	0	0	0	0	0	0	0.00%	C75
Hodgkin disease	1	0	0	0	0	0	0	0	1	0	0	0	0	0	0	0	0	0	2.00%	C81
Non-Hodgkin lymphoma	5	0	0	0	1	0	0	0	0	1	2	0	0	1	0	0	0	0	9.80%	C82-C85,C96
Immunoproliferative dis.	0	0	0	0	0	0	0	0	0	0	0	0	0	0	0	0	0	0	0.00%	C88
Multiple Myeloma	0	0	0	0	0	0	0	0	0	0	0	0	0	0	0	0	0	0	0.00%	C90
Lymphoid Leukaemia	0	0	0	0	0	0	0	0	0	0	0	0	0	0	0	0	0	0	0.00%	C91
Myeloid Leukaemia	4	0	1	0	0	0	0	0	1	0	1	0	0	0	0	1	0	0	7.80%	C92-C94
Leukaemia unspec.	0	0	0	0	0	0	0	0	0	0	0	0	0	0	0	0	0	0	0.00%	C95
Other & unspecified	1	0	0	0	0	0	0	0	0	1	0	0	0	0	0	0	0	0	2.00%	Other
All sites Total	51	0	1	0	1	0	1	1	4	5	5	9	7	7	3	2	3	2	100.00%	All



APPENDIX 97: CANCER INCIDENCE BY SITES AND AGE GROUP, W.P. LABUAN, ALL RESIDENTS, MALES, 2007-2011

Site	All Ages	Age Unk.	0- -4	5- -9	10- -14	15- -19	20- -24	25- -29	30- -34	35- -39	40- -44	45- -49	50- -54	55- -59	60- -64	65- -69	70- -74	75+ -	Crude Rate	ASR World	ICD (10th)
Lip	0	0	0	0	0	0	0	0	0	0	0	0	0	0	0	0	0	0	0	0	C00
Tongue	0	0	0	0	0	0	0	0	0	0	0	0	0	0	0	0	0	0	0	0	C01-C02
Mouth	0	0	0	0	0	0	0	0	0	0	0	0	0	0	0	0	0	0	0	0	C03-C06
Salivary glands	0	0	0	0	0	0	0	0	0	0	0	0	0	0	0	0	0	0	0	0	C07-C08
Tonsil	0	0	0	0	0	0	0	0	0	0	0	0	0	0	0	0	0	0	0	0	C09
Other Oropharynx	0	0	0	0	0	0	0	0	0	0	0	0	0	0	0	0	0	0	0	0	C10
Nasopharynx	9	0	0	0	0	0	4.5	0	0	8	8.3	0	25	0	100	50	0	0	4.5	8.1	C11
Hypopharynx	0	0	0	0	0	0	0	0	0	0	0	0	0	0	0	0	0	0	0	0	C12-C13
Pharynx unspec.	0	0	0	0	0	0	0	0	0	0	0	0	0	0	0	0	0	0	0	0	C14
Oesophagus	2	0	0	0	0	0	0	0	0	0	0	0	0	0	0	0	0	1	1.3	3.5	C15
Stomach	3	0	0	0	0	0	0	0	0	0	0	0	0	20	33.3	0	66.7	1.5	3.5	6	C16
Small intestine	0	0	0	0	0	0	0	0	0	0	0	0	0	0	0	0	0	0	0	0	C17
Colon	5	0	0	0	0	0	0	0	0	0	8.3	0	0	0	33.3	50	66.7	2.5	6	18	C18
Rectum	5	0	0	0	0	0	0	0	0	8	0	0	0	20	33.3	50	66.7	2.5	5.4	6	C19-C20
Anus	0	0	0	0	0	0	0	0	0	0	0	0	0	0	0	0	0	0	0	0	C21
Liver	2	0	0	0	0	0	0	0	0	0	0	8.7	0	0	0	0	66.7	1	1.9	0	C22
Gallbladder etc.	0	0	0	0	0	0	0	0	0	0	0	0	0	0	0	0	0	0	0	0	C23-C24
Pancreas	2	0	0	0	0	0	0	0	0	0	8.3	0	0	0	0	0	0	1	1	0	C25
Nose, sinuses etc.	0	0	0	0	0	0	0	0	0	0	0	0	0	0	0	0	0	0	0	0	C30-C31
Larynx	1	0	0	0	0	0	0	0	0	0	0	0	0	20	0	0	0	0.5	0.8	0	C32
Trachea, Bronchus, Lung	5	0	0	0	0	0	0	0	0	0	0	0	0	20	66.7	50	66.7	2.5	6.3	0	C33-C34
Other Thoracic organs	0	0	0	0	0	0	0	0	0	0	0	0	0	0	0	0	0	0	0	0	C37-C38
Bone	0	0	0	0	0	0	0	0	0	0	0	0	0	0	0	0	0	0	0	0	C40-C41
Melanoma of Skin	0	0	0	0	0	0	0	0	0	0	0	0	0	0	0	0	66.7	0	1.3	0	C43
Other Skin	1	0	0	0	0	0	0	0	0	0	0	0	0	0	0	0	0	0.5	0	0	C44
Mesothelioma	0	0	0	0	0	0	0	0	0	0	0	0	0	0	0	0	0	0	0	0	C45
Kaposi sarcoma	0	0	0	0	0	0	0	0	0	0	0	0	0	0	0	0	0	0	0	0	C46
Connective Soft tissue	0	0	0	0	0	0	0	0	0	0	0	0	0	0	0	0	0	0	0	0	C47-C49
Breast	0	0	0	0	0	0	0	0	0	0	0	0	0	0	0	0	0	0	0	0	C50
Penis	0	0	0	0	0	0	0	0	0	0	0	0	0	0	0	0	0	0	0	0	C60
Prostate	2	0	0	0	0	0	0	0	0	0	0	0	0	0	0	50	66.7	1	2.8	0	C61
Testis	3	0	4.3	0	0	5.4	0	0	0	8	0	0	0	0	0	0	0	1.5	1.5	0	C62
Other male genital	0	0	0	0	0	0	0	0	0	0	0	0	0	0	0	0	0	0	0	0	C63
Kidney	0	0	0	0	0	0	0	0	0	0	0	0	0	0	0	0	0	0	0	0	C64
Renal Pelvis	0	0	0	0	0	0	0	0	0	0	0	0	0	0	0	0	0	0	0	0	C65
Ureter	0	0	0	0	0	0	0	0	0	0	0	0	0	0	0	0	0	0	0	0	C66
Bladder	2	0	0	0	0	0	0	0	0	0	0	0	0	0	0	50	66.7	1	2.8	0	C67
Other Urinary organs	0	0	0	0	0	0	0	0	0	0	0	0	0	0	0	0	0	0	0	0	C68
Eye	1	0	0	0	0	0	0	0	6.9	0	0	0	0	0	0	0	0	0.5	0.4	0	C69
Brain, Nervous system	3	0	0	4.9	0	5.4	0	0	0	0	0	0	0	20	0	0	0	1.5	1.8	0	C70-C72
Thyroid	0	0	0	0	0	0	0	0	0	0	0	0	0	0	0	0	0	0	0	0	C73
Adrenal gland	0	0	0	0	0	0	0	0	0	0	0	0	0	0	0	0	0	0	0	0	C74
Other Endocrine	0	0	0	0	0	0	0	0	0	0	0	0	0	0	0	0	0	0	0	0	C75
Hodgkin disease	0	0	0	0	0	0	0	0	0	0	0	0	0	0	0	0	0	0	0	0	C81
Non-Hodgkin lymphoma	5	0	0	0	0	0	0	0	0	8	0	0	25	0	0	50	0	2.5	4	0	C82-C85;C96
Immunoproliferative dis.	0	0	0	0	0	0	0	0	0	0	0	0	0	0	0	0	0	0	0	0	C88
Multiple Myeloma	0	0	0	0	0	0	0	0	0	0	0	0	0	0	0	0	0	0	0	0	C90
Lymphoid Leukaemia	0	0	0	0	0	0	0	0	0	0	0	0	0	0	0	0	0	0	0	0	C91
Myeloid Leukaemia	0	0	0	0	0	0	0	0	0	0	0	0	0	0	0	0	0	0	0	0	C92-C94
Leukaemia unspec.	0	0	0	0	0	0	0	0	0	0	0	0	0	0	0	0	0	0	0	0	C95
Other & unspecified	2	0	0	0	0	0	0	0	0	0	0	8.7	0	0	0	0	0	66.7	1	1.9	Other
All sites Total	53	0	4	5	0	11	5	0	7	32	25	35	50	140	267	350	333	333	26.5	50.9	All



APPENDIX 98: CANCER INCIDENCE BY SITES AND AGE GROUP, W.P. LABUAN, ALL RESIDENTS, FEMALES, 2007-2011

Site	All Ages	Age Unk.	0- -4	5- -9	10- -14	15- -19	20- -24	25- -29	30- -34	35- -39	40- -44	45- -49	50- -54	55- -59	60- -64	65- -69	70- -74	75+ -	Crude Rate	ASR World	ICD (10th)
Lip	1	0	0	0	0	0	0	0	0	0	0	0	0	0	0	0	0	50	0.5	1	C00
Tongue	0	0	0	0	0	0	0	0	0	0	0	0	0	0	0	0	0	0	0	0	C01-C02
Mouth	0	0	0	0	0	0	0	0	0	0	0	0	0	0	0	0	0	0	0	0	C03-C06
Salivary glands	0	0	0	0	0	0	0	0	0	0	0	0	0	0	0	0	0	0	0	0	C07-C08
Tonsil	0	0	0	0	0	0	0	0	0	0	0	0	0	0	0	0	0	0	0	0	C09
Other Oropharynx	0	0	0	0	0	0	0	0	0	0	0	0	0	0	0	0	0	0	0	0	C10
Nasopharynx	1	0	0	0	0	0	0	0	0	0	0	11.1	0	0	0	0	0	0	0.5	0.7	C11
Hypopharynx	0	0	0	0	0	0	0	0	0	0	0	0	0	0	0	0	0	0	0	0	C12-C13
Pharynx unspec.	0	0	0	0	0	0	0	0	0	0	0	0	0	0	0	0	0	0	0	0	C14
Oesophagus	2	0	0	0	0	0	0	0	0	0	0	0	0	50	0	0	0	0	1.1	2	C15
Stomach	0	0	0	0	0	0	4.3	0	0	0	0	0	11.8	0	0	0	0	0	1.1	0.9	C16
Small intestine	2	0	0	0	0	0	0	0	0	0	0	0	23.5	0	0	0	0	0	1.1	1.2	C17
Colon	0	0	0	0	0	0	0	0	0	0	0	0	0	0	0	0	0	0	0.5	1.6	C18
Rectum	1	0	0	0	0	0	0	0	0	0	0	0	0	0	40	0	0	0	0	0	C19-C20
Anus	0	0	0	0	0	0	0	0	0	0	0	0	0	0	0	0	0	0	0	0	C21
Liver	0	0	0	0	0	0	0	0	0	0	0	0	0	0	0	0	0	0	0	0	C22
Gallbladder etc.	0	0	0	0	0	0	0	0	0	0	0	0	0	0	0	0	0	0	0	0	C23-C24
Pancreas	1	0	0	0	0	0	0	0	0	0	0	0	0	0	0	0	100	0	0.5	2	C25
Nose, sinuses etc.	0	0	0	0	0	0	0	0	0	0	0	0	0	0	0	0	0	0	0	0	C30-C31
Larynx	0	0	0	0	0	0	0	0	0	0	0	0	0	0	0	0	0	0	0	0	C32
Trachea, Bronchus, Lung	1	0	0	0	0	0	0	0	0	0	0	0	0	0	0	50	0	0	0.5	1.5	C33-C34
Other Thoracic organs	0	0	0	0	0	0	0	0	0	0	0	0	0	0	0	0	0	0	0	0	C37-C38
Bone	0	0	0	0	0	0	0	0	0	0	0	0	0	0	0	0	0	0	0	0	C40-C41
Melanoma of Skin	0	0	0	0	0	0	0	0	0	0	0	0	0	0	0	0	0	0	0	0	C43
Other Skin	0	0	0	0	0	0	0	0	0	0	0	0	0	0	0	0	0	0	0	0	C44
Mesothelioma	0	0	0	0	0	0	0	0	0	0	0	0	0	0	0	0	0	0	0	0	C45
Kaposi sarcoma	0	0	0	0	0	0	0	0	0	0	0	0	0	0	0	0	0	0	0	0	C46
Connective, Soft tissue	0	0	0	0	0	0	0	0	0	0	0	0	0	0	0	0	0	0	0	0	C47-C49
Breast	17	0	0	0	0	0	4.7	0	7.4	8	9.5	55.6	47.1	75	0	0	100	0	8.9	12.6	C50
Vulva	0	0	0	0	0	0	0	0	0	0	0	0	0	0	0	0	0	0	0	0	C51
Vagina	0	0	0	0	0	0	0	0	0	0	0	0	0	0	0	0	0	0	0	0	C52
Cervix Uteri	7	0	0	0	0	0	0	0	0	0	0	0	0	0	0	0	0	50	3.7	6.3	C53
Corpus Uteri	2	0	0	0	0	0	0	0	14.8	0	9.5	11.1	0	0	80	0	100	0	1.1	2.5	C54
Uterus unspec.	0	0	0	0	0	0	0	0	0	0	0	0	0	0	0	0	0	0	0	0	C55
Ovary	2	0	0	0	0	0	0	0	0	0	0	11.1	0	25	0	0	0	0	1.1	1.7	C56
Other Female Genital	0	0	0	0	0	0	0	0	0	0	0	0	0	0	0	0	0	0	0	0	C57
Placenta	0	0	0	0	0	0	0	0	0	0	0	0	0	0	0	0	0	0	0	0	C58
Kidney	0	0	0	0	0	0	0	0	0	0	0	0	0	0	0	0	0	0	0	0	C64
Renal Pelvis	0	0	0	0	0	0	0	0	0	0	0	0	0	0	0	0	0	0	0	0	C65
Ureter	0	0	0	0	0	0	0	0	0	0	0	0	0	0	0	0	0	0	0	0	C66
Bladder	0	0	0	0	0	0	0	0	0	0	0	0	0	0	0	0	0	0	0	0	C67
Other Urinary organs	0	0	0	0	0	0	0	0	0	0	0	0	0	0	0	0	0	0	0	0	C68
Eye	0	0	0	0	0	0	0	0	0	0	0	0	0	0	0	0	0	0	0	0	C69
Brain, Nervous system	1	0	0	0	0	0	0	0	0	0	0	11.1	0	0	0	0	0	0	0.5	0.7	C70-C72
Thyroid	0	0	0	0	0	0	0	0	0	0	0	0	0	0	0	0	0	0	0	0	C73
Adrenal gland	0	0	0	0	0	0	0	0	0	0	0	0	0	0	0	0	0	0	0	0	C74
Other Endocrine	0	0	0	0	0	0	0	0	0	0	0	0	0	0	0	0	0	0	0	0	C75
Hodgkin disease	1	0	0	0	0	0	0	0	7.4	0	0	0	0	25	0	0	0	0	0.5	0.4	C81
Non-Hodgkin lymphoma	5	0	0	0	5.1	0	0	0	0	8	19.1	0	0	0	0	0	0	0	2.6	3.1	C82-C85;C96
Immunoproliferative dis.	0	0	0	0	0	0	0	0	0	0	0	0	0	0	0	0	0	0	0	0	C88
Multiple Myeloma	0	0	0	0	0	0	0	0	0	0	0	0	0	0	0	0	0	0	0	0	C90
Lymphoid Leukaemia	0	0	0	0	0	0	0	0	0	0	0	0	0	0	0	0	0	0	0	0	C91
Myeloid Leukaemia	4	0	4.8	0	0	0	0	0	0	8	9.5	0	0	0	0	50	0	0	2.1	3.1	C92-C94
Leukaemia unspec.	1	0	0	0	0	0	0	0	0	0	0	0	0	0	0	0	0	0	0	0	C95
Other & unspecified	0	0	0	0	0	0	0	0	0	8	0	0	0	0	0	0	0	0	0.5	0.5	Other
All sites Total	51	0	5	0	5	0	5	4	30	40	48	100	82	175	120	100	300	100	26.8	41.7	All



APPENDIX 99: MORPHOLOGICALLY VERIFIED CASES BY HISTOLOGY TYPES, ALL SITES, MALAYSIA, 2007-2011

ICD10	Sites	Histology	No.	%
C00	LIP	8010 Carcinoma, NOS	4	4.7
		8051 Verrucous carcinoma, NOS	1	1.2
		8070 Squamous cell carcinoma, NOS	65	76.5
		8071 Squamous cell carcinoma, keratinizing, NOS	2	2.4
		8140 Adenocarcinoma, NOS	4	4.7
		8147 Basal cell adenocarcinoma	1	1.2
		8200 Adenoid cystic carcinoma	3	3.5
		8430 Mucoepidermoid carcinoma	1	1.2
		8480 Mucinous adenocarcinoma	1	1.2
		8550 Acinar cell carcinoma	1	1.2
		8800 Sarcoma, NOS	1	1.2
		8850 Liposarcoma, NOS	1	1.2
			85	100.0
C01-C02	TONGUE	8001 Tumor cells, malignant	1	0.1
		8010 Carcinoma, NOS	38	4.4
		8011 Epithelioma, malignant	1	0.1
		8020 Carcinoma, undifferentiated, NOS	25	2.9
		8032 Spindle cell carcinoma, NOS	2	0.2
		8050 Papillary carcinoma, NOS	1	0.1
		8051 Verrucous carcinoma, NOS	3	0.4
		8070 Squamous cell carcinoma, NOS	729	85.4
		8071 Squamous cell carcinoma, keratinizing, NOS	9	1.1
		8072 Squamous cell carcinoma, large cell, nonkeratinizing, NOS	2	0.2
		8073 Squamous cell carcinoma, small cell, nonkeratinizing	1	0.1
		8075 Squamous cell carcinoma, adenoid	5	0.6
		8140 Adenocarcinoma, NOS	25	2.9
		8200 Adenoid cystic carcinoma	1	0.1
		8260 Papillary adenocarcinoma, NOS	1	0.1
		8430 Mucoepidermoid carcinoma	2	0.2
		8550 Acinar cell carcinoma	1	0.1
		8560 Adenosquamous carcinoma	1	0.1
		8810 Fibrosarcoma, NOS	2	0.2
		8852 Myxoid liposarcoma	1	0.1
		8900 Rhabdomyosarcoma, NOS	1	0.1
		8980 Carcinosarcoma, NOS	2	0.2
			854	100.0
C03-C06	MOUTH	8001 Tumor cells, malignant	1	0.1
		8010 Carcinoma, NOS	34	3.7
		8020 Carcinoma, undifferentiated, NOS	27	3.0
		8032 Spindle cell carcinoma, NOS	1	0.1
		8051 Verrucous carcinoma, NOS	7	0.8
		8070 Squamous cell carcinoma, NOS	710	77.8
		8071 Squamous cell carcinoma, keratinizing, NOS	11	1.2
		8072 Squamous cell carcinoma, large cell, nonkeratinizing, NOS	5	0.5
		8073 Squamous cell carcinoma, small cell, nonkeratinizing	3	0.3
		8075 Squamous cell carcinoma, adenoid	2	0.2
		8076 Squamous cell carcinoma, microinvasive	1	0.1
		8082 Lymphoepithelial carcinoma	1	0.1
		8083 Basaloid squamous cell carcinoma	1	0.1
		8140 Adenocarcinoma, NOS	38	4.2
		8147 Basal cell adenocarcinoma	1	0.1
		8200 Adenoid cystic carcinoma	18	2.0
		8263 Adenocarcinoma in tubulovillous adenoma	1	0.1
		8310 Clear cell adenocarcinoma, NOS	2	0.2
		8430 Mucoepidermoid carcinoma	26	2.8
		8480 Mucinous adenocarcinoma	1	0.1
		8550 Acinar cell carcinoma	3	0.3
		8560 Adenosquamous carcinoma	1	0.1
		8562 Epithelial-myoepithelial carcinoma	2	0.2
		8800 Sarcoma, NOS	3	0.3
		8802 Giant cell sarcoma	1	0.1
		8830 Malignant fibrous histiocytoma	1	0.1
		8850 Liposarcoma, NOS	2	0.2
		8851 Liposarcoma, well differentiated	1	0.1
		8852 Myxoid liposarcoma	1	0.1
		8920 Alveolar rhabdomyosarcoma	1	0.1
		8940 Mixed tumor, malignant, NOS	1	0.1
		8941 Carcinoma in pleomorphic adenoma	1	0.1
		8980 Carcinosarcoma, NOS	2	0.2
		9170 Lymphangiosarcoma	1	0.1
		9581 Alveolar soft part sarcoma	1	0.1
			913	100.0



C07-C08	SALIVARY GLANDS	8000	Neoplasm, malignant	1	0.2
		8001	Tumor cells, malignant	8	1.6
		8010	Carcinoma, NOS	42	8.6
		8011	Epithelioma, malignant	2	0.4
		8013	Large cell neuroendocrine carcinoma	1	0.2
		8020	Carcinoma, undifferentiated, NOS	21	4.3
		8021	Carcinoma, anaplastic, NOS	1	0.2
		8022	Pleomorphic carcinoma	5	1.0
		8050	Papillary carcinoma, NOS	1	0.2
		8070	Squamous cell carcinoma, NOS	87	17.9
		8071	Squamous cell carcinoma, keratinizing, NOS	1	0.2
		8072	Squamous cell carcinoma, large cell, nonkeratinizing, NOS	3	0.6
		8075	Squamous cell carcinoma, adenoid	1	0.2
		8082	Lymphoepithelial carcinoma	10	2.1
		8140	Adenocarcinoma, NOS	63	12.9
		8147	Basal cell adenocarcinoma	5	1.0
		8200	Adenoid cystic carcinoma	42	8.6
		8201	Cribiform carcinoma, NOS	1	0.2
		8290	Oxyphilic adenocarcinoma	6	1.2
		8310	Clear cell adenocarcinoma, NOS	2	0.4
		8430	Mucoepidermoid carcinoma	65	13.3
		8440	Cystadenocarcinoma, NOS	1	0.2
		8480	Mucinous adenocarcinoma	5	1.0
		8500	Infiltrating duct carcinoma, NOS	1	0.2
		8550	Acinar cell carcinoma	27	5.5
		8560	Adenosquamous carcinoma	1	0.2
		8562	Epithelial-myoepithelial carcinoma	5	1.0
		8802	Giant cell sarcoma	1	0.2
		8830	Malignant fibrous histiocytoma	1	0.2
		8940	Mixed tumor, malignant, NOS	18	3.7
		8941	Carcinoma in pleomorphic adenoma	57	11.7
		8980	Carcinosarcoma, NOS	1	0.2
		8982	Malignant myoepithelioma	1	0.2
				487	100.0
C09	TONSIL	8010	Carcinoma, NOS	9	4.7
		8020	Carcinoma, undifferentiated, NOS	4	2.1
		8052	Papillary squamous cell carcinoma	1	0.5
		8070	Squamous cell carcinoma, NOS	149	77.6
		8071	Squamous cell carcinoma, keratinizing, NOS	4	2.1
		8072	Squamous cell carcinoma, large cell, nonkeratinizing, NOS	4	2.1
		8073	Squamous cell carcinoma, small cell, nonkeratinizing	2	1.0
		8140	Adenocarcinoma, NOS	14	7.3
		8200	Adenoid cystic carcinoma	2	1.0
		8800	Sarcoma, NOS	1	0.5
		8801	Spindle cell sarcoma	1	0.5
		9581	Alveolar soft part sarcoma	1	0.5
				192	100.0
C10	OTHER OROPHARYNX	8010	Carcinoma, NOS	13	11.8
		8020	Carcinoma, undifferentiated, NOS	2	1.8
		8070	Squamous cell carcinoma, NOS	77	70.0
		8072	Squamous cell carcinoma, large cell, nonkeratinizing, NOS	2	1.8
		8076	Squamous cell carcinoma, microinvasive	1	0.9
		8140	Adenocarcinoma, NOS	7	6.4
		8200	Adenoid cystic carcinoma	1	0.9
		8310	Clear cell adenocarcinoma, NOS	1	0.9
		8430	Mucoepidermoid carcinoma	1	0.9
		8890	Leiomyosarcoma, NOS	1	0.9
		8980	Carcinosarcoma, NOS	3	2.7
		9120	Hemangiosarcoma	1	0.9
				110	100.0
C11	NASOPHARYNX	8000	Neoplasm, malignant	1	0.0
		8001	Tumor cells, malignant	3	0.1
		8002	Malignant tumor, small cell type	1	0.0
		8010	Carcinoma, NOS	887	17.7
		8020	Carcinoma, undifferentiated, NOS	2,143	42.7
		8021	Carcinoma, anaplastic, NOS	4	0.1
		8022	Pleomorphic carcinoma	1	0.0
		8032	Spindle cell carcinoma, NOS	5	0.1
		8033	Pseudosarcomatous carcinoma	1	0.0
		8050	Papillary carcinoma, NOS	22	0.4
		8070	Squamous cell carcinoma, NOS	594	11.8
		8071	Squamous cell carcinoma, keratinizing, NOS	77	1.5



		8072	Squamous cell carcinoma, large cell, nonkeratinizing, NOS	941	18.7
		8073	Squamous cell carcinoma, small cell, nonkeratinizing	54	1.1
		8075	Squamous cell carcinoma, adenoid	1	0.0
		8082	Lymphoepithelial carcinoma	15	0.3
		8083	Basaloid squamous cell carcinoma	1	0.0
		8120	Transitional cell carcinoma, NOS	1	0.0
		8121	Schneiderian carcinoma	1	0.0
		8140	Adenocarcinoma, NOS	214	4.3
		8200	Adenoid cystic carcinoma	10	0.2
		8230	Solid carcinoma, NOS	1	0.0
		8260	Papillary adenocarcinoma, NOS	2	0.0
		8440	Cystadenocarcinoma, NOS	1	0.0
		8490	Signet ring cell carcinoma	1	0.0
		8800	Sarcoma, NOS	3	0.1
		8840	Myxosarcoma	1	0.0
		8851	Liposarcoma, well differentiated	2	0.0
		8890	Leiomyosarcoma, NOS	1	0.0
		8900	Rhabdomyosarcoma, NOS	3	0.1
		8910	Embryonal rhabdomyosarcoma, NOS	1	0.0
		8920	Alveolar rhabdomyosarcoma	1	0.0
		8980	Carcinosarcoma, NOS	30	0.6
				5,024	100.0
C12-C13	HYPOPHARYNX				
		8010	Carcinoma, NOS	15	6.0
		8020	Carcinoma, undifferentiated, NOS	17	6.7
		8021	Carcinoma, anaplastic, NOS	1	0.4
		8032	Spindle cell carcinoma, NOS	1	0.4
		8052	Papillary squamous cell carcinoma	1	0.4
		8070	Squamous cell carcinoma, NOS	193	76.6
		8071	Squamous cell carcinoma, keratinizing, NOS	4	1.6
		8072	Squamous cell carcinoma, large cell, nonkeratinizing, NOS	9	3.6
		8075	Squamous cell carcinoma, adenoid	1	0.4
		8140	Adenocarcinoma, NOS	9	3.6
		8900	Rhabdomyosarcoma, NOS	1	0.4
				252	100.0
C14	PHARYNX UNSPEC				
		8001	Tumor cells, malignant	1	1.9
		8010	Carcinoma, NOS	4	7.4
		8020	Carcinoma, undifferentiated, NOS	5	9.3
		8070	Squamous cell carcinoma, NOS	32	59.3
		8072	Squamous cell carcinoma, large cell, nonkeratinizing, NOS	2	3.7
		8140	Adenocarcinoma, NOS	7	13.0
		8810	Fibrosarcoma, NOS	1	1.9
		8890	Leiomyosarcoma, NOS	1	1.9
		8910	Embryonal rhabdomyosarcoma, NOS	1	1.9
				54	100.0
C15	OESOPHAGUS				
		8001	Tumor cells, malignant	1	0.1
		8010	Carcinoma, NOS	109	9.5
		8020	Carcinoma, undifferentiated, NOS	32	2.8
		8033	Pseudosarcomatous carcinoma	1	0.1
		8050	Papillary carcinoma, NOS	1	0.1
		8070	Squamous cell carcinoma, NOS	567	49.5
		8071	Squamous cell carcinoma, keratinizing, NOS	7	0.6
		8072	Squamous cell carcinoma, large cell, nonkeratinizing, NOS	11	1.0
		8073	Squamous cell carcinoma, small cell, nonkeratinizing	1	0.1
		8076	Squamous cell carcinoma, microinvasive	1	0.1
		8140	Adenocarcinoma, NOS	381	33.2
		8144	Adenocarcinoma, intestinal type	1	0.1
		8145	Carcinoma, diffuse type	3	0.3
		8200	Adenoid cystic carcinoma	1	0.1
		8240	Carcinoid tumor, NOS	1	0.1
		8246	Neuroendocrine carcinoma, NOS	1	0.1
		8260	Papillary adenocarcinoma, NOS	6	0.5
		8480	Mucinous adenocarcinoma	3	0.3
		8490	Signet ring cell carcinoma	10	0.9
		8560	Adenosquamous carcinoma	3	0.3
		8936	Gastrointestinal stromal sarcoma	2	0.2
		8980	Carcinosarcoma, NOS	3	0.3
				1,146	100.0



C16	STOMACH	8001	Tumor cells, malignant	9	0.3
		8002	Malignant tumor, small cell type	2	0.1
		8003	Malignant tumor, giant cell type	2	0.1
		8010	Carcinoma, NOS	227	6.7
		8011	Epithelioma, malignant	1	0.0
		8020	Carcinoma, undifferentiated, NOS	67	2.0
		8021	Carcinoma, anaplastic, NOS	1	0.0
		8032	Spindle cell carcinoma, NOS	2	0.1
		8070	Squamous cell carcinoma, NOS	92	2.7
		8072	Squamous cell carcinoma, large cell, nonkeratinizing, NOS	3	0.1
		8073	Squamous cell carcinoma, small cell, nonkeratinizing	2	0.1
		8075	Squamous cell carcinoma, adenoid	1	0.0
		8140	Adenocarcinoma, NOS	2,433	72.0
		8141	Scirrhus adenocarcinoma	1	0.0
		8144	Adenocarcinoma, intestinal type	52	1.5
		8145	Carcinoma, diffuse type	62	1.8
		8153	Gastrinoma, malignant	7	0.2
		8211	Tubular adenocarcinoma	3	0.1
		8214	Parietal cell carcinoma	2	0.1
		8240	Carcinoid tumor, NOS	2	0.1
		8246	Neuroendocrine carcinoma, NOS	6	0.2
		8260	Papillary adenocarcinoma, NOS	3	0.1
		8263	Adenocarcinoma in tubulovillous adenoma	2	0.1
		8440	Cystadenocarcinoma, NOS	1	0.0
		8480	Mucinous adenocarcinoma	35	1.0
		8481	Mucin-producing adenocarcinoma	3	0.1
		8490	Signet ring cell carcinoma	137	4.1
		8510	Medullary carcinoma, NOS	2	0.1
		8550	Acinar cell carcinoma	1	0.0
		8560	Adenosquamous carcinoma	5	0.1
		8800	Sarcoma, NOS	4	0.1
		8801	Spindle cell sarcoma	1	0.0
		8810	Fibrosarcoma, NOS	1	0.0
		8830	Malignant fibrous histiocytoma	1	0.0
		8852	Myxoid liposarcoma	1	0.0
		8853	Round cell liposarcoma	1	0.0
		8890	Leiomyosarcoma, NOS	7	0.2
		8936	Gastrointestinal stromal sarcoma	185	5.5
		8941	Carcinoma in pleomorphic adenoma	1	0.0
		8963	Malignant rhabdoid tumor	2	0.1
		8980	Carcinosarcoma, NOS	7	0.2
				3,377	100.0
C17	SMALL INTESTINE	8001	Tumor cells, malignant	1	0.4
		8010	Carcinoma, NOS	23	9.6
		8020	Carcinoma, undifferentiated, NOS	4	1.7
		8021	Carcinoma, anaplastic, NOS	1	0.4
		8070	Squamous cell carcinoma, NOS	3	1.3
		8140	Adenocarcinoma, NOS	138	57.5
		8144	Adenocarcinoma, intestinal type	2	0.8
		8145	Carcinoma, diffuse type	1	0.4
		8153	Gastrinoma, malignant	1	0.4
		8211	Tubular adenocarcinoma	1	0.4
		8240	Carcinoid tumor, NOS	8	3.3
		8245	Adenocarcinoid tumor	1	0.4
		8246	Neuroendocrine carcinoma, NOS	3	1.3
		8260	Papillary adenocarcinoma, NOS	2	0.8
		8480	Mucinous adenocarcinoma	3	1.3
		8800	Sarcoma, NOS	5	2.1
		8890	Leiomyosarcoma, NOS	3	1.3
		8936	Gastrointestinal stromal sarcoma	40	16.7
				240	100.0
C18-C21	COLORECTAL	8001	Tumor cells, malignant	10	0.1
		8003	Malignant tumor, giant cell type	1	0.0
		8004	Malignant tumor, spindle cell type	1	0.0
		8010	Carcinoma, NOS	903	6.7
		8013	Large cell neuroendocrine carcinoma	1	0.0
		8014	Large cell carcinoma with rhabdoid phenotype	1	0.0
		8020	Carcinoma, undifferentiated, NOS	227	1.7
		8021	Carcinoma, anaplastic, NOS	1	0.0
		8050	Papillary carcinoma, NOS	15	0.1
		8051	Verrucous carcinoma, NOS	3	0.0
		8070	Squamous cell carcinoma, NOS	218	1.6
		8071	Squamous cell carcinoma, keratinizing, NOS	1	0.0

8072	Squamous cell carcinoma, large cell, nonkeratinizing, NOS	1	0.0
8075	Squamous cell carcinoma, adenoid	3	0.0
8076	Squamous cell carcinoma, microinvasive	1	0.0
8082	Lymphoepithelial carcinoma	1	0.0
8084	Squamous cell carcinoma, clear cell type	3	0.0
8120	Transitional cell carcinoma, NOS	3	0.0
8123	Basaloid carcinoma	3	0.0
8140	Adenocarcinoma, NOS	11,443	84.8
8141	Scirrhous adenocarcinoma	4	0.0
8144	Adenocarcinoma, intestinal type	18	0.1
8145	Carcinoma, diffuse type	4	0.0
8147	Basal cell adenocarcinoma	2	0.0
8210	Adenocarcinoma in adenomatous polyp	20	0.1
8211	Tubular adenocarcinoma	28	0.2
8215	Adenocarcinoma of anal glands	4	0.0
8220	Adenocarcinoma in adenomatous polyposis	8	0.1
8221	Adenocarcinoma in multiple adenomatous polyps	2	0.0
8240	Carcinoid tumor, NOS	56	0.4
8243	Goblet cell carcinoid	1	0.0
8244	Composite carcinoid	2	0.0
8245	Adenocarcinoid tumor	2	0.0
8246	Neuroendocrine carcinoma, NOS	14	0.1
8260	Papillary adenocarcinoma, NOS	26	0.2
8261	Adenocarcinoma in villous adenoma	6	0.0
8262	Villous adenocarcinoma	10	0.1
8263	Adenocarcinoma in situ tubulovillous adenoma	44	0.3
8310	Clear cell adenocarcinoma, NOS	1	0.0
8430	Mucoepidermoid carcinoma	1	0.0
8440	Cystadenocarcinoma, NOS	7	0.1
8480	Mucinous adenocarcinoma	261	1.9
8481	Mucin-producing adenocarcinoma	7	0.1
8490	Signet ring cell carcinoma	51	0.4
8560	Adenosquamous carcinoma	3	0.0
8573	Adenocarcinoma with apocrine metaplasia	1	0.0
8574	Adenocarcinoma with neuroendocrine differentiation	1	0.0
8720	Malignant melanoma, NOS	11	0.1
8800	Sarcoma, NOS	5	0.0
8804	Epithelioid sarcoma	1	0.0
8821	Aggressive fibromatosis	1	0.0
8851	Liposarcoma, well differentiated	2	0.0
8890	Leiomyosarcoma, NOS	5	0.0
8900	Rhabdomyosarcoma, NOS	1	0.0
8936	Gastrointestinal stromal sarcoma	8	0.1
8941	Carcinoma in pleomorphic adenoma	1	0.0
8980	Carcinosarcoma, NOS	31	0.2
		13,490	100.0

C22

LIVER

8001	Tumor cells, malignant	3	0.1
8010	Carcinoma, NOS	102	3.1
8020	Carcinoma, undifferentiated, NOS	28	0.9
8030	Giant cell and spindle cell carcinoma	1	0.0
8033	Pseudosarcomatous carcinoma	1	0.0
8050	Papillary carcinoma, NOS	2	0.1
8070	Squamous cell carcinoma, NOS	14	0.4
8072	Squamous cell carcinoma, large cell, nonkeratinizing, NOS	1	0.0
8082	Lymphoepithelial carcinoma	1	0.0
8140	Adenocarcinoma, NOS	120	3.7
8160	Cholangiocarcinoma	289	8.9
8161	Bile duct cystadenocarcinoma	3	0.1
8162	Klatskin tumor	32	1.0
8170	Hepatocellular carcinoma, NOS	2,524	77.4
8171	Hepatocellular carcinoma, fibrolamellar	31	1.0
8172	Hepatocellular carcinoma, scirrhous	2	0.1
8180	Combined hepatocellular carcinoma and cholangiocarcinoma	43	1.3
8200	Adenoid cystic carcinoma	1	0.0
8246	Neuroendocrine carcinoma, NOS	6	0.2
8260	Papillary adenocarcinoma, NOS	2	0.1
8310	Clear cell adenocarcinoma, NOS	1	0.0
8480	Mucinous adenocarcinoma	1	0.0
8500	Infiltrating duct carcinoma, NOS	1	0.0
8560	Adenosquamous carcinoma	1	0.0
8800	Sarcoma, NOS	1	0.0
8805	Undifferentiated sarcoma	1	0.0
8852	Myxoid liposarcoma	1	0.0
8890	Leiomyosarcoma, NOS	3	0.1
8891	Epithelioid leiomyosarcoma	1	0.0



		8970	Hepatoblastoma	34	1.0
		8981	Carcinosarcoma, embryonal	1	0.0
		8991	Embryonal sarcoma	1	0.0
		9120	Hemangiosarcoma	4	0.1
		9130	Hemangioendothelioma, malignant	1	0.0
		9170	Lymphangiosarcoma	2	0.1
				3,260	100.0
C23-C24	GALLBLADDER ETC.				
		8001	Tumor cells, malignant	1	0.1
		8010	Carcinoma, NOS	102	13.1
		8011	Epithelioma, malignant	2	0.3
		8020	Carcinoma, undifferentiated, NOS	26	3.3
		8050	Papillary carcinoma, NOS	7	0.9
		8070	Squamous cell carcinoma, NOS	25	3.2
		8140	Adenocarcinoma, NOS	317	40.7
		8141	Scirrhous adenocarcinoma	1	0.1
		8160	Cholangiocarcinoma	274	35.2
		8246	Neuroendocrine carcinoma, NOS	3	0.4
		8260	Papillary adenocarcinoma, NOS	6	0.8
		8262	Villous adenocarcinoma	1	0.1
		8440	Cystadenocarcinoma, NOS	1	0.1
		8480	Mucinous adenocarcinoma	2	0.3
		8490	Signet ring cell carcinoma	1	0.1
		8500	Infiltrating duct carcinoma, NOS	1	0.1
		8503	Intraductal papillary adenocarcinoma with invasion	1	0.1
		8504	Intracystic carcinoma, NOS	1	0.1
		8560	Adenosquamous carcinoma	6	0.8
		8800	Sarcoma, NOS	1	0.1
				779	100.0
C25	PANCREAS				
		8001	Tumor cells, malignant	12	0.8
		8010	Carcinoma, NOS	328	20.9
		8013	Large cell neuroendocrine carcinoma	1	0.1
		8020	Carcinoma, undifferentiated, NOS	93	5.9
		8021	Carcinoma, anaplastic, NOS	2	0.1
		8033	Pseudosarcomatous carcinoma	2	0.1
		8050	Papillary carcinoma, NOS	3	0.2
		8052	Papillary squamous cell carcinoma	1	0.1
		8070	Squamous cell carcinoma, NOS	53	3.4
		8072	Squamous cell carcinoma, large cell, nonkeratinizing, NOS	1	0.1
		8140	Adenocarcinoma, NOS	943	59.9
		8141	Scirrhous adenocarcinoma	2	0.1
		8150	Islet cell carcinoma	4	0.3
		8152	Glucagonoma, malignant	3	0.2
		8154	Mixed islet cell and exocrine adenocarcinoma	4	0.3
		8200	Adenoid cystic carcinoma	3	0.2
		8240	Carcinoid tumor, NOS	4	0.3
		8246	Neuroendocrine carcinoma, NOS	23	1.5
		8260	Papillary adenocarcinoma, NOS	6	0.4
		8263	Adenocarcinoma in tubulovillous adenoma	2	0.1
		8310	Clear cell adenocarcinoma, NOS	1	0.1
		8430	Mucoepidermoid carcinoma	1	0.1
		8440	Cystadenocarcinoma, NOS	10	0.6
		8452	Solid pseudopapillary carcinoma	6	0.4
		8453	Intraductal papillary-mucinous carcinoma, invasive	2	0.1
		8480	Mucinous adenocarcinoma	15	1.0
		8490	Signet ring cell carcinoma	1	0.1
		8500	Infiltrating duct carcinoma, NOS	10	0.6
		8550	Acinar cell carcinoma	8	0.5
		8560	Adenosquamous carcinoma	1	0.1
		8971	Pancreatoblastoma	21	1.3
		8980	Carcinosarcoma, NOS	7	0.4
				1,573	100.0
C30- C31	NOSE, SINUSES ETC.				
		8010	Carcinoma, NOS	31	7.8
		8020	Carcinoma, undifferentiated, NOS	48	12.0
		8050	Papillary carcinoma, NOS	3	0.8
		8070	Squamous cell carcinoma, NOS	155	38.8
		8071	Squamous cell carcinoma, keratinizing, NOS	10	2.5
		8072	Squamous cell carcinoma, large cell, nonkeratinizing, NOS	11	2.8
		8073	Squamous cell carcinoma, small cell, nonkeratinizing	4	1.0
		8074	Squamous cell carcinoma, spindle cell	1	0.3
		8076	Squamous cell carcinoma, microinvasive	1	0.3



		8082	Lymphoepithelial carcinoma	1	0.3
		8083	Basaloid squamous cell carcinoma	1	0.3
		8120	Transitional cell carcinoma, NOS	4	1.0
		8121	Schneiderian carcinoma	9	2.3
		8140	Adenocarcinoma, NOS	43	10.8
		8147	Basal cell adenocarcinoma	7	1.8
		8200	Adenoid cystic carcinoma	23	5.8
		8260	Papillary adenocarcinoma, NOS	2	0.5
		8430	Mucoepidermoid carcinoma	3	0.8
		8510	Medullary carcinoma, NOS	1	0.3
		8720	Malignant melanoma, NOS	3	0.8
		8800	Sarcoma, NOS	5	1.3
		8801	Spindle cell sarcoma	1	0.3
		8803	Small cell sarcoma	1	0.3
		8813	Fascial fibrosarcoma	1	0.3
		8900	Rhabdomyosarcoma, NOS	3	0.8
		8910	Embryonal rhabdomyosarcoma, NOS	1	0.3
		8980	Carcinosarcoma, NOS	3	0.8
		9120	Hemangiosarcoma	2	0.5
		9371	Chondroid chordoma	1	0.3
		9520	Olfactory neurogenic tumor	1	0.3
		9521	Olfactory neurocytoma	2	0.5
		9522	Olfactory neuroblastoma	16	4.0
		9523	Olfactory neuroepithelioma	2	0.5
				400	100.0
C32	LARYNX				
		8000	Neoplasm, malignant	1	0.1
		8001	Tumor cells, malignant	2	0.2
		8004	Malignant tumor, spindle cell type	1	0.1
		8010	Carcinoma, NOS	66	7.1
		8020	Carcinoma, undifferentiated, NOS	27	2.9
		8050	Papillary carcinoma, NOS	5	0.5
		8051	Verrucous carcinoma, NOS	4	0.4
		8052	Papillary squamous cell carcinoma	2	0.2
		8070	Squamous cell carcinoma, NOS	741	80.2
		8071	Squamous cell carcinoma, keratinizing, NOS	8	0.9
		8072	Squamous cell carcinoma, large cell, nonkeratinizing, NOS	11	1.2
		8073	Squamous cell carcinoma, small cell, nonkeratinizing	2	0.2
		8075	Squamous cell carcinoma, adenoid	2	0.2
		8076	Squamous cell carcinoma, microinvasive	1	0.1
		8083	Basaloid squamous cell carcinoma	1	0.1
		8140	Adenocarcinoma, NOS	39	4.2
		8200	Adenoid cystic carcinoma	1	0.1
		8560	Adenosquamous carcinoma	2	0.2
		8800	Sarcoma, NOS	3	0.3
		8810	Fibrosarcoma, NOS	1	0.1
		8890	Leiomyosarcoma, NOS	1	0.1
		8894	Angiomyosarcoma	1	0.1
		8941	Carcinoma in pleomorphic adenoma	1	0.1
		8980	Carcinosarcoma, NOS	1	0.1
				924	100.0
C33- C34	TRACHEA, BRONCHUS, LUNG				
		8000	Neoplasm, malignant	1	0.0
		8001	Tumor cells, malignant	18	0.2
		8002	Malignant tumor, small cell type	2	0.0
		8003	Malignant tumor, giant cell type	2	0.0
		8004	Malignant tumor, spindle cell type	1	0.0
		8010	Carcinoma, NOS	1,165	11.9
		8011	Epithelioma, malignant	20	0.2
		8012	Large cell carcinoma, NOS	114	1.2
		8013	Large cell neuroendocrine carcinoma	8	0.1
		8020	Carcinoma, undifferentiated, NOS	308	3.1
		8021	Carcinoma, anaplastic, NOS	3	0.0
		8030	Giant cell and spindle cell carcinoma	1	0.0
		8032	Spindle cell carcinoma, NOS	7	0.1
		8033	Pseudosarcomatous carcinoma	9	0.1
		8041	Small cell carcinoma, NOS	823	8.4
		8042	Oat cell carcinoma	9	0.1
		8043	Small cell carcinoma, fusiform cell	4	0.0
		8044	Small cell carcinoma, intermediate cell	1	0.0
		8045	Combined small cell carcinoma	38	0.4
		8046	Non-small cell carcinoma	503	5.1
		8050	Papillary carcinoma, NOS	33	0.3
		8051	Verrucous carcinoma, NOS	1	0.0
		8052	Papillary squamous cell carcinoma	1	0.0



8070	Squamous cell carcinoma, NOS	1,909	19.4
8071	Squamous cell carcinoma, keratinizing, NOS	12	0.1
8072	Squamous cell carcinoma, large cell, nonkeratinizing, NOS	37	0.4
8073	Squamous cell carcinoma, small cell, nonkeratinizing	18	0.2
8074	Squamous cell carcinoma, spindle cell	2	0.0
8075	Squamous cell carcinoma, adenoid	8	0.1
8082	Lymphoepithelial carcinoma	1	0.0
8083	Basaloid squamous cell carcinoma	1	0.0
8140	Adenocarcinoma, NOS	4,445	45.2
8141	Scirrhous adenocarcinoma	3	0.0
8147	Basal cell adenocarcinoma	1	0.0
8200	Adenoid cystic carcinoma	6	0.1
8240	Carcinoid tumor, NOS	11	0.1
8246	Neuroendocrine carcinoma, NOS	18	0.2
8249	Atypical carcinoid tumor	2	0.0
8250	Bronchiolo-alveolar adenocarcinoma, NOS	138	1.4
8251	Alveolar adenocarcinoma	5	0.1
8252	Bronchiolo-alveolar carcinoma, non-mucinous	3	0.0
8253	Bronchiolo-alveolar carcinoma, mucinous	2	0.0
8260	Papillary adenocarcinoma, NOS	28	0.3
8310	Clear cell adenocarcinoma, NOS	10	0.1
8430	Mucoepidermoid carcinoma	4	0.0
8440	Cystadenocarcinoma, NOS	1	0.0
8480	Mucinous adenocarcinoma	11	0.1
8481	Mucin-producing adenocarcinoma	1	0.0
8490	Signet ring cell carcinoma	2	0.0
8510	Medullary carcinoma, NOS	1	0.0
8560	Adenosquamous carcinoma	24	0.2
8570	Adenocarcinoma with squamous metaplasia	2	0.0
8574	Adenocarcinoma with neuroendocrine differentiation	1	0.0
8800	Sarcoma, NOS	7	0.1
8803	Small cell sarcoma	1	0.0
8830	Malignant fibrous histiocytoma	1	0.0
8850	Liposarcoma, NOS	1	0.0
8851	Liposarcoma, well differentiated	1	0.0
8854	Pleomorphic liposarcoma	1	0.0
8890	Leiomyosarcoma, NOS	1	0.0
8900	Rhabdomyosarcoma, NOS	4	0.0
8963	Malignant rhabdoid tumor	1	0.0
8972	Pulmonary blastoma	2	0.0
8980	Carcinosarcoma, NOS	22	0.2
9130	Hemangioendothelioma, malignant	1	0.0
9133	Epithelioid hemangioendothelioma, malignant	2	0.0
9364	Peripheral neuroectodermal tumor	1	0.0
9580	Granular cell tumor, malignant	1	0.0
		9,826	100.0

C37-C38

OTHER THORACIC ORGANS

8001	Tumor cells, malignant	5	1.8
8002	Malignant tumor, small cell type	1	0.4
8010	Carcinoma, NOS	17	6.0
8013	Large cell neuroendocrine carcinoma	1	0.4
8020	Carcinoma, undifferentiated, NOS	4	1.4
8050	Papillary carcinoma, NOS	1	0.4
8070	Squamous cell carcinoma, NOS	24	8.5
8072	Squamous cell carcinoma, large cell, nonkeratinizing, NOS	1	0.4
8082	Lymphoepithelial carcinoma	1	0.4
8140	Adenocarcinoma, NOS	102	35.9
8141	Scirrhous adenocarcinoma	1	0.4
8231	Carcinoma simplex	1	0.4
8240	Carcinoid tumor, NOS	1	0.4
8246	Neuroendocrine carcinoma, NOS	6	2.1
8260	Papillary adenocarcinoma, NOS	5	1.8
8490	Signet ring cell carcinoma	1	0.4
8560	Adenosquamous carcinoma	1	0.4
8580	Thymoma, malignant, NOS	57	20.1
8581	Thymoma, type A, malignant	1	0.4
8584	Thymoma, type B2, malignant	2	0.7
8586	Thymic carcinoma, NOS	8	2.8
8589	Carcinoma showing thymus-like element	1	0.4
8800	Sarcoma, NOS	3	1.1
8805	Undifferentiated sarcoma	1	0.4
8830	Malignant fibrous histiocytoma	1	0.4
8900	Rhabdomyosarcoma, NOS	2	0.7
8980	Carcinosarcoma, NOS	1	0.4
9064	Germinoma	10	3.5



		9065	Germ cell tumor, nonseminomatous	1	0.4
		9070	Embryonal carcinoma, NOS	1	0.4
		9071	Yolk sac tumor	5	1.8
		9080	Teratoma, malignant, NOS	3	1.1
		9082	Malignant teratoma, undifferentiated	1	0.4
		9085	Mixed germ cell tumor	9	3.2
		9120	Hemangiosarcoma	1	0.4
		9150	Hemangiopericytoma, malignant	1	0.4
		9540	Malignant peripheral nerve sheath tumor	2	0.7
				284	100.0
C40-C41	BONE				
		8000	Neoplasm, malignant	1	0.1
		8001	Tumor cells, malignant	10	1.2
		8002	Malignant tumor, small cell type	2	0.2
		8004	Malignant tumor, spindle cell type	2	0.2
		8012	Large cell carcinoma, NOS	1	0.1
		8800	Sarcoma, NOS	24	3.0
		8801	Spindle cell sarcoma	5	0.6
		8803	Small cell sarcoma	2	0.2
		8804	Epithelioid sarcoma	1	0.1
		8806	Desmoplastic small round cell tumor	2	0.2
		8810	Fibrosarcoma, NOS	8	1.0
		8812	Periosteal fibrosarcoma	8	1.0
		8830	Malignant fibrous histiocytoma	8	1.0
		8850	Liposarcoma, NOS	12	1.5
		8852	Myxoid liposarcoma	2	0.2
		8854	Pleomorphic liposarcoma	3	0.4
		8890	Leiomyosarcoma, NOS	6	0.7
		8895	Myosarcoma	1	0.1
		8900	Rhabdomyosarcoma, NOS	2	0.2
		8910	Embryonal rhabdomyosarcoma, NOS	1	0.1
		9040	Synovial sarcoma, NOS	8	1.0
		9120	Hemangiosarcoma	1	0.1
		9130	Hemangioendothelioma, malignant	1	0.1
		9133	Epithelioid hemangioendothelioma, malignant	1	0.1
		9180	Osteosarcoma, NOS	403	50.2
		9181	Chondroblastic osteosarcoma	6	0.7
		9182	Fibroblastic osteosarcoma	2	0.2
		9183	Telangiectatic osteosarcoma	1	0.1
		9184	Osteosarcoma in Paget disease of bone	3	0.4
		9185	Small cell osteosarcoma	5	0.6
		9186	Central osteosarcoma	1	0.1
		9192	Parosteal osteosarcoma	1	0.1
		9200	Aggressive osteoblastoma	22	2.7
		9220	Chondrosarcoma, NOS	61	7.6
		9221	Juxtacortical chondrosarcoma	1	0.1
		9230	Chondroblastoma, malignant	2	0.2
		9231	Myxoid chondrosarcoma	4	0.5
		9240	Mesenchymal chondrosarcoma	3	0.4
		9242	Clear cell chondrosarcoma	1	0.1
		9243	Dedifferentiated chondrosarcoma	2	0.2
		9250	Giant cell tumor of bone, malignant	50	6.2
		9251	Malignant giant cell tumor of soft parts	1	0.1
		9260	Ewing sarcoma	81	10.1
		9261	Adamantinoma of long bones	1	0.1
		9270	Odontogenic tumor, malignant	16	2.0
		9310	Ameloblastoma, malignant	11	1.4
		9330	Ameloblastic fibrosarcoma	2	0.2
		9364	Peripheral neuroectodermal tumor	4	0.5
		9370	Chordoma, NOS	4	0.5
		9371	Chondroid chordoma	1	0.1
		9581	Alveolar soft part sarcoma	1	0.1
				802	100.0
C43	MELANOMA OF SKIN				
		8720	Malignant melanoma, NOS	294	91.9
		8721	Nodular melanoma	6	1.9
		8730	Amelanotic melanoma	1	0.3
		8742	Lentigo maligna melanoma	7	2.2
		8744	Acral lentiginous melanoma, malignant	3	0.9
		8745	Desmoplastic melanoma, malignant	2	0.6
		8761	Malignant melanoma in giant pigmented nevus	1	0.3
		8770	Mixed epithelioid and spindle cell melanoma	3	0.9
		8772	Spindle cell melanoma, NOS	2	0.6
		8780	Blue nevus, malignant	1	0.3
				320	100.0



C44	OTHER SKIN	8001	Tumor cells, malignant	3	0.1
		8010	Carcinoma, NOS	56	2.3
		8020	Carcinoma, undifferentiated, NOS	15	0.6
		8021	Carcinoma, anaplastic, NOS	1	0.0
		8022	Pleomorphic carcinoma	5	0.2
		8031	Giant cell carcinoma	1	0.0
		8032	Spindle cell carcinoma, NOS	7	0.3
		8033	Pseudosarcomatous carcinoma	1	0.0
		8050	Papillary carcinoma, NOS	9	0.4
		8051	Verrucous carcinoma, NOS	14	0.6
		8070	Squamous cell carcinoma, NOS	773	31.9
		8071	Squamous cell carcinoma, keratinizing, NOS	13	0.5
		8072	Squamous cell carcinoma, large cell, nonkeratinizing, NOS	15	0.6
		8073	Squamous cell carcinoma, small cell, nonkeratinizing	4	0.2
		8075	Squamous cell carcinoma, adenoid	2	0.1
		8081	Bowen disease	19	0.8
		8082	Lymphoepithelial carcinoma	1	0.0
		8083	Basaloid squamous cell carcinoma	5	0.2
		8090	Basal cell carcinoma, NOS	1,246	51.4
		8091	Multifocal superficial basal cell carcinoma	3	0.1
		8092	Infiltrating basal cell carcinoma, NOS	4	0.2
		8093	Basal cell carcinoma, fibroepithelial	4	0.2
		8094	Basosquamous carcinoma	10	0.4
		8095	Metatypical carcinoma	1	0.0
		8098	Adenoid basal carcinoma	1	0.0
		8102	Trichilemmocarcinoma	2	0.1
		8110	Pilomatrix carcinoma	4	0.2
		8140	Adenocarcinoma, NOS	45	1.9
		8147	Basal cell adenocarcinoma	19	0.8
		8200	Adenoid cystic carcinoma	1	0.0
		8247	Merkel cell carcinoma	6	0.2
		8260	Papillary adenocarcinoma, NOS	1	0.0
		8263	Adenocarcinoma in tubulovillous adenoma	1	0.0
		8310	Clear cell adenocarcinoma, NOS	1	0.0
		8390	Skin appendage carcinoma	5	0.2
		8402	Nodular hidradenoma, malignant	4	0.2
		8403	Malignant eccrine spiradenoma	1	0.0
		8410	Sebaceous adenocarcinoma	25	1.0
		8430	Mucoepidermoid carcinoma	5	0.2
		8480	Mucinous adenocarcinoma	2	0.1
		8542	Paget disease, extramammary	2	0.1
		8550	Acinar cell carcinoma	1	0.0
		8560	Adenosquamous carcinoma	3	0.1
		8562	Epithelial-myoepithelial carcinoma	1	0.0
		8821	Aggressive fibromatosis	1	0.0
		8830	Malignant fibrous histiocytoma	3	0.1
		8832	Dermatofibrosarcoma, NOS	67	2.8
		8833	Pigmented dermatofibrosarcoma protuberans	3	0.1
		8940	Mixed tumor, malignant, NOS	2	0.1
		8980	Carcinosarcoma, NOS	4	0.2
		9364	Peripheral neuroectodermal tumor	1	0.0
				2,423	100.0
C45	MESOTHELIOMA	9050	Mesothelioma, malignant	35	85.4
		9051	Fibrous mesothelioma, malignant	3	7.3
		9053	Mesothelioma, biphasic, malignant	3	7.3
				41	100.0
C46	KAPOSI SARCOMA	9140	Kaposi sarcoma	18	100.0
				18	100.0
C47, C49	CONNECTIVE, SOFT TISSUE	8001	Tumor cells, malignant	3	0.4
		8002	Malignant tumor, small cell type	1	0.1
		8003	Malignant tumor, giant cell type	1	0.1
		8800	Sarcoma, NOS	203	26.0
		8801	Spindle cell sarcoma	12	1.5
		8802	Giant cell sarcoma	7	0.9
		8803	Small cell sarcoma	1	0.1
		8804	Epithelioid sarcoma	8	1.0
		8805	Undifferentiated sarcoma	2	0.3
		8806	Desmoplastic small round cell tumor	3	0.4
		8810	Fibrosarcoma, NOS	46	5.9



8811	Fibromyxosarcoma	7	0.9
8814	Infantile fibrosarcoma	3	0.4
8821	Aggressive fibromatosis	4	0.5
8830	Malignant fibrous histiocytoma	49	6.3
8840	Myxosarcoma	3	0.4
8850	Liposarcoma, NOS	96	12.3
8851	Liposarcoma, well differentiated	9	1.2
8852	Myxoid liposarcoma	26	3.3
8853	Round cell liposarcoma	1	0.1
8854	Pleomorphic liposarcoma	10	1.3
8858	Dedifferentiated liposarcoma	3	0.4
8890	Leiomyosarcoma, NOS	51	6.5
8894	Angiomyosarcoma	2	0.3
8895	Myosarcoma	3	0.4
8900	Rhabdomyosarcoma, NOS	47	6.0
8901	Pleomorphic rhabdomyosarcoma, adult type	10	1.3
8902	Mixed type rhabdomyosarcoma	1	0.1
8910	Embryonal rhabdomyosarcoma, NOS	11	1.4
8920	Alveolar rhabdomyosarcoma	6	0.8
8963	Malignant rhabdoid tumor	1	0.1
8990	Mesenchymoma, malignant	1	0.1
9040	Synovial sarcoma, NOS	23	2.9
9041	Synovial sarcoma, spindle cell	3	0.4
9043	Synovial sarcoma, biphasic	2	0.3
9044	Clear cell sarcoma, NOS	8	1.0
9064	Germinoma	1	0.1
9071	Yolk sac tumor	3	0.4
9080	Teratoma, malignant, NOS	7	0.9
9082	Malignant teratoma, undifferentiated	1	0.1
9085	Mixed germ cell tumor	1	0.1
9120	Hemangiosarcoma	27	3.5
9150	Hemangiopericytoma, malignant	4	0.5
9240	Mesenchymal chondrosarcoma	2	0.3
9251	Malignant giant cell tumor of soft parts	1	0.1
9252	Malignant tenosynovial giant cell tumor	5	0.6
9364	Peripheral neuroectodermal tumor	2	0.3
9370	Chordoma, NOS	2	0.3
9500	Neuroblastoma, NOS	5	0.6
9540	Malignant peripheral nerve sheath tumor	35	4.5
9560	Neurilemoma, malignant	14	1.8
9580	Granular cell tumor, malignant	2	0.3
9581	Alveolar soft part sarcoma	2	0.3
		781	100.0

C50

BREAST

8001	Tumor cells, malignant	11	0.1
8003	Malignant tumor, giant cell type	1	0.0
8004	Malignant tumor, spindle cell type	1	0.0
8010	Carcinoma, NOS	542	3.0
8013	Large cell neuroendocrine carcinoma	1	0.0
8020	Carcinoma, undifferentiated, NOS	71	0.4
8021	Carcinoma, anaplastic, NOS	3	0.0
8022	Pleomorphic carcinoma	3	0.0
8032	Spindle cell carcinoma, NOS	2	0.0
8033	Pseudosarcomatous carcinoma	1	0.0
8034	Polygonal cell carcinoma	1	0.0
8050	Papillary carcinoma, NOS	1	0.0
8052	Papillary squamous cell carcinoma	67	0.4
8070	Squamous cell carcinoma, NOS	1	0.0
8071	Squamous cell carcinoma, keratinizing, NOS	72	0.4
8072	Squamous cell carcinoma, large cell, nonkeratinizing, NOS	1	0.0
8074	Squamous cell carcinoma, spindle cell	1	0.0
8075	Squamous cell carcinoma, adenoid	1	0.0
8076	Squamous cell carcinoma, microinvasive	2	0.0
8123	Basaloid carcinoma	1	0.0
8140	Adenocarcinoma, NOS	328	1.8
8200	Adenoid cystic carcinoma	8	0.0
8201	Cribriform carcinoma, NOS	6	0.0
8210	Adenocarcinoma in adenomatous polyp	1	0.0
8211	Tubular adenocarcinoma	14	0.1
8230	Solid carcinoma, NOS	2	0.0
8246	Neuroendocrine carcinoma, NOS	1	0.0
8251	Alveolar adenocarcinoma	1	0.0
8260	Papillary adenocarcinoma, NOS	6	0.0
8315	Glycogen-rich carcinoma	1	0.0
8430	Mucoepidermoid carcinoma	1	0.0
8440	Cystadenocarcinoma, NOS	2	0.0



		8440	Cystadenocarcinoma, NOS	151	0.8
		8480	Mucinous adenocarcinoma	1	0.0
		8481	Mucin-producing adenocarcinoma	14,882	81.5
		8500	Infiltrating duct carcinoma, NOS	11	0.1
		8501	Comedocarcinoma, NOS	3	0.0
		8502	Secretory carcinoma of breast	64	0.4
		8503	Intraductal papillary adenocarcinoma with invasion	2	0.0
		8504	Intracystic carcinoma, NOS	102	0.6
		8510	Medullary carcinoma, NOS	1	0.0
		8512	Medullary carcinoma with lymphoid stroma	2	0.0
		8513	Atypical medullary carcinoma	267	1.5
		8520	Lobular carcinoma, NOS	1,267	6.9
		8521	Infiltrating ductular carcinoma	116	0.6
		8522	Infiltrating duct and lobular carcinoma	26	0.1
		8523	Infiltrating duct mixed with other types of carcinoma	2	0.0
		8530	Inflammatory carcinoma	8	0.0
		8540	Paget disease, mammary	8	0.0
		8541	Paget disease and infiltrating duct carcinoma	2	0.0
		8543	Paget disease and intraductal carcinoma	1	0.0
		8550	Acinar cell carcinoma	3	0.0
		8560	Adenosquamous carcinoma	1	0.0
		8573	Adenocarcinoma with apocrine metaplasia	5	0.0
		8575	Metaplastic carcinoma, NOS	4	0.0
		8800	Sarcoma, NOS	1	0.0
		8802	Giant cell sarcoma	3	0.0
		8810	Fibrosarcoma, NOS	1	0.0
		8821	Aggressive fibromatosis	1	0.0
		8850	Liposarcoma, NOS	2	0.0
		8851	Liposarcoma, well differentiated	3	0.0
		8852	Myxoid liposarcoma	7	0.0
		8890	Leiomyosarcoma, NOS	1	0.0
		8894	Angiomyosarcoma	2	0.0
		8935	Stromal sarcoma, NOS	57	0.3
		8980	Carcinosarcoma, NOS	94	0.5
		9020	Phyllodes tumor, malignant	2	0.0
		9120	Hemangiosarcoma	18,258	100.0
C51	VULVA				
		8010	Carcinoma, NOS	9	7.3
		8020	Carcinoma, undifferentiated, NOS	2	1.6
		8070	Squamous cell carcinoma, NOS	72	58.5
		8071	Squamous cell carcinoma, keratinizing, NOS	2	1.6
		8072	Squamous cell carcinoma, large cell, nonkeratinizing, NOS	2	1.6
		8083	Basaloid squamous cell carcinoma	1	0.8
		8090	Basal cell carcinoma, NOS	5	4.1
		8140	Adenocarcinoma, NOS	8	6.5
		8200	Adenoid cystic carcinoma	1	0.8
		8430	Mucoepidermoid carcinoma	1	0.8
		8481	Mucin-producing adenocarcinoma	1	0.8
		8542	Paget disease, extramammary	3	2.4
		8560	Adenosquamous carcinoma	1	0.8
		8720	Malignant melanoma, NOS	10	8.1
		8804	Epithelioid sarcoma	2	1.6
		8830	Malignant fibrous histiocytoma	1	0.8
		8890	Leiomyosarcoma, NOS	1	0.8
		9580	Granular cell tumor, malignant	1	0.8
				123	100.0
C52	VAGINA				
		8010	Carcinoma, NOS	11	8.9
		8070	Squamous cell carcinoma, NOS	58	47.2
		8071	Squamous cell carcinoma, keratinizing, NOS	3	2.4
		8072	Squamous cell carcinoma, large cell, nonkeratinizing, NOS	8	6.5
		8073	Squamous cell carcinoma, small cell, nonkeratinizing	2	1.6
		8075	Squamous cell carcinoma, adenoid	1	0.8
		8076	Squamous cell carcinoma, microinvasive	1	0.8
		8083	Basaloid squamous cell carcinoma	1	0.8
		8140	Adenocarcinoma, NOS	21	17.1
		8200	Adenoid cystic carcinoma	1	0.8
		8260	Papillary adenocarcinoma, NOS	2	1.6
		8310	Clear cell adenocarcinoma, NOS	1	0.8
		8440	Cystadenocarcinoma, NOS	1	0.8
		8480	Mucinous adenocarcinoma	1	0.8
		8560	Adenosquamous carcinoma	1	0.8
		8800	Sarcoma, NOS	1	0.8
		8890	Leiomyosarcoma, NOS	1	0.8



		8901	Pleomorphic rhabdomyosarcoma, adult type	1	0.8
		8980	Carcinosarcoma, NOS	4	3.3
		8990	Mesenchymoma, malignant	1	0.8
		9071	Yolk sac tumor	1	0.8
		9364	Peripheral neuroectodermal tumor	1	0.8
				123	100.0
C53	CERVIC UTERI				
		8001	Tumor cells, malignant	3	0.1
		8003	Malignant tumor, giant cell type	1	0.0
		8010	Carcinoma, NOS	244	5.6
		8013	Large cell neuroendocrine carcinoma	4	0.1
		8015	Glassy cell carcinoma	1	0.0
		8020	Carcinoma, undifferentiated, NOS	93	2.2
		8021	Carcinoma, anaplastic, NOS	1	0.0
		8032	Spindle cell carcinoma, NOS	1	0.0
		8033	Pseudosarcomatous carcinoma	1	0.0
		8041	Small cell carcinoma, NOS	1	0.0
		8050	Papillary carcinoma, NOS	14	0.3
		8051	Verrucous carcinoma, NOS	1	0.0
		8052	Papillary squamous cell carcinoma	6	0.1
		8070	Squamous cell carcinoma, NOS	1,673	38.7
		8071	Squamous cell carcinoma, keratinizing, NOS	195	4.5
		8072	Squamous cell carcinoma, large cell, nonkeratinizing, NOS	862	19.9
		8073	Squamous cell carcinoma, small cell, nonkeratinizing	42	1.0
		8074	Squamous cell carcinoma, spindle cell	1	0.0
		8075	Squamous cell carcinoma, adenoid	5	0.1
		8076	Squamous cell carcinoma, microinvasive	37	0.9
		8083	Basaloid squamous cell carcinoma	3	0.1
		8098	Adenoid basal carcinoma	2	0.0
		8123	Basaloid carcinoma	1	0.0
		8140	Adenocarcinoma, NOS	857	19.8
		8200	Adenoid cystic carcinoma	1	0.0
		8231	Carcinoma simplex	1	0.0
		8246	Neuroendocrine carcinoma, NOS	1	0.0
		8260	Papillary adenocarcinoma, NOS	27	0.6
		8262	Villous adenocarcinoma	4	0.1
		8263	Adenocarcinoma in tubulovillous adenoma	2	0.0
		8310	Clear cell adenocarcinoma, NOS	31	0.7
		8320	Granular cell carcinoma	1	0.0
		8380	Endometrioid adenocarcinoma, NOS	47	1.1
		8384	Adenocarcinoma, endocervical type	11	0.3
		8440	Cystadenocarcinoma, NOS	2	0.0
		8480	Mucinous adenocarcinoma	26	0.6
		8481	Mucin-producing adenocarcinoma	1	0.0
		8482	Mucinous adenocarcinoma, endocervical type	1	0.0
		8560	Adenosquamous carcinoma	74	1.7
		8570	Adenocarcinoma with squamous metaplasia	5	0.1
		8800	Sarcoma, NOS	2	0.0
		8810	Fibrosarcoma, NOS	1	0.0
		8890	Leiomyosarcoma, NOS	8	0.2
		8900	Rhabdomyosarcoma, NOS	1	0.0
		8933	Adenosarcoma	2	0.0
		8950	Mullerian mixed tumor	5	0.1
		8980	Carcinosarcoma, NOS	21	0.5
				4,324	100.0
C54	CORPUS UTERI				
		8010	Carcinoma, NOS	121	5.6
		8011	Epithelioma, malignant	1	0.0
		8020	Carcinoma, undifferentiated, NOS	35	1.6
		8021	Carcinoma, anaplastic, NOS	1	0.0
		8022	Pleomorphic carcinoma	1	0.0
		8032	Spindle cell carcinoma, NOS	1	0.0
		8050	Papillary carcinoma, NOS	19	0.9
		8052	Papillary squamous cell carcinoma	1	0.0
		8070	Squamous cell carcinoma, NOS	38	1.8
		8071	Squamous cell carcinoma, keratinizing, NOS	1	0.0
		8072	Squamous cell carcinoma, large cell, nonkeratinizing, NOS	8	0.4
		8073	Squamous cell carcinoma, small cell, nonkeratinizing	2	0.1
		8140	Adenocarcinoma, NOS	780	35.9
		8260	Papillary adenocarcinoma, NOS	17	0.8
		8310	Clear cell adenocarcinoma, NOS	23	1.1
		8320	Granular cell carcinoma	2	0.1
		8380	Endometrioid adenocarcinoma, NOS	955	44.0
		8381	Endometrioid adenofibroma, malignant	8	0.4



		8440	Cystadenocarcinoma, NOS	1	0.0
		8480	Mucinous adenocarcinoma	4	0.2
		8560	Adenosquamous carcinoma	11	0.5
		8570	Adenocarcinoma with squamous metaplasia	2	0.1
		8800	Sarcoma, NOS	9	0.4
		8803	Small cell sarcoma	1	0.0
		8804	Epithelioid sarcoma	1	0.0
		8810	Fibrosarcoma, NOS	2	0.1
		8814	Infantile fibrosarcoma	1	0.0
		8850	Liposarcoma, NOS	1	0.0
		8890	Leiomyosarcoma, NOS	16	0.7
		8930	Endometrial stromal sarcoma, NOS	60	2.8
		8931	Endometrial stromal sarcoma, low grade	12	0.6
		8933	Adenosarcoma	1	0.0
		8935	Stromal sarcoma, NOS	1	0.0
		8940	Mixed tumor, malignant, NOS	1	0.0
		8950	Mullerian mixed tumor	18	0.8
		8951	Mesodermal mixed tumor	1	0.0
		8963	Malignant rhabdoid tumor	1	0.0
		8980	Carcinosarcoma, NOS	13	0.6
				2,171	100.0
C55	UTERUS UNSPEC.				
		8001	Tumor cells, malignant	1	0.2
		8002	Malignant tumor, small cell type	1	0.2
		8010	Carcinoma, NOS	42	7.3
		8020	Carcinoma, undifferentiated, NOS	7	1.2
		8050	Papillary carcinoma, NOS	3	0.5
		8052	Papillary squamous cell carcinoma	2	0.3
		8070	Squamous cell carcinoma, NOS	26	4.5
		8071	Squamous cell carcinoma, keratinizing, NOS	1	0.2
		8072	Squamous cell carcinoma, large cell, nonkeratinizing, NOS	4	0.7
		8073	Squamous cell carcinoma, small cell, nonkeratinizing	1	0.2
		8140	Adenocarcinoma, NOS	195	33.9
		8260	Papillary adenocarcinoma, NOS	7	1.2
		8262	Villous adenocarcinoma	1	0.2
		8310	Clear cell adenocarcinoma, NOS	8	1.4
		8323	Mixed cell adenocarcinoma	1	0.2
		8380	Endometrioid adenocarcinoma, NOS	110	19.1
		8381	Endometrioid adenofibroma, malignant	1	0.2
		8384	Adenocarcinoma, endocervical type	1	0.2
		8440	Cystadenocarcinoma, NOS	1	0.2
		8480	Mucinous adenocarcinoma	7	1.2
		8560	Adenosquamous carcinoma	1	0.2
		8800	Sarcoma, NOS	11	1.9
		8805	Undifferentiated sarcoma	1	0.2
		8840	Myxosarcoma	1	0.2
		8852	Myxoid liposarcoma	1	0.2
		8890	Leiomyosarcoma, NOS	101	17.6
		8891	Epithelioid leiomyosarcoma	1	0.2
		8896	Myxoid leiomyosarcoma	3	0.5
		8900	Rhabdomyosarcoma, NOS	2	0.3
		8901	Pleomorphic rhabdomyosarcoma, adult type	1	0.2
		8933	Adenosarcoma	4	0.7
		8940	Mixed tumor, malignant, NOS	1	0.2
		8950	Mullerian mixed tumor	7	1.2
		8980	Carcinosarcoma, NOS	20	3.5
				575	100.0
C56	OVARY				
		8001	Tumor cells, malignant	21	0.6
		8002	Malignant tumor, small cell type	1	0.0
		8003	Malignant tumor, giant cell type	1	0.0
		8010	Carcinoma, NOS	311	9.1
		8011	Epithelioma, malignant	2	0.1
		8020	Carcinoma, undifferentiated, NOS	89	2.6
		8050	Papillary carcinoma, NOS	12	0.4
		8070	Squamous cell carcinoma, NOS	56	1.6
		8071	Squamous cell carcinoma, keratinizing, NOS	7	0.2
		8072	Squamous cell carcinoma, large cell, nonkeratinizing, NOS	4	0.1
		8075	Squamous cell carcinoma, adenoid	1	0.0
		8076	Squamous cell carcinoma, microinvasive	1	0.0
		8140	Adenocarcinoma, NOS	766	22.5
		8200	Adenoid cystic carcinoma	3	0.1
		8210	Adenocarcinoma in adenomatous polyp	1	0.0
		8211	Tubular adenocarcinoma	1	0.0



	8240	Carcinoid tumor, NOS	3	0.1
	8243	Goblet cell carcinoid	1	0.0
	8246	Neuroendocrine carcinoma, NOS	6	0.2
	8260	Papillary adenocarcinoma, NOS	42	1.2
	8310	Clear cell adenocarcinoma, NOS	225	6.6
	8313	Clear cell adenocarcinofibroma	5	0.1
	8320	Granular cell carcinoma	4	0.1
	8380	Endometrioid adenocarcinoma, NOS	241	7.1
	8381	Endometrioid adenofibroma, malignant	3	0.1
	8384	Adenocarcinoma, endocervical type	1	0.0
	8440	Cystadenocarcinoma, NOS	270	7.9
	8441	Serous cystadenocarcinoma, NOS	356	10.4
	8450	Papillary cystadenocarcinoma, NOS	28	0.8
	8460	Papillary serous cystadenocarcinoma	191	5.6
	8461	Serous surface papillary carcinoma	29	0.9
	8470	Mucinous cystadenocarcinoma, NOS	199	5.8
	8471	Papillary mucinous cystadenocarcinoma	26	0.8
	8480	Mucinous adenocarcinoma	122	3.6
	8481	Mucin-producing adenocarcinoma	2	0.1
	8490	Signet ring cell carcinoma	6	0.2
	8560	Adenosquamous carcinoma	2	0.1
	8562	Epithelial-myoepithelial carcinoma	2	0.1
	8570	Adenocarcinoma with squamous metaplasia	1	0.0
	8600	Thecoma, malignant	1	0.0
	8620	Granulosa cell tumor, malignant	68	2.0
	8621	Granulosa cell-theca cell tumor	2	0.1
	8631	Sertoli-Leydig cell tumor, poorly differentiated	7	0.2
	8640	Sertoli cell carcinoma	3	0.1
	8670	Steroid cell tumor, malignant	2	0.1
	8800	Sarcoma, NOS	2	0.1
	8810	Fibrosarcoma, NOS	1	0.0
	8850	Liposarcoma, NOS	1	0.0
	8890	Leiomyosarcoma, NOS	10	0.3
	8891	Epithelioid leiomyosarcoma	1	0.0
	8935	Stromal sarcoma, NOS	1	0.0
	8940	Mixed tumor, malignant, NOS	2	0.1
	8950	Mullerian mixed tumor	6	0.2
	8951	Mesodermal mixed tumor	3	0.1
	8980	Carcinosarcoma, NOS	10	0.3
	8990	Mesenchymoma, malignant	1	0.0
	9000	Brenner tumor, malignant	2	0.1
	9014	Serous adenocarcinofibroma	3	0.1
	9015	Mucinous adenocarcinofibroma	4	0.1
	9060	Dysgerminoma	27	0.8
	9064	Germinoma	18	0.5
	9065	Germ cell tumor, nonseminomatous	2	0.1
	9070	Embryonal carcinoma, NOS	2	0.1
	9071	Yolk sac tumor	60	1.8
	9080	Teratoma, malignant, NOS	85	2.5
	9082	Malignant teratoma, undifferentiated	2	0.1
	9083	Malignant teratoma, intermediate	1	0.0
	9084	Teratoma with malignant transformation	5	0.1
	9085	Mixed germ cell tumor	13	0.4
	9090	Struma ovarii, malignant	4	0.1
	9100	Choriocarcinoma, NOS	9	0.3
	9101	Choriocarcinoma combined with other germ cell elements	2	0.1
	9110	Mesonephroma, malignant	1	0.0
	9580	Granular cell tumor, malignant	5	0.1
			3,408	100.0
C57	OTHER FEMALE GENITAL			
	8010	Carcinoma, NOS	5	12.8
	8020	Carcinoma, undifferentiated, NOS	1	2.6
	8140	Adenocarcinoma, NOS	14	35.9
	8260	Papillary adenocarcinoma, NOS	1	2.6
	8380	Endometrioid adenocarcinoma, NOS	6	15.4
	8440	Cystadenocarcinoma, NOS	1	2.6
	8441	Serous cystadenocarcinoma, NOS	3	7.7
	8460	Papillary serous cystadenocarcinoma	4	10.3
	8480	Mucinous adenocarcinoma	1	2.6
	9100	Choriocarcinoma, NOS	3	7.7
			39	100.0



C58	PLACENTA	8010	Carcinoma, NOS	1	1.6
		8890	Leiomyosarcoma, NOS	2	3.2
		9100	Choriocarcinoma, NOS	52	83.9
		9101	Choriocarcinoma combined with other germ cell elements	2	3.2
		9104	Placental site trophoblastic tumor	5	8.1
				62	100.0
C60	PENIS	8001	Tumor cells, malignant	1	0.9
		8010	Carcinoma, NOS	8	7.0
		8020	Carcinoma, undifferentiated, NOS	2	1.8
		8051	Verrucous carcinoma, NOS	3	2.6
		8070	Squamous cell carcinoma, NOS	84	73.7
		8071	Squamous cell carcinoma, keratinizing, NOS	3	2.6
		8081	Bowen disease	1	0.9
		8090	Basal cell carcinoma, NOS	2	1.8
		8140	Adenocarcinoma, NOS	4	3.5
		8542	Paget disease, extramammary	2	1.8
		8720	Malignant melanoma, NOS	1	0.9
		8800	Sarcoma, NOS	1	0.9
		8832	Dermatofibrosarcoma, NOS	1	0.9
		8910	Embryonal rhabdomyosarcoma, NOS	1	0.9
				114	100.0
C61	PROSTATE	8001	Tumor cells, malignant	8	0.3
		8010	Carcinoma, NOS	235	7.6
		8011	Epithelioma, malignant	2	0.1
		8020	Carcinoma, undifferentiated, NOS	60	1.9
		8021	Carcinoma, anaplastic, NOS	1	0.0
		8041	Small cell carcinoma, NOS	1	0.0
		8050	Papillary carcinoma, NOS	1	0.0
		8070	Squamous cell carcinoma, NOS	29	0.9
		8072	Squamous cell carcinoma, large cell, nonkeratinizing, NOS	1	0.0
		8120	Transitional cell carcinoma, NOS	20	0.6
		8130	Papillary transitional cell carcinoma	2	0.1
		8140	Adenocarcinoma, NOS	2,645	85.6
		8260	Papillary adenocarcinoma, NOS	1	0.0
		8310	Clear cell adenocarcinoma, NOS	1	0.0
		8320	Granular cell carcinoma	1	0.0
		8480	Mucinous adenocarcinoma	2	0.1
		8490	Signet ring cell carcinoma	2	0.1
		8500	Infiltrating duct carcinoma, NOS	9	0.3
		8550	Acinar cell carcinoma	64	2.1
		8802	Giant cell sarcoma	1	0.0
		8810	Fibrosarcoma, NOS	1	0.0
		8900	Rhabdomyosarcoma, NOS	2	0.1
				3,089	100.0
C62	TESTIS	8001	Tumor cells, malignant	3	0.6
		8010	Carcinoma, NOS	25	5.1
		8020	Carcinoma, undifferentiated, NOS	6	1.2
		8070	Squamous cell carcinoma, NOS	22	4.5
		8140	Adenocarcinoma, NOS	29	5.9
		8480	Mucinous adenocarcinoma	1	0.2
		8550	Acinar cell carcinoma	1	0.2
		8631	Sertoli-Leydig cell tumor, poorly differentiated	2	0.4
		8640	Sertoli cell carcinoma	10	2.0
		8650	Leydig cell tumor, malignant	1	0.2
		8800	Sarcoma, NOS	2	0.4
		8830	Malignant fibrous histiocytoma	1	0.2
		8890	Leiomyosarcoma, NOS	2	0.4
		8900	Rhabdomyosarcoma, NOS	5	1.0
		8910	Embryonal rhabdomyosarcoma, NOS	1	0.2
		8940	Mixed tumor, malignant, NOS	2	0.4
		9061	Seminoma, NOS	144	29.5
		9062	Seminoma, anaplastic	2	0.4
		9063	Spermatocytic seminoma	1	0.2
		9064	Germinoma	69	14.1
		9065	Germ cell tumor, nonseminomatous	5	1.0
		9070	Embryonal carcinoma, NOS	19	3.9
		9071	Yolk sac tumor	41	8.4
		9080	Teratoma, malignant, NOS	49	10.0
		9081	Teratocarcinoma	5	1.0
		9082	Malignant teratoma, undifferentiated	1	0.2



		9085	Mixed germ cell tumor	34	7.0
		9100	Choriocarcinoma, NOS	3	0.6
		9102	Malignant teratoma, trophoblastic	1	0.2
		9120	Hemangiosarcoma	1	0.2
				488	100.0
C63	OTHER MALE GENITAL				
		8010	Carcinoma, NOS	3	9.7
		8020	Carcinoma, undifferentiated, NOS	1	3.2
		8051	Verrucous carcinoma, NOS	1	3.2
		8070	Squamous cell carcinoma, NOS	6	19.4
		8090	Basal cell carcinoma, NOS	2	6.5
		8140	Adenocarcinoma, NOS	7	22.6
		8480	Mucinous adenocarcinoma	1	3.2
		8542	Paget disease, extramammary	2	6.5
		8850	Liposarcoma, NOS	2	6.5
		8858	Dedifferentiated liposarcoma	1	3.2
		8910	Embryonal rhabdomyosarcoma, NOS	1	3.2
		9061	Seminoma, NOS	1	3.2
		9064	Germinoma	1	3.2
		9071	Yolk sac tumor	1	3.2
		9081	Teratocarcinoma	1	3.2
				31	100.0
C64	KIDNEY				
		8000	Neoplasm, malignant	1	0.1
		8001	Tumor cells, malignant	5	0.4
		8010	Carcinoma, NOS	79	6.1
		8020	Carcinoma, undifferentiated, NOS	18	1.4
		8050	Papillary carcinoma, NOS	8	0.6
		8070	Squamous cell carcinoma, NOS	19	1.5
		8071	Squamous cell carcinoma, keratinizing, NOS	1	0.1
		8072	Squamous cell carcinoma, large cell, nonkeratinizing, NOS	2	0.2
		8120	Transitional cell carcinoma, NOS	74	5.7
		8130	Papillary transitional cell carcinoma	4	0.3
		8140	Adenocarcinoma, NOS	39	3.0
		8260	Papillary adenocarcinoma, NOS	15	1.2
		8310	Clear cell adenocarcinoma, NOS	122	9.4
		8312	Renal cell carcinoma, NOS	818	62.8
		8317	Renal cell carcinoma, chromophobe type	4	0.3
		8318	Renal cell carcinoma, sarcomatoid	10	0.8
		8320	Granular cell carcinoma	4	0.3
		8510	Medullary carcinoma, NOS	1	0.1
		8800	Sarcoma, NOS	4	0.3
		8801	Spindle cell sarcoma	1	0.1
		8840	Myxosarcoma	1	0.1
		8850	Liposarcoma, NOS	2	0.2
		8858	Dedifferentiated liposarcoma	1	0.1
		8860	Angiomyolipoma	1	0.1
		8900	Rhabdomyosarcoma, NOS	1	0.1
		8901	Pleomorphic rhabdomyosarcoma, adult type	1	0.1
		8959	Malignant cystic nephroma	2	0.2
		8960	Nephroblastoma, NOS	50	3.8
		8963	Malignant rhabdoid tumor	1	0.1
		8964	Clear cell sarcoma of kidney	7	0.5
		8980	Carcinosarcoma, NOS	2	0.2
		9110	Mesonephroma, malignant	1	0.1
		9364	Peripheral neuroectodermal tumor	3	0.2
				1,302	100.0
C65	RENAL PELVIS				
		8010	Carcinoma, NOS	1	5.0
		8020	Carcinoma, undifferentiated, NOS	1	5.0
		8070	Squamous cell carcinoma, NOS	3	15.0
		8120	Transitional cell carcinoma, NOS	9	45.0
		8130	Papillary transitional cell carcinoma	2	10.0
		8310	Clear cell adenocarcinoma, NOS	2	10.0
		8800	Sarcoma, NOS	1	5.0
		8810	Fibrosarcoma, NOS	1	5.0
				20	100.0
C66	URETER				
		8010	Carcinoma, NOS	2	6.9
		8070	Squamous cell carcinoma, NOS	3	10.3
		8120	Transitional cell carcinoma, NOS	22	75.9
		8130	Papillary transitional cell carcinoma	2	6.9
				29	100.0



C67	BLADDER	8001	Tumor cells, malignant	8	0.4
		8010	Carcinoma, NOS	138	7.5
		8011	Epithelioma, malignant	3	0.2
		8020	Carcinoma, undifferentiated, NOS	51	2.8
		8032	Spindle cell carcinoma, NOS	1	0.1
		8033	Pseudosarcomatous carcinoma	2	0.1
		8050	Papillary carcinoma, NOS	55	3.0
		8052	Papillary squamous cell carcinoma	1	0.1
		8070	Squamous cell carcinoma, NOS	53	2.9
		8071	Squamous cell carcinoma, keratinizing, NOS	3	0.2
		8072	Squamous cell carcinoma, large cell, nonkeratinizing, NOS	3	0.2
		8120	Transitional cell carcinoma, NOS	1,205	65.4
		8122	Transitional cell carcinoma, spindle cell	1	0.1
		8123	Basaloid carcinoma	1	0.1
		8130	Papillary transitional cell carcinoma	146	7.9
		8140	Adenocarcinoma, NOS	135	7.3
		8210	Adenocarcinoma in adenomatous polyp	1	0.1
		8260	Papillary adenocarcinoma, NOS	7	0.4
		8310	Clear cell adenocarcinoma, NOS	3	0.2
		8430	Mucoepidermoid carcinoma	2	0.1
		8440	Cystadenocarcinoma, NOS	1	0.1
		8480	Mucinous adenocarcinoma	3	0.2
		8481	Mucin-producing adenocarcinoma	1	0.1
		8490	Signet ring cell carcinoma	2	0.1
		8550	Acinar cell carcinoma	1	0.1
		8570	Adenocarcinoma with squamous metaplasia	1	0.1
		8800	Sarcoma, NOS	1	0.1
		8804	Epithelioid sarcoma	1	0.1
		8851	Liposarcoma, well differentiated	1	0.1
		8852	Myxoid liposarcoma	1	0.1
		8890	Leiomyosarcoma, NOS	2	0.1
		8900	Rhabdomyosarcoma, NOS	1	0.1
		8910	Embryonal rhabdomyosarcoma, NOS	3	0.2
		8980	Carcinosarcoma, NOS	1	0.1
		9130	Hemangioendothelioma, malignant	1	0.1
		9580	Granular cell tumor, malignant	1	0.1
		9581	Alveolar soft part sarcoma	1	0.1
				1,842	100.0
C68	OTHER URINARY ORGAN	8010	Carcinoma, NOS	4	15.4
		8020	Carcinoma, undifferentiated, NOS	1	3.8
		8050	Papillary carcinoma, NOS	1	3.8
		8070	Squamous cell carcinoma, NOS	2	7.7
		8120	Transitional cell carcinoma, NOS	3	11.5
		8130	Papillary transitional cell carcinoma	1	3.8
		8140	Adenocarcinoma, NOS	12	46.2
		8980	Carcinosarcoma, NOS	2	7.7
				26	100.0
C69	EYE	8001	Tumor cells, malignant	1	0.6
		8003	Malignant tumor, giant cell type	1	0.6
		8010	Carcinoma, NOS	5	3.2
		8011	Epithelioma, malignant	1	0.6
		8020	Carcinoma, undifferentiated, NOS	4	2.6
		8070	Squamous cell carcinoma, NOS	29	18.7
		8140	Adenocarcinoma, NOS	13	8.4
		8147	Basal cell adenocarcinoma	2	1.3
		8200	Adenoid cystic carcinoma	4	2.6
		8430	Mucoepidermoid carcinoma	2	1.3
		8480	Mucinous adenocarcinoma	1	0.6
		8720	Malignant melanoma, NOS	10	6.5
		8900	Rhabdomyosarcoma, NOS	3	1.9
		8901	Pleomorphic rhabdomyosarcoma, adult type	1	0.6
		9120	Hemangiosarcoma	1	0.6
		9150	Hemangiopericytoma, malignant	1	0.6
		9170	Lymphangiosarcoma	1	0.6
		9500	Neuroblastoma, NOS	2	1.3
		9510	Retinoblastoma, NOS	69	44.5
		9511	Retinoblastoma, differentiated	2	1.3
		9512	Retinoblastoma, undifferentiated	1	0.6
		9513	Retinoblastoma, diffuse	1	0.6
				155	100.0



C70-C72

BRAIN, NERVOUS SYSTEM

8001	Tumor cells, malignant	64	3.3
8002	Malignant tumor, small cell type	3	0.2
8003	Malignant tumor, giant cell type	2	0.1
8720	Malignant melanoma, NOS	1	0.1
8800	Sarcoma, NOS	13	0.7
8801	Spindle cell sarcoma	1	0.1
8802	Giant cell sarcoma	2	0.1
8806	Desmoplastic small round cell tumor	2	0.1
8963	Malignant rhabdoid tumor	3	0.2
9060	Dysgerminoma	1	0.1
9064	Germinoma	68	3.5
9070	Embryonal carcinoma, NOS	1	0.1
9071	Yolk sac tumor	4	0.2
9080	Teratoma, malignant, NOS	9	0.5
9081	Teratocarcinoma	2	0.1
9085	Mixed germ cell tumor	6	0.3
9120	Hemangiosarcoma	4	0.2
9130	Hemangioendothelioma, malignant	1	0.1
9150	Hemangiopericytoma, malignant	8	0.4
9170	Lymphangiosarcoma	1	0.1
9364	Peripheral neuroectodermal tumor	8	0.4
9370	Chordoma, NOS	1	0.1
9380	Glioma, malignant	162	8.4
9381	Gliomatosis cerebri	6	0.3
9382	Mixed glioma	11	0.6
9383	Subependymoma	1	0.1
9390	Choroid plexus carcinoma	4	0.2
9391	Ependymoma, NOS	62	3.2
9392	Ependymoma, anaplastic	7	0.4
9393	Papillary ependymoma	4	0.2
9394	Myxopapillary ependymoma	2	0.1
9400	Astrocytoma, NOS	236	12.3
9401	Astrocytoma, anaplastic	52	2.7
9411	Gemistocytic astrocytoma	6	0.3
9420	Fibrillary astrocytoma	8	0.4
9423	Polar spongioblastoma	1	0.1
9430	Astroblastoma	4	0.2
9440	Glioblastoma, NOS	343	17.8
9441	Giant cell glioblastoma	11	0.6
9442	Gliosarcoma	42	2.2
9450	Oligodendroglioma, NOS	57	3.0
9451	Oligodendroglioma, anaplastic	19	1.0
9460	Oligodendroblastoma	4	0.2
9470	Medulloblastoma, NOS	93	4.8
9471	Desmoplastic nodular medulloblastoma	7	0.4
9472	Medullomyoblastoma	3	0.2
9473	Primitive neuroectodermal tumor, NOS	34	1.8
9480	Cerebellar sarcoma, NOS	12	0.6
9490	Ganglioneuroblastoma	2	0.1
9500	Neuroblastoma, NOS	73	3.8
9501	Medulloepithelioma, NOS	1	0.1
9503	Neuroepithelioma, NOS	1	0.1
9505	Ganglioglioma, anaplastic	9	0.5
9508	Atypical teratoid/rhabdoid tumor	6	0.3
9530	Meningioma, malignant	324	16.8
9531	Meningothelial meningioma	15	0.8
9537	Transitional meningioma	2	0.1
9538	Papillary meningioma	10	0.5
9539	Meningeal sarcomatosis	9	0.5
9540	Malignant peripheral nerve sheath tumor	16	0.8
9560	Neurilemoma, malignant	51	2.6
9561	Malignant peripheral nerve sheath tumor with rhabdomyoblastic differentiation	4	0.2
9580	Granular cell tumor, malignant	6	0.3
		1,925	100.0

C73

THYROID

8001	Tumor cells, malignant	1	0.0
8010	Carcinoma, NOS	121	5.4
8011	Epithelioma, malignant	19	0.8
8020	Carcinoma, undifferentiated, NOS	53	2.4
8021	Carcinoma, anaplastic, NOS	51	2.3
8030	Giant cell and spindle cell carcinoma	2	0.1
8032	Spindle cell carcinoma, NOS	1	0.0
8033	Pseudosarcomatous carcinoma	2	0.1



		8050	Papillary carcinoma, NOS	956	42.5
		8051	Verrucous carcinoma, NOS	1	0.0
		8052	Papillary squamous cell carcinoma	11	0.5
		8070	Squamous cell carcinoma, NOS	36	1.6
		8071	Squamous cell carcinoma, keratinizing, NOS	1	0.0
		8073	Squamous cell carcinoma, small cell, nonkeratinizing	1	0.0
		8076	Squamous cell carcinoma, microinvasive	1	0.0
		8140	Adenocarcinoma, NOS	101	4.5
		8190	Trabecular adenocarcinoma	1	0.0
		8241	Enterochromaffin cell carcinoid	1	0.0
		8246	Neuroendocrine carcinoma, NOS	1	0.0
		8260	Papillary adenocarcinoma, NOS	246	10.9
		8263	Adenocarcinoma in tubulovillous adenoma	2	0.1
		8290	Oxyphilic adenocarcinoma	5	0.2
		8330	Follicular adenocarcinoma, NOS	420	18.7
		8331	Follicular adenocarcinoma, well differentiated	4	0.2
		8332	Follicular adenocarcinoma, trabecular	10	0.4
		8335	Follicular carcinoma, minimally invasive	1	0.0
		8340	Papillary carcinoma, follicular variant	139	6.2
		8341	Papillary microcarcinoma	23	1.0
		8346	Mixed medullary-follicular carcinoma	3	0.1
		8350	Nonencapsulated sclerosing carcinoma	2	0.1
		8440	Cystadenocarcinoma, NOS	1	0.0
		8480	Mucinous adenocarcinoma	3	0.1
		8510	Medullary carcinoma, NOS	22	1.0
		8550	Acinar cell carcinoma	1	0.0
		8850	Liposarcoma, NOS	2	0.1
		8980	Carcinosarcoma, NOS	4	0.2
				2,249	100.0
C74	ADRENAL GLAND				
		8000	Neoplasm, malignant	1	1.1
		8010	Carcinoma, NOS	9	10.3
		8011	Epithelioma, malignant	1	1.1
		8020	Carcinoma, undifferentiated, NOS	3	3.4
		8070	Squamous cell carcinoma, NOS	1	1.1
		8140	Adenocarcinoma, NOS	9	10.3
		8260	Papillary adenocarcinoma, NOS	1	1.1
		8370	Adrenal cortical carcinoma	17	19.5
		8510	Medullary carcinoma, NOS	1	1.1
		8700	Pheochromocytoma, malignant	13	14.9
		8850	Liposarcoma, NOS	1	1.1
		9120	Hemangiosarcoma	1	1.1
		9500	Neuroblastoma, NOS	29	33.3
				87	100.0
C75	OTHER ENDOCRINE				
		8001	Tumor cells, malignant	3	2.0
		8010	Carcinoma, NOS	9	5.9
		8020	Carcinoma, undifferentiated, NOS	1	0.7
		8022	Pleomorphic carcinoma	2	1.3
		8070	Squamous cell carcinoma, NOS	2	1.3
		8140	Adenocarcinoma, NOS	55	35.9
		8200	Adenoid cystic carcinoma	1	0.7
		8210	Adenocarcinoma in adenomatous polyp	3	2.0
		8263	Adenocarcinoma in tubulovillous adenoma	1	0.7
		8270	Chromophobe carcinoma	1	0.7
		8272	Pituitary carcinoma, NOS	32	20.9
		8280	Acidophil carcinoma	1	0.7
		8281	Mixed acidophil-basophil carcinoma	1	0.7
		8430	Mucoepidermoid carcinoma	2	1.3
		8710	Glomangiosarcoma	1	0.7
		8711	Glomus tumor, malignant	1	0.7
		9064	Germinoma	10	6.5
		9070	Embryonal carcinoma, NOS	1	0.7
		9080	Teratoma, malignant, NOS	1	0.7
		9085	Mixed germ cell tumor	1	0.7
		9361	Pineocytoma	2	1.3
		9362	Pineoblastoma	19	12.4
		9380	Glioma, malignant	1	0.7
		9400	Astrocytoma, NOS	1	0.7
		9580	Granular cell tumor, malignant	1	0.7
				153	100.0



C81-C85, C96 LYMPHOMA

9530	Meningioma, malignant	1	0.0
9590	Malignant lymphoma, NOS	701	13.1
9591	Malignant lymphoma, non-Hodgkin, NOS	1,652	30.9
9596	Composite Hodgkin and non-Hodgkin lymphoma	152	2.8
9650	Hodgkin lymphoma, NOS	528	9.9
9651	Hodgkin lymphoma, lymphocyte-rich	27	0.5
9652	Hodgkin lymphoma, mixed cellularity, NOS	13	0.2
9653	Hodgkin lymphoma, lymphocyte depletion, NOS	15	0.3
9659	Hodgkin lymphoma, nodular lymphocyte predominance	3	0.1
9661	Hodgkin granuloma	1	0.0
9662	Hodgkin sarcoma	3	0.1
9663	Hodgkin lymphoma, nodular sclerosis, NOS	59	1.1
9664	Hodgkin lymphoma, nodular sclerosis, cellular phase	1	0.0
9665	Hodgkin lymphoma, nodular sclerosis, grade 1	8	0.1
9670	Malignant lymphoma, small B lymphocytic, NOS	47	0.9
9671	Malignant lymphoma, lymphoplasmacytic	8	0.1
9673	Mantle cell lymphoma	45	0.8
9675	Malignant lymphoma, mixed small and large cell, diffuse	7	0.1
9679	Mediastinal large B-cell lymphoma	4	0.1
9680	Malignant lymphoma, large B-cell, diffuse, NOS	1,395	26.1
9684	Malignant lymphoma, large B-cell, diffuse, immunoblastic, NOS	17	0.3
9687	Burkitt lymphoma, NOS	33	0.6
9689	Splenic marginal zone B-cell lymphoma	4	0.1
9690	Follicular lymphoma, NOS	163	3.0
9691	Follicular lymphoma, grade 2	6	0.1
9695	Follicular lymphoma, grade 1	6	0.1
9698	Follicular lymphoma, grade 3	16	0.3
9699	Marginal zone B-cell lymphoma, NOS	30	0.6
9700	Mycosis fungoides	44	0.8
9701	Sezary syndrome	3	0.1
9702	Mature T-cell lymphoma, NOS	167	3.1
9705	Angioimmunoblastic T-cell lymphoma	19	0.4
9708	Subcutaneous panniculitis-like T-cell lymphoma	1	0.0
9709	Cutaneous T-cell lymphoma, NOS	5	0.1
9714	Anaplastic large cell lymphoma, T cell and Null cell type	97	1.8
9717	Intestinal T-cell lymphoma	1	0.0
9718	Primary cutaneous CD30+ T-cell lymphoproliferative disorder	4	0.1
9719	NK/T-cell lymphoma, nasal and nasal-type	7	0.1
9727	Precursor cell lymphoblastic lymphoma, NOS	9	0.2
9728	Precursor B-cell lymphoblastic lymphoma	19	0.4
9729	Precursor T-cell lymphoblastic lymphoma	6	0.1
9740	Mast cell sarcoma	4	0.1
9741	Malignant mastocytosis	1	0.0
9754	Langerhans cell histiocytosis, disseminated	11	0.2
9755	Histiocytic sarcoma	3	0.1
9756	Langerhans cell sarcoma	1	0.0
9758	Follicular dendritic cell sarcoma	1	0.0
		5,348	100.0

C90 MULTIPLE MYELOMA

9731	Plasmacytoma, NOS	40	5.5
9732	Multiple myeloma	679	93.7
9733	Plasma cell leukemia	4	0.6
9734	Plasmacytoma, extramedullary	2	0.3
		725	100.0

C91-C95 LEUKAEMIA

9800	Leukemia, NOS	126	2.8
9801	Acute leukemia, NOS	659	14.4
9805	Acute biphenotypic leukemia	4	0.1
9820	Lymphoid leukemia, NOS	105	2.3
9823	B-cell chronic lymphocytic leukemia/small lymphocytic lymphoma	124	2.7
9826	Burkitt cell leukemia	85	1.9
9827	Adult T-cell leukemia/lymphoma (HTLV-1 positive)	27	0.6
9832	Prolymphocytic leukemia, NOS	4	0.1
9833	Prolymphocytic leukemia, B-cell type	1	0.0
9834	Prolymphocytic leukemia, T-cell type	1	0.0
9835	Precursor cell lymphoblastic leukemia, NOS	789	17.3
9836	Precursor B-cell lymphoblastic leukemia	125	2.7
9837	Precursor T-cell lymphoblastic leukemia	32	0.7
9840	Acute myeloid leukemia, M6 type	93	2.0
9860	Myeloid leukemia, NOS	159	3.5
9861	Acute myeloid leukemia, NOS	1,362	29.8
9863	Chronic myeloid leukemia, NOS	559	12.2
9866	Acute promyelocytic leukemia	130	2.8



9867	Acute myelomonocytic leukemia	36	0.8
9870	Acute basophilic leukemia	2	0.0
9871	Acute myeloid leukemia, with abnormal marrow eosinophils	6	0.1
9872	Acute myeloid leukemia, minimal differentiation	12	0.3
9873	Acute myeloid leukemia without maturation	1	0.0
9874	Acute myeloid leukemia with maturation	1	0.0
9875	Chronic myelogenous leukemia, BCR/ABL positive	5	0.1
9876	Atypical chronic myeloid leukemia, BCR/ABL negative	9	0.2
9891	Acute monocytic leukemia	26	0.6
9895	Acute myeloid leukemia with multilineage dysplasia	7	0.2
9896	Acute myeloid leukemia, t(8;21)(q22;q22)	6	0.1
9910	Acute megakaryoblastic leukemia	8	0.2
9930	Myeloid sarcoma	21	0.5
9931	Acute panmyelosis with myelofibrosis	18	0.4
9940	Hairy cell leukemia	11	0.2
9945	Chronic myelomonocytic leukemia, NOS	11	0.2
9946	Juvenile myelomonocytic leukemia	5	0.1
		4,570	100.0
OTHER & UNSPEC.			
8000	Neoplasm, malignant	2	0.2
8001	Tumor cells, malignant	39	3.6
8002	Malignant tumor, small cell type	3	0.3
8003	Malignant tumor, giant cell type	2	0.2
8004	Malignant tumor, spindle cell type	3	0.3
8010	Carcinoma, NOS	217	20.1
8012	Large cell carcinoma, NOS	7	0.6
8013	Large cell neuroendocrine carcinoma	1	0.1
8020	Carcinoma, undifferentiated, NOS	65	6.0
8021	Carcinoma, anaplastic, NOS	4	0.4
8022	Pleomorphic carcinoma	1	0.1
8031	Giant cell carcinoma	1	0.1
8032	Spindle cell carcinoma, NOS	3	0.3
8041	Small cell carcinoma, NOS	13	1.2
8050	Papillary carcinoma, NOS	3	0.3
8051	Verrucous carcinoma, NOS	1	0.1
8070	Squamous cell carcinoma, NOS	185	17.1
8071	Squamous cell carcinoma, keratinizing, NOS	3	0.3
8072	Squamous cell carcinoma, large cell, nonkeratinizing, NOS	11	1.0
8073	Squamous cell carcinoma, small cell, nonkeratinizing	1	0.1
8075	Squamous cell carcinoma, adenoid	1	0.1
8082	Lymphoepithelial carcinoma	1	0.1
8083	Basaloid squamous cell carcinoma	2	0.2
8120	Transitional cell carcinoma, NOS	3	0.3
8140	Adenocarcinoma, NOS	285	26.3
8141	Scirrhous adenocarcinoma	1	0.1
8153	Gastrinoma, malignant	1	0.1
8200	Adenoid cystic carcinoma	4	0.4
8210	Adenocarcinoma in adenomatous polyp	1	0.1
8211	Tubular adenocarcinoma	1	0.1
8240	Carcinoid tumor, NOS	3	0.3
8246	Neuroendocrine carcinoma, NOS	10	0.9
8249	Atypical carcinoid tumor	1	0.1
8260	Papillary adenocarcinoma, NOS	5	0.5
8263	Adenocarcinoma in tubulovillous adenoma	2	0.2
8290	Oxyphilic adenocarcinoma	2	0.2
8310	Clear cell adenocarcinoma, NOS	5	0.5
8430	Mucoepidermoid carcinoma	2	0.2
8440	Cystadenocarcinoma, NOS	1	0.1
8461	Serous surface papillary carcinoma	17	1.6
8470	Mucinous cystadenocarcinoma, NOS	1	0.1
8480	Mucinous adenocarcinoma	13	1.2
8490	Signet ring cell carcinoma	4	0.4
8500	Infiltrating duct carcinoma, NOS	1	0.1
8521	Infiltrating ductular carcinoma	1	0.1
8550	Acinar cell carcinoma	1	0.1
8560	Adenosquamous carcinoma	5	0.5
8680	Paraganglioma, malignant	1	0.1
8800	Sarcoma, NOS	9	0.8
8801	Spindle cell sarcoma	1	0.1
8802	Giant cell sarcoma	1	0.1
8803	Small cell sarcoma	1	0.1
8810	Fibrosarcoma, NOS	1	0.1
8821	Aggressive fibromatosis	1	0.1
8830	Malignant fibrous histiocytoma	3	0.3
8850	Liposarcoma, NOS	13	1.2
8851	Liposarcoma, well differentiated	3	0.3



8852	Myxoid liposarcoma	1	0.1
8854	Pleomorphic liposarcoma	1	0.1
8858	Dedifferentiated liposarcoma	2	0.2
8890	Leiomyosarcoma, NOS	8	0.7
8900	Rhabdomyosarcoma, NOS	6	0.6
8936	Gastrointestinal stromal sarcoma	43	4.0
8940	Mixed tumor, malignant, NOS	1	0.1
8963	Malignant rhabdoid tumor	2	0.2
8980	Carcinosarcoma, NOS	2	0.2
8981	Carcinosarcoma, embryonal	1	0.1
9064	Germinoma	8	0.7
9071	Yolk sac tumor	1	0.1
9080	Teratoma, malignant, NOS	11	1.0
9085	Mixed germ cell tumor	3	0.3
9100	Choriocarcinoma, NOS	1	0.1
9170	Lymphangiosarcoma	5	0.5
9364	Peripheral neuroectodermal tumor	3	0.3
9370	Chordoma, NOS	2	0.2
9372	Dedifferentiated chordoma	1	0.1
9500	Neuroblastoma, NOS	7	0.6
9760	Immunoproliferative disease, NOS	3	0.3
9761	Waldenstrom macroglobulinemia	6	0.5
9762	Heavy chain disease, NOS	2	0.2
		1,093	100.0



APPENDIX 101: EXPLANATORY NOTES FOR COMPLETING CANCER NOTIFICATION FORM

Please Notify

- a) All case of cancers (i.e. carcinomas, sarcomas, leukaemias and all other malignant tumours) diagnosed or treated in your hospital, clinic or practice.
- b) Confirmed cases of cancer as well as cases of 'probable cancer' in which the diagnosis is based only on clinical finding (i.e. without histological, radiological or other methods of confirmation).
- c) All cases diagnosed in Malaysia regardless of citizenships or place of domicile of the patient.
- d) Cancer cases referred to your hospital/clinic/practice which may have already been notified by the previous attending doctor.
- e) Follow up cases; please use the same form (Fill in name, I/C number, source of information and any other information that is different from the original previous notification form). You may choose to notify only once.

PROCEDURE

1. Patient
 - Identification No.
 - For Malaysian patient with new I/C No. fill up all the 12 digits and the old I/C No. if available
 - For patient with only old I/C No. fill up his/her I/C No. in the Identification No. boxes.
 - Children below 12 years without NRIC, insert patient's I/C No. with additional M or F in the appropriate boxes indicating mother or father NRIC was used (e.g. A 1234567M)
 - Passport No. Police/ Arm Forces Identification Card Number to be used for foreigners/ police/ arms personnel. (please indicate)
 - Name – Full name in block letters as in NRIC/ passport
 - Usual Resident Address: Address where the patient usually resides at least for 6 months [Note: The address NRIC may not be the same]
 - Date of birth: Insert date of birth of patient into boxes. [If not available insert year of birth]
 - Sex, Ethnic Group, Citizenship : Tick appropriate box
2. Source of Information (refers to Hospital/ Clinic the notifying doctor is working in)
3. Diagnosis (If insufficient space, write the information on a piece of paper and attach as appendix)

Diagnosis (Site for topography): This refers to the diagnosis at the time of notification
Please write in words with as much detail as possible.

Pathological Diagnosis (Morphology): Please write in words with as much detail as possible
4. Date of Diagnosis: Insert date of diagnosis made (Date that can be verified from records) and follow IARC definition*
5. Basis of diagnosis: Tick appropriate box(es)
6. Stage of Disease at the time of diagnosis: Fill in and tick appropriate box(es)
7. Type of treatment: Tick appropriate box(es) and fill in date of first treatment
8. Present status: Tick the appropriate box and fill in relevant details.
9. Date of notification: Insert the date into the appropriate box



**Definition of Incidence Date*

1. *Date of first histological or cytological confirmation*
 - a) *Date when the specimen was taken (biopsy or operation)*
 - b) *Date of receipt by the pathologist*
 - c) *Date of the pathology report.*
2. *Date of admission to the hospital because of this malignancy.*
3. *Date of first consultation at the outpatient clinic (only).*
4. *Date of diagnosis, other than 1, 2 or 3.*
5. *Date of death, if no information than that the patient has died because of a malignancy.*
6. *Date of death, if the malignancy is discovered at autopsy.*



National Cancer Institute, Ministry of Health
No. 4, Jalan P7, Presint 7, 62250 Putrajaya

Tel : (603) 8892 5555 Fax : (603) 8892 5625